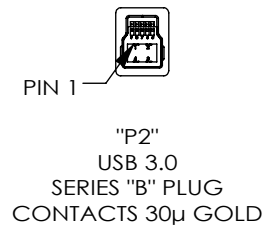
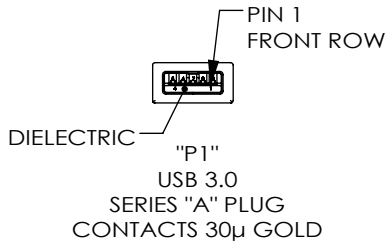
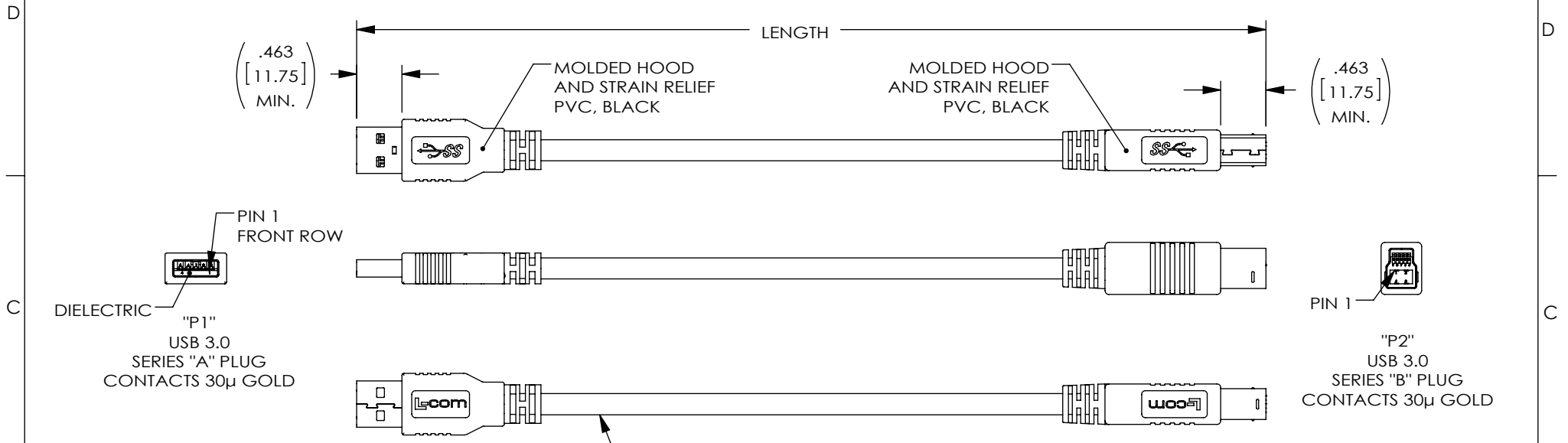


THE INFORMATION CONTAINED IN THIS DRAWING IS THE SOLE PROPERTY OF L-COM, INC. ANY REPRODUCTION IN PART OR WHOLE WITHOUT THE WRITTEN PERMISSION OF L-COM, INC. IS PROHIBITED.

REVISIONS			
REV	DESCRIPTION	DATE	APPROVED
A	INITIAL RELEASE	05/22/17	J.LI
B	ECN 8837: UPDATE LENGTH	07/04/17	S.LI



"P1"	WIRING MAP	"P2"
1	RED	1
2	WHITE	2
3	GREEN	3
4	BLACK	4
5	BLUE	5
6	YELLOW	6
7	DRAIN WIRE	7
8	PURPLE	8
9	ORANGE	9
SHELL	BRAID	SHELL

ONE 30AWG STRANDED (19X42) TINNED COPPER TWISTED PAIR
 TWO 30AWG SHIELDED STRANDED (19X42) TINNED COPPER TWISTED PAIR WITH DRAIN WIRE
 TWO 24AWG STRANDED (41X40) TINNED COPPER CONDUCTORS
 OVERALL ALUMINUM/POLYESTER SHIELD PLUS TINNED COPPER BRAID SHIELD
 JACKET: TPE, BLACK(NOM DIA. .217" [5.5])

PART NUMBER	LENGTH METERS [FEET]
U3A00013-03M	0.3 [.98]
U3A00013-05M	0.5 [1.64]
U3A00013-075M	0.75 [2.46]
U3A00013-1M	1.0 [3.28]
U3A00013-105M	1.5 [4.92]

NOTES:

- CABLE IS RATED FOR 10,000 BEND CYCLES, MINIMUM
- CABLE ASSEMBLY SHALL BE TESTED FOR CONTINUITY.
- CABLE ASSEMBLY SHALL HAVE 360° SHIELD TERMINATION.
- CABLE ASSEMBLY MUST MEET USB 3.0 REQUIREMENTS.
- CABLE ASSEMBLY SHALL BE INDIVIDUALLY PACKAGED IN ACCORDANCE WITH L-COM SPECIFICATION PS-0031.

REGULATORY COMPLIANCE:
 CE2011/65/EU(RoHS DIRECTIVE)

UNLESS OTHERWISE SPECIFIED, DIMENSIONS ARE IN INCHES [mm] OVERALL CABLE LENGTH TOLERANCE: ≤12 [305] = +1 [25] / -0 >12 [305] ≤60 [1524] = +2 [51] / -0 >60 [1524] ≤120 [3048] = +4 [102] / -0 >120 [3048] ≤300 [7620] = +6 [152] / -0 >300 [7620] = +3% / -0% ALL OTHER DIMENSIONAL TOLERANCES: .X = ±.2 [5.08] .XX = ±.02 [1.51] .XXX = ±.005 [1.3]	APPROVALS DRAWN BY S.LI	DATE 05/19/2017	50 HIGH STREET NORTH ANDOVER, MA 01845		
	CHECKED BY B.ZHANG	DATE 05/19/2017		CATEGORY USB	
	APPROVED BY S.PAN	DATE 05/19/2017	PRODUCT DESCRIPTION CA,USB3.0 A/B HI-FLEX		
	PROJECTION 	CONFIGURATION DETAILS OF UNDIMENSIONED FEATURES MAY VARY COLOR VARIATIONS MAY OCCUR	SIZE A	FSCM NO. 43321	DWG. NO. U3A00013

SCALE: NONE CAD FILE: U3A00013.SLDDRW SHEET 1 OF 1