










Siemens
EcoTech



SIMATIC ET 200SP, BaseUnit BU15-P16+A10+2B, BU type A0, Push-in terminals, with 10 AUX terminals, bridged to the left, WxH: 15 mmx141 mm



General information	
Product type designation	BU type A0
HW functional status	From FS06
Supply voltage	
Rated value (DC)	24 V
external protection for power supply lines	Yes; 24 V DC/10 A miniature circuit breaker with type B or C tripping characteristic
Current carrying capacity	
For P1 and P2 bus, max.	10 A
For AUX bus, max.	10 A
For process terminals, max.	2 A
Hardware configuration	
Formation of potential groups	
• New potential group	No
• Potential group continued from the left	Yes
Slots	
• Number of slots	1; Type A0
Isolation	
Isolation tested with	707 V DC (type test)
Standards, approvals, certificates	
Ecological footprint	
• environmental product declaration	Yes
Global warming potential	
— global warming potential, (total) [CO2 eq]	1.09 kg
— global warming potential, (during production) [CO2 eq]	1.08 kg
— global warming potential, (during operation) [CO2 eq]	0 kg
— global warming potential, (after end of life cycle) [CO2 eq]	-0.0045 kg
Ambient conditions	
Ambient temperature during operation	
• horizontal installation, min.	-30 °C
• horizontal installation, max.	60 °C
• vertical installation, min.	-30 °C
• vertical installation, max.	50 °C
Altitude during operation relating to sea level	

• Installation altitude above sea level, max.	5 000 m; Restrictions for installation altitudes > 2 000 m, see manual		
Absolute humidity			
• dew point, min.	-60 °C; suitable for dry room applications		
Accessories			
Color coding labels			
• for process terminals	CC00 to CC09		
• for AUX terminals	CC71 to CC73		
• for add-on terminals	does not exist		
Connection method			
Terminals			
• Terminal type	Push-in terminal		
• system-integrated shield connection	Yes; Optional		
• Conductor cross-section, min.	0.14 mm ² ; AWG 26		
• Conductor cross-section, max.	2.5 mm ² ; AWG 14		
• Number of process terminals to I/O module	16		
• Number of terminals to AUX bus	10		
• Number of add-on terminals	0		
• Number of terminals with connection to P1 and P2 bus	2		
Dimensions			
Width	15 mm		
Height	141 mm		
Depth	35 mm		
Weights			
Weight, approx.	50 g		
Classifications			
		Version	Classification
	eClass	14	27-24-26-03
	eClass	12	27-24-26-03
	eClass	9.1	27-24-26-03
	eClass	9	27-24-26-03
	eClass	8	27-24-26-03
	eClass	7.1	27-24-26-03
	eClass	6	27-24-26-03
	ETIM	10	EC001598
	ETIM	9	EC001598
	ETIM	8	EC001598
	ETIM	7	EC001598
	IDEA	4	3560
	UNSPSC	15	32-15-17-04
Approvals / Certificates			
General Product Approval			
		Manufacturer Declaration	
			
			
General Product Approval		For use in hazardous locations	
			CCC-Ex
			FM
			
For use in hazardous locations			Maritime application

[Type Examination Certificate](#)



IECEX

[Miscellaneous](#)

[CCC-Ex](#)



ABS



BUREAU
VERITAS

Maritime application



DNV



LRS

[NK / Nippon Kaiji Kyokai](#)



RINA



RMRS

[CCS \(China Classification Society\)](#)

Maritime application

Environment

[KR \(Korean Register of Shipping\)](#)



EPD

Siemens
EcoTech



last modified:

2/1/2026