

4400 MHz to 6400 MHz 9 dBi gain X-pol Flat Panel Antenna, 2 x Type N Female Connectors



## HG5158-9XP

### Features

- Dual-slant +/- 45° polarization
- 2xType N Female Connector for 2x2 MIMO applications
- IP67 rated environmental protection
- Indoor and outdoor installations
- 9 dBi gain

### Applications

- 5 GHz Band for IEEE 802.11 a/h/p/n/ac/ax (Wi-Fi 6)
- 4.9 GHz to 6.4 GHz bands for Public Safety and Military applications
- Railway and trackside deployments

### Description

The L-com HG5158-9XP is a rugged flat panel spotlight antenna specifically designed for industrial wireless local area networks (WLAN). L-com's HG5158-9XP has 7.5 to 9 dBi gain. The ruggedized IP67 outdoor rated radome allows for deployment in harsh environments. The HG5158-9XP operates from 4400 to 6400 MHz which is ideal for public safety, railway signalling and track side communications.

The HG5158-9XP from L-com has 60° Horizontal Beamwidth patterns with +/-45 Slant polarization and features 2 x Type N female connectors. The 4400-6400 MHz HG5158-9XP is IP67 rated for outdoor and indoor installations.

The 2 x Type N female connectorized HG5158-9XP antenna from L-com has mounting bracket and hardware included which makes this antenna very easy to install. This rugged flat panel spotlight antenna just like our wide selection of superior quality RF parts, ship same day. Contact our knowledgeable and friendly technical support and sales staff for your answers on antennas or other L-com products.

### Configuration

Design	Flat Panel
Application Band	WLAN/MIMO
Band Type	Single
Radiation Pattern	Directional
Polarization	±45 Deg. Slant
Connector Type	N Female
Interface 2	N Female
Number of Ports	2
Lightning Protection	DC Ground

### Electrical Specifications

Description	Minimum	Typical	Maximum	Units
Frequency Range	4.4		6.4	GHz
Input VSWR		2:1		
Impedance		50		Ohms
Gain		9		dBi

Click the following link (or enter part number in "SEARCH" on website) to obtain additional part information including price, inventory and certifications: [4400 MHz to 6400 MHz 9 dBi gain X-pol Flat Panel Antenna, 2 x Type N Female Connectors HG5158-9XP](#)

4400 MHz to 6400 MHz 9 dBi gain X-pol Flat Panel Antenna, 2 x Type N Female Connectors



## HG5158-9XP

Front to Back Ratio	20		dB
Input Power		50	Watts

### Specifications by Band

Description	Band 1	Band 2	Band 3	Band 4	Band 5	Units
Range	4.4 to 4.9	4.9 to 6.1	6.1 to 6.4			GHz
Gain	7.5	9.2	7.7			dBi
Horizontal HPBW	65	56	60			Degrees
Vertical HPBW	55	48	45			Degrees
Port to Port Isolation	20	20	20			dB
Front to Back Ratio	21	20	20			dB
VSWR Max	4.8:1	1.8:1	2.5:1			
Maximum Input Power	50	50	50			Watts

### Mechanical Specifications

Radome Material	ASA
<b>Size</b>	
Length	3.9 in [99.06 mm]
Width	3.1 in [78.74 mm]
Height	1.4 in [35.56 mm]
Mounting Mast Diameter	1.18 to 1.96 in [29.97 to 49.78 mm]
Weight	0.4 lbs [181.44 g]

### Environmental Specifications

<b>Temperature</b>	
Operating Range	-40 to +65 deg C
Environment	IP67
Wind Survivability	130.48 MPH [209.99 KPH]

**Compliance Certifications** (see [product page](#) for current document)

### Plotted and Other Data

Notes:

4400 MHz to 6400 MHz 9 dBi gain X-pol Flat Panel Antenna, 2 x Type N Female Connectors

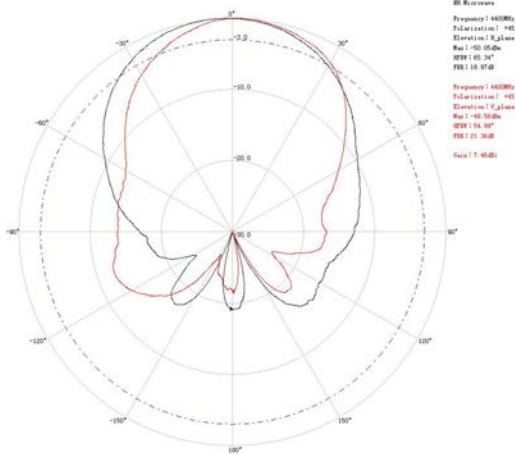
**HG5158-9XP**



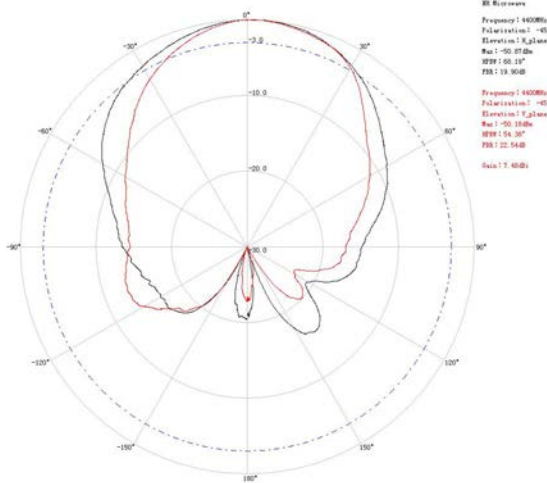
**Typical Radiation Pattern**

**Patterns**

+45-Pol\_HV4400



-45-Pol\_HV4400



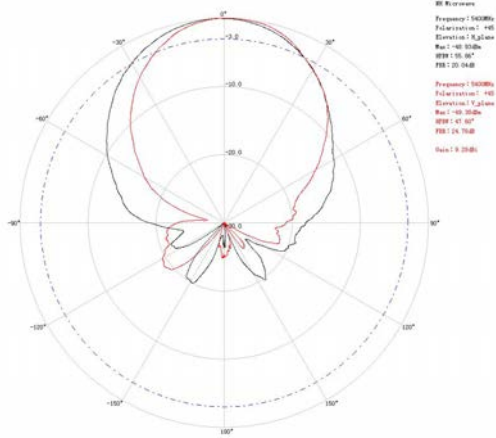
4400 MHz to 6400 MHz 9 dBi gain X-pol Flat Panel Antenna, 2 x Type N Female Connectors



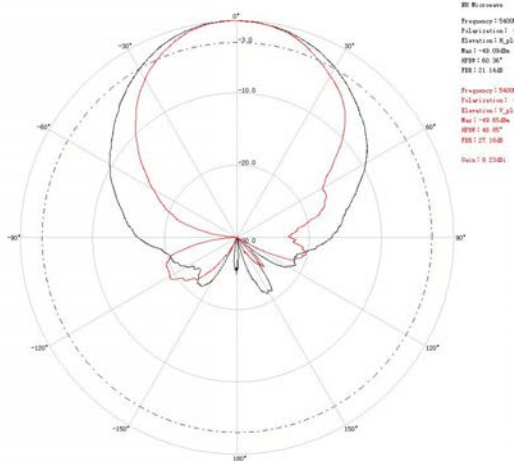
**HG5158-9XP**

**Patterns**

+45-Pol\_HV5400



-45-Pol\_HV5400



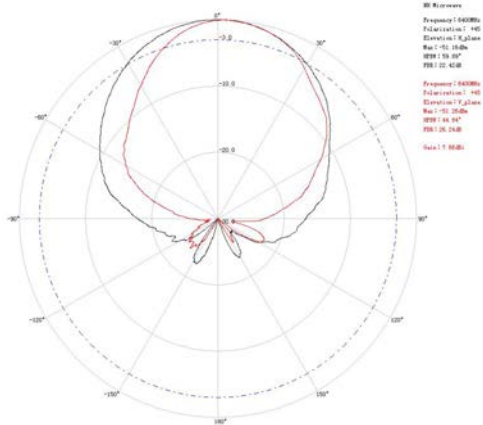
4400 MHz to 6400 MHz 9 dBi gain X-pol Flat Panel Antenna, 2 x Type N Female Connectors

**HG5158-9XP**

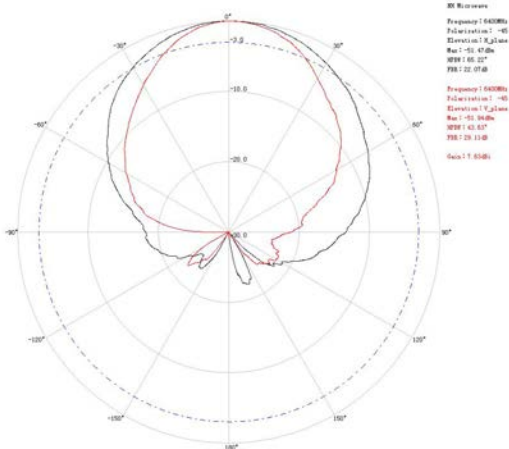


**Patterns**

+45-Pol\_HV6400



-45-Pol\_HV6400



4400 MHz to 6400 MHz 9 dBi gain X-pol Flat Panel Antenna, 2 x Type N Female Connectors from L-com has same day shipment for

4400 MHz to 6400 MHz 9 dBi gain X-pol Flat Panel  
Antenna, 2 x Type N Female Connectors

## HG5158-9XP



domestic and International orders. Our portfolio includes coaxial cable assemblies, connectors, adapters and custom products as well as lightning and surge protectors, NEMA rated enclosures, and an RF product line which includes antennas, amplifiers, passive, and active components.

The information contained within this document is accurate to the best of our knowledge and representative of the part described herein. It may be necessary to make modifications to the part and/or the documentation of the part in order to impliment improvements. L-com reserves the right to make such changes as required. Unless otherwise stated, all specifications are nominal. L-com does not make any representation or warranty regarding the suitability of the part described herein for any particular purpose, and L-com does not assume liability arising out of the use of any part or document.

4400 MHz to 6400 MHz 9 dBi gain X-pol Flat Panel Antenna, 2 x Type N Female Connectors

L-com CAD Drawing

