


## Chip Antenna



**RoHS  
Compliant**

## Electrical Specifications

### Bluetooth/WiFi Band Working Frequency

Part Number	Frequency Range (GHz)	Azimuth Beamwidth (MHz)	Gain (dBi)	VSWR (max.)	Impedance (Ω)	Polarization	Size (mm)	Structure
RFANT2012090A0T	2.4~2.5	Omni-directional	1.72	2	50	Linear	2×1.25×0.9	A
RFANT3216120A5T	2.4~2.5	Omni-directional	2	2	50	Linear	3.2×1.6×1.2	A
RFANT9030200A1T	2.4~2.4835	Omni-directional	2	2.1	50	Linear	9× 3×2	A
RFANT9520120A0T	2.4~2.5	Omni-directional	2	2	50	Linear	9.5×2×1.2	A
RGFRA1903041A1T	2.4~2.5	Omni-directional	2	2	50	Linear	19×3×3.8	E
RFECA2012050A3T	2.4~2.5	Omni-directional	0.29	2.6	50	Linear	2×1.2×0.5	A
RFECA3216060A1T	2.4~2.5	Omni-directional	2	2.1	50	Linear	3.2×1.6×0.6	A
RFECA3216060K1T	4.9~5.85	Omni-directional	2.8	2	50	Linear	3.2×1.6×0.6	A
RFECA3216060L1T	2.4~2.5 5.25~5.85	Omni-directional	0.6/2	2.1	50	Linear	3.2×1.6×0.6	A

### WiMax. Band Working Frequency

Part Number	Frequency Range (GHz)	Azimuth Beamwidth (MHz)	Gain (dBi)	VSWR (max.)	Impedance (Ω)	Polarization	Size (mm)	Structure
RFANT32162G6W0T	2.5~2.69	Omni-directional	1	3	50	Linear	3.2×1.6×1.2	A

### UHF Band Working Frequency


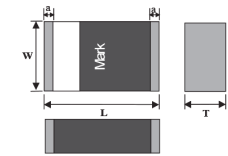
Part Number	Frequency Range (GHz)	Azimuth Beamwidth (MHz)	Gain (dBi)	VSWR (max.)	Impedance (Ω)	Polarization	Size (mm)	Structure
RGFRA1204011DCT	900~930	Omni-directional	1	2	50	Linear	12×4×1.6	A
RGFRA1204011DET	855~885	Omni-directional	1	2	50	Linear	12×4×1.6	A

## Part Number Explanation

RF Type Code	ANT Product Code	321612 Dimension Code	0 Unit of Dimension	A Application	5 Specification	T Packing
RF/RG: device	ANT : Antenna FRA : Free Antenna ECA : SMD Antenna	Per 2 digits of Length, Width, Thickness 321612 = Length =32 Width = 16 Thickness = 12	0 : 0.1mm 1 : 1mm	A: 2.4GHz ISM Band E : GPS 1.5GHz L : 2.4/5.2/5.8GHz Tri Band W : WiMAX	Code from 0~9 dependent on different electrical specification	T: 7" Reeled G: 13" Reeled

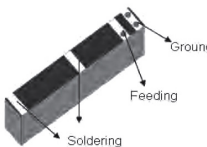

## Structure and Pin Associated

### Structure - A



Structure\Dimension	L	W	T	a	b	c
A	10 ±0.2	3.2 ±0.2	0.8 ±0.1	0.8 ±0.1		
	2 ±0.2	1.25 ±0.2	0.9 ±0.1	0.25 ±0.15		-
	3.2 ±0.2	1.6 ±0.2	0.6 ±0.1	0.25 ±0.2		-
			1.2 ±0.1	0.25 ±0.15		-
			1.3 ±0.2	0.4 ±0.2		-
	5.2 ±0.2	2 ±0.2	1.15 ±0.1	0.4 ±0.25		-
			1.15 ±0.15	0.4 ±0.25		-
	5.8 +0.1 -0.3	3 +0.1 -0.3	1.1 +0.2 -0.1	0.4 ±0.25		-
	8 ±0.2		0.8 ±0.1	0.3 ±0.2		-
	9.1 ±0.2		2 ±0.1	0.2 ±0.2		-
	9.5 ±0.2		1.15 ±0.1	0.5 ±0.3		-
	1.6 ±0.2		0.5 ±0.1	0.1 ±0.05		
2 ±0.2		0.5 ±0.1	0.15 ±0.05			
12 ±0.15		1.6 ±0.15	4 ±0.15	0.8 ±0.1	10.4 ±0.15	

### Structure - E



Structure\Dimension	L	W	T	PW	P1	P2	P3	P4
E	19 ±0.15	3 ±0.15	3.8 ±0.2	3 ±0.1	1 ±0.1	1 ±0.1	1 ±0.1	1 ±0.1

Dimensions : Millimetres

## Balun Transformers



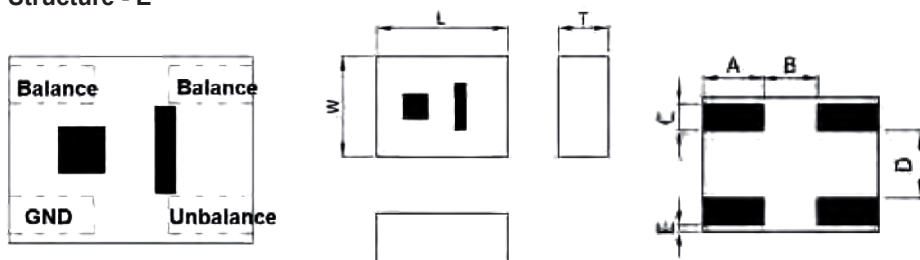
## Electrical Specifications

### LTE Band Application

Part Number	Frequency Range (GHz)	Impedance (Ω)		Return Loss (dB) Min.	Insertion Loss (dB)	Amplitude Difference (dB) Max.	Phase Difference	Size (mm)	Structure
		Unbalance	Bal-ance						
RFBLN06050G9D0T	729~960	50	100	15	0.85(25°C) 0.95(-40~+85°C)	4.8	180 ±10	0.65×0.5×0.4	E
RFBLN10050G9D0T									

## Structure and Pin Associated

### Structure - E




Structure\ Dimension	L	W	T	A	B	C	D	E	F
E	0.65 ±0.1	0.5 ±0.1	0.4 ±0.1	0.2 ±0.05	0.2 ±0.05	0.025 ±0.025	0.1 ±0.05	0.25 ±0.05	0.025 ±0.025

Dimensions : Millimetres

## Part Number Explanation

RF Type Code	BPF Product Code	322515 Dimension Code	0 Unit of Dimension	A Application	4 Specification	T Packing
RF device	BPF : Band Pass Filter	Per 2 digits of Length, Width, Thickness 322515 = Length =32 Width = 25 Thickness = 15	0 : 0.1mm 1 : 1mm	A : 2.4GHz ISM Band W : WiMAX K : ISM 5.2/5.8 Dual Band	Code from 0~9 dependent on different electrical specification	T: 7" Reeled G: 13" Reeled

## High Frequency Multilayer Low Pass Filter



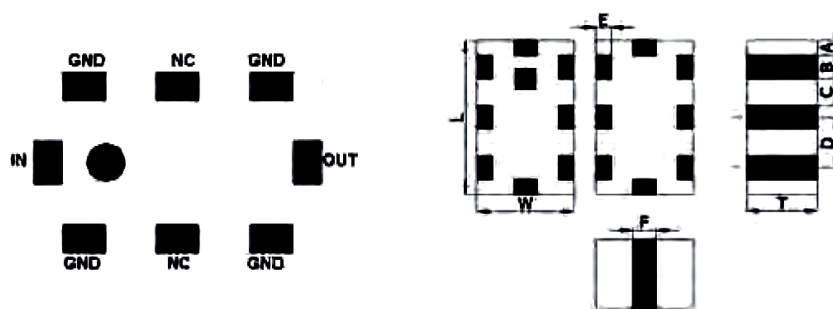
### Electrical Specifications

GSM850/900GHz Band Working Frequency

Part Number	Frequency Range (GHz)	Insertion Loss (dB)	Attenuation (dB min.)	VSWR (max.)	Impedance (Ω)	Size (mm)	Structure
RFLPF06050G9D0T	824~915	0.5 max.(25°C) 0.7 max.(-40~+85°C)	20(2400~2750MHz)	2	50	0.65×0.5×0.4	D
RFLPF06050G9D2T	699~960	0.5 max.(25°C) 0.7 max.(-40~+85°C)	20(2400~2750MHz)	2	50	1×0.5×0.4	D
RFLPF10050G9D0T	824~915	0.6	25(1648~1830MHz) 25(2472~2745MHz) 25(3296~3660MHz)	2	50	1×0.5×0.4	C
RFLPF20120G9D1T	890~915	0.6 max.(25°C) 0.75 max.(-40~+85°C)	40(1720~1765MHz) 30(1780~1830MHz) 30(2670~2745MHz)	2	50	2×1.25×0.95	B-2

### Structure and Pin Associated

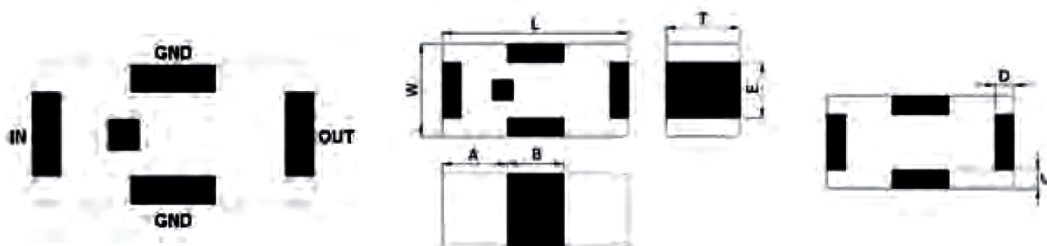
Structure - B-2



Structure\ Dimension	L	W	T	A	B	C	D	E	F
B	2 ±0.15	1.25 ±0.1	0.9 ±0.1	0.2 ±0.1	0.3 ±0.1	0.35 ±0.1	0.65 ±0.1	0.2 ±0.1	0.2 ±0.1
			0.95 ±0.1	0.2 ±0.1	0.3 ±0.1	0.35 ±0.1	0.65 ±0.1	0.2 ±0.1	0.2 ±0.1
			1.05 ±0.1	0.2 ±0.1	0.3 ±0.1	0.35 ±0.1	0.65 ±0.1	0.2 ±0.1	0.2 ±0.1
	3.2 ±0.2	2.5 ±0.2	1 ±0.2	0.10min.	0.55 ±0.15	0.45 ±0.15	1 ±0.15	0.3 ±0.15	0.7 ±0.2

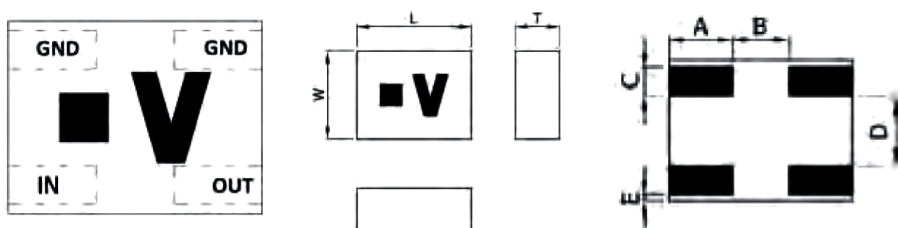
Dimensions : Millimetres

## Structure - C



Structure\ Dimension	L	W	T	A	B	C	D	E	F
C	1 ±0.1	0.5 ±0.1	0.4 ±0.1	0.35 ±0.1	0.3 ±0.1	0.15 ±0.1	0.15 ±0.1	0.3 ±0.1	-
	1.6 ±0.15	0.8 ±0.15	0.5 max.	0.45±0.15	0.7 ±0.15	0.2 ±0.15	0.2 ±0.15	0.3 ±0.15	0.25 ±0.15

## Structure - D



Structure\ Dimension	L	W	T	A	B	C	D	E
D	0.65 ±0.1	0.5 ±0.1	0.4 max.	0.225 ±0.1	0.2 ±0.05	0.1 ±0.05	0.25 ±0.05	0.025 ±0.25

Dimensions : Millimetres

## Part Number Explanation

RF Type Code	LPF Product Code	201211 Dimension Code	0 Unit of Dimension	A Application	0 Specification	T Packing
RF device	LPF : Low Pass Filter	Per 2 digits of Length, Width, Thickness 201210 = Length =20 Width = 12 Thickness = 11	0 : 0.1mm 1 : 1mm	A : 2.4GHz ISM Band K : ISM 5.2/5.8 Dual Band	Code from 0~9 dependent on different electrical specification	T: 7" Reeled G: 13" Reeled

**Important Notice :** This data sheet and its contents (the "Information") belong to the members of the AVNET group of companies (the "Group") or are licensed to it. No licence is granted for the use of it other than for information purposes in connection with the products to which it relates. No licence of any intellectual property rights is granted. The Information is subject to change without notice and replaces all data sheets previously supplied. The Information supplied is believed to be accurate but the Group assumes no responsibility for its accuracy or completeness, any error in or omission from it or for any use made of it. Users of this data sheet should check for themselves the Information and the suitability of the products for their purpose and not make any assumptions based on information included or omitted. Liability for loss or damage resulting from any reliance on the Information or use of it (including liability resulting from negligence or where the Group was aware of the possibility of such loss or damage arising) is excluded. This will not operate to limit or restrict the Group's liability for death or personal injury resulting from its negligence. Multicomp Pro is the registered trademark of Premier Farnell Limited 2019.