



### Features:

- 350W Compact Size 215.0 x 115.0 x 30.0mm
- Wide AC & DC Input 85V to 264VAC
- Temperature Range -30°C to +70°C
- LED Power Indicator
- Output Range: 5V - 48VDC
- Low Standby Power <0.5W
- Fully Isolated Pri - Sec: 4000Vrms
- Insulation: Class II
- Materials: UL94-V0
- UL/EN62368-1, EN61558, EN60335
- 3 Year Warranty



### Description

VTX-211-350-0## AC-DC enclosed caged SMPS. It features a wide AC input 85V to 264VAC and a DC input voltage 120 to 370VDC. The converters have been designed with low power consumption, high efficiency, high reliability, reinforced isolation. It offers good EMC performance compliant to IEC/EN61000-4 and CISPR32/EN55032 and meets IEC/EN/UL62368/EN60335/EN61558 standards. The converters are widely used in industrial, power, home appliances, instrumentation, communication, LED lighting and civil applications. For extremely harsh EMC environment, we recommend using the application circuit show in this Datasheet or contact our Technical team for further support.

### Selection Guide

Part Number	Power Rating Watts	Output Voltage (VDC)	Output Voltage Adj. Range	Output Current (mA)	Ambient Temp. (°C)	Efficiency Typical	Input Range
VTX-211-350-005	300	5	4.5~5.5	60000	50°C (70°C @ 60%)	>83%	90 - 264VAC (120 - 370VDC)
VTX-211-350-012	348	12	10.2~13.8	29000			
VTX-211-350-015	348	15	13.5~18	23200			
VTX-211-350-024	350	24	21.6~28.8	14600			
VTX-211-350-036	350	36	32.4~39.6	9700			
VTX-211-350-048	350	48	43.2~52.8	7300			
<b>Note: Other output voltages are available upon request.</b>							

Please contact Vigortronix for any enquiries. Products can be altered to suit custom requirements.  
The information contained in this document is subject to change without notice.

Input Specification					
Item	Conditions	Min	Typical	Max	Unit
Input Voltage	AC Input	85	-	264	VAC
	DC Input	120	-	370	VDC
Input Frequency		47	-	63	Hz
Input Current	115VAC	-	-	8	A
	230VAC	-	-	4	
Inrush Current	115VAC	-	60	-	
	230VAC	-	60	-	
Leakage Current	230VAC / 50Hz	-	-	0.75	mA

Output Specification					
Item	Conditions	Min	Typical	Max	Unit
Output Voltage	5V	-	+/-3	-	%
	Full Load Range 12V/15V/24V/36V/48V	-	+/-1.5	-	
Line Regulation	Rated Load	-	+/-0.5	-	
Load Regulation	0% - 100% Load	-	+/-0.5	+/-2	
Ripple / Noise	5V/12V/15V/24V 20MHz Bandwidth	-	150	-	mV
	36V/48V	-	200	-	
Stand by Power	230VAC	-	-	0.75	W
Temp. Coefficient		-	+/-0.02	-	%/°C
Short Circuit Protection		Hiccup, Continuous, Self-recovery			
Over Current Protection		110%-180% Load, Self-recovery			
Over Voltage Protection		Hiccup, Continuous, Self-recovery			
Minimum Load		0	-	-	%
Hold-up Time	115VAC Input	-	12	-	mS
	230VAC Input	-	16	-	
Fan Operation	Fan ON, Temperature	50	-	-	°C
	Fan OFF, Temperature	-	-	40	

Please contact Vigortronix for any enquiries. Products can be altered to suit custom requirements.  
The information contained in this document is subject to change without notice.

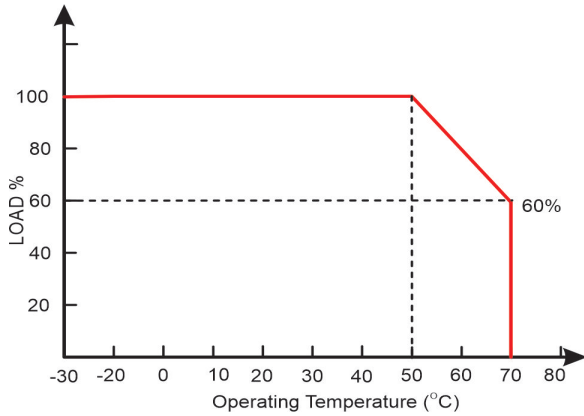
General Specification					
Item	Conditions	Min	Typical	Max	Unit
<b>Dielectric Strength</b>	Input to Output (1Min, 10mA)	4000	-	-	VAC
	Input to Earth (1Min, 10mA)	2000	-	-	
<b>Insulation Resistance</b>	Input to Output (500VDC)	50			M.Ohm
<b>Operating Temperature</b>		-30	-	+70	°C
<b>Storage Temperature</b>		-40	-	+85	
<b>Operating Humidity</b>		20	-	90	%RH
<b>Storage Humidity</b>		10	-	95	
<b>Switching Frequency</b>		-	65	-	KHz
<b>Altitude</b>		-	-	5000	m
<b>Safety Class</b>		CLASS I			
<b>MTBF</b>		>300KHrs @ 25°C (MIL-HDBK-217F)			
<b>Safety Approvals</b>		IEC/EN/UL62368, EN61558, EN60335			
<b>Case Material</b>		Metal (AL1100)			
<b>Dimensions</b>		215.00 x 115.00 x 30.00mm			
<b>Cooling Method</b>		Free air convection			
<b>Weight</b>		700g			

EMC Specification		
<b>Emissions</b>	CE /RE	CISPR32 / EN55032 CLASS B EN55014-1
<b>Immunity</b>	ESD	IEC/EN 61000-4-2 CONTACT +/-6KV EN55014-2
	RS	IEC/EN 61000-4-3 10V/m EN55014-2
	EFT	IEC/EN 61000-4-4 +/-2KV
	SURGE	IEC/EN 61000-4-5, EN55014-2
	CS	IEC/EN 61000-4-6 10V/r.m.s. EN55014-2
	Voltage Variation	IEC/EN 61000-4-11, EN55014-2

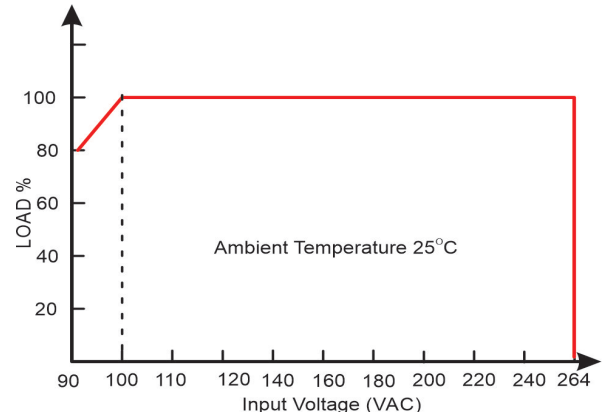
Please contact Vigortronix for any enquiries. Products can be altered to suit custom requirements.  
The information contained in this document is subject to change without notice.

## Derating Graphs

Temperature Derating Graph



Input Voltage Derating Graph

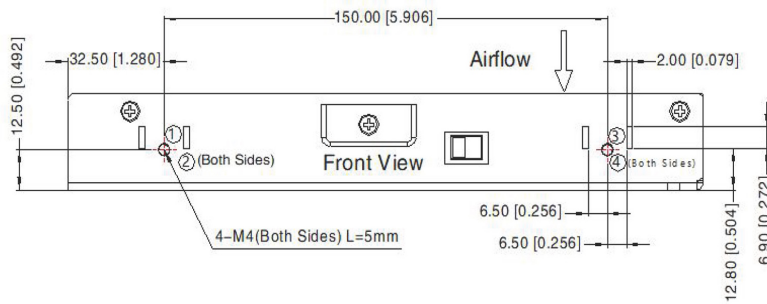
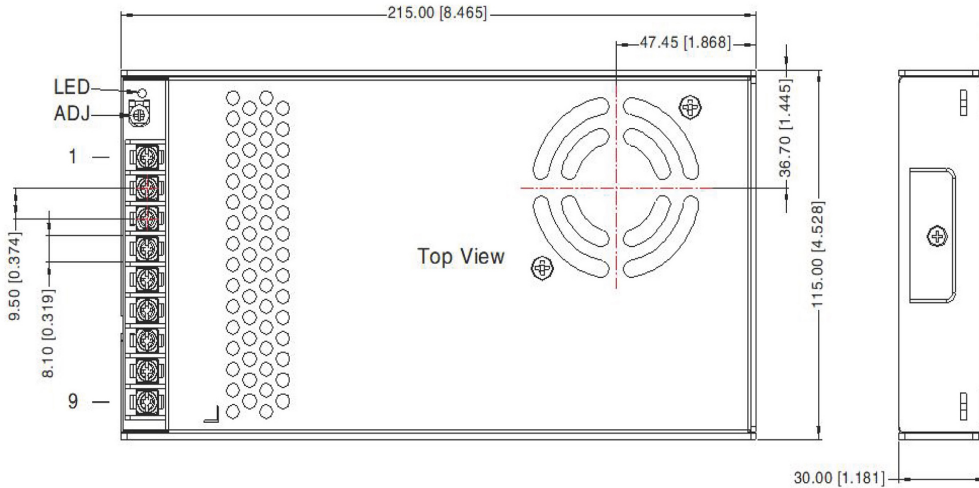




Efficiency Guide			
Part Number	Output Voltage (VDC)	Efficiency Typical (%)	Capacitance Load Max
VTX-211-350-012	5	83	10000 uF
VTX-211-350-012	12	85	4000 uF
VTX-211-350-015	15	86	3300 uF
VTX-211-350-024	24	87	1500 uF
VTX-211-350-036	36	88	1500 uF
VTX-211-350-048	48	89	470 uF

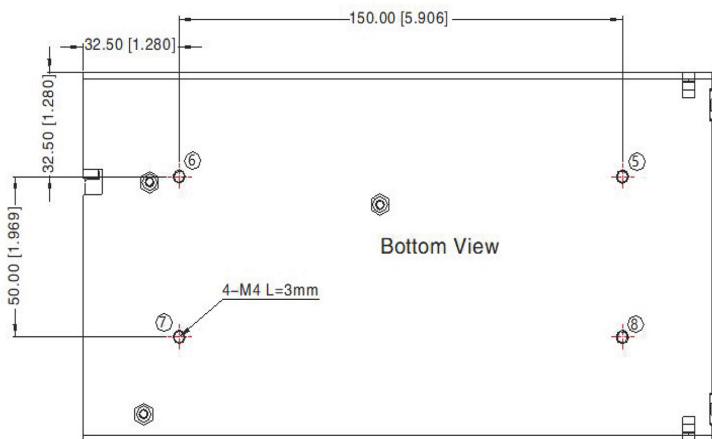
**Note: Other output voltages are available upon request.**

Please contact Vigortronix for any enquiries. Products can be altered to suit custom requirements. The information contained in this document is subject to change without notice.

## Dimensions



Switch	AC Input	DC Input
 115V	90–132VAC	— — —
 230V	180–264VAC	240–373VDC



Position	Screw Size	Max Length	Max Torque
1 - 8	M4	4mm	0.9Nm

PIN Number	Function
1	+Vo
2	+Vo
3	+Vo
4	-Vo
5	-Vo
6	-Vo
7	Earth
8	AC(N)
9	AC(L)

Please contact Vigortronix for any enquiries. Products can be altered to suit custom requirements.  
The information contained in this document is subject to change without notice.

Vigortronix, 16 De Havilland Way, Witney, Oxfordshire, OX29 0YG, UK  
Tel. +44 (0)1993 777570 Web. [www.vigortronix.com](http://www.vigortronix.com), E-mail: [sales@vigortronix.com](mailto:sales@vigortronix.com)  
Vigortronix is a trading name of Vigortronix Limited