

Features

- 100-240VAC Input
- Primary side regulated
- EI-30 transformer pinout
- Full load operation: -25 to 55°C
- No load power consumption <100mW
- Household and ITE certified


Regulated Converter

RAC05E-KT

5 Watt

1.07"x1.26"

Single Output



Description

The economically priced RAC05E-KT series of primary side regulated AC/DC converters is designed to meet general purpose requirements for ITE and office use as well as household applications or light industrial automation processes, with less than 0.1W no load power consumption. The footprint is based on the common industry standard pinning for EI30 transformers and AC/DC modules such as the RAC05-K/277 Series for enhanced performance. The RAC05E-KT modules hold UL and CB certifications to IEC 62368-1 standard and to EN 60335-1 for household applications. Certified for full load operation from -25°C to +55°C and worldwide input voltage ranges of nominal 100-240VAC, the modules feature a semi regulated output with permanent short circuit and over voltage protection. Without external components the series meets EN 55014, EN 55032 class B and FCC15 limits for worldwide electromagnetic compatibility.

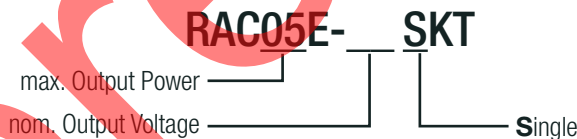
Selection Guide

| Part Number | Input Voltage Range [VAC] | Output Voltage [VDC] | Output Current [mA] | Efficiency typ. (1) [%] |
|--------------|---------------------------|----------------------|---------------------|-------------------------|
| RAC05E-04SKT | 90-264 | 4 | 1250 | 72 |
| RAC05E-05SKT | 90-264 | 5 | 1000 | 74 |
| RAC05E-12SKT | 90-264 | 12 | 417 | 78 |
| RAC05E-15SKT | 90-264 | 15 | 333 | 79 |
| RAC05E-24SKT | 90-264 | 24 | 208 | 80 |

Notes:

Note1: Efficiency is tested at nominal input and full load at +25°C ambient

Model Numbering



Ordering Examples:

| | | |
|--------------|--------|--------|
| RAC05E-04SKT | 5 Watt | 4Vout |
| RAC05E-24SKT | 5 Watt | 24Vout |

- UL/IEC/EN62368-1 certified
- CAN/CSA C22.2 No. 62368-1 certified
- IEC/EN60335-1 certified
- EN62233 certified
- IEC/EN61558-1 certified
- IEC/EN61558-2-16 certified
- EN55032/EN55035 compliant
- EN IEC 61204-3 compliant
- CB Report

Specifications (measured @ Ta= 25°C, nom. Vin= 230VAC, full load and after warm-up unless otherwise stated)

BASIC CHARACTERISTICS

| Parameter | Condition | | Min. | Typ. | Max. |
|---|--------------------------|---------------|---------|--------|------------|
| Internal Input Filter | | | Pi type | | |
| Nominal Input Voltage | 50/60Hz | | 100VAC | | 240VAC |
| Operating Range ^(2,3) | 47-63Hz | | 90VAC | 230VAC | 264VAC |
| | DC | | 130VDC | | 370VDC |
| Input Current | 115VAC | | | | 250mA |
| | 230VAC | | | | 100mA |
| Inrush Current | cold start at 25°C | 115VAC | | | 20A |
| | | 230VAC | | | 10A |
| No load Power Consumption | | | | | 100mW |
| Input Frequency Range | AC Input | | 47Hz | | 63Hz |
| ErP Standby Mode Conformity (Output Load Capability) | Input power= 0.5W | | | | 0.32 |
| | 1.0W | | | | 0.68 |
| Minimum Load | | | 0% | | |
| Power Factor | 115VAC | | 0.55 | | |
| | 230VAC | | 0.45 | | |
| Start-up Time | | | | 20ms | |
| Rise Time | | | | 15ms | |
| Hold-up Time | 115VAC | | 8ms | | |
| | 230VAC | | 20ms | | |
| Internal Operating Frequency | 100% load at nominal Vin | | | | 130kHz |
| Output Ripple and Noise ⁽⁴⁾ | 20MHz BW | 4Vout & 5Vout | | | 70mVp-p |
| | | others | | | 1% of Vout |

Notes:

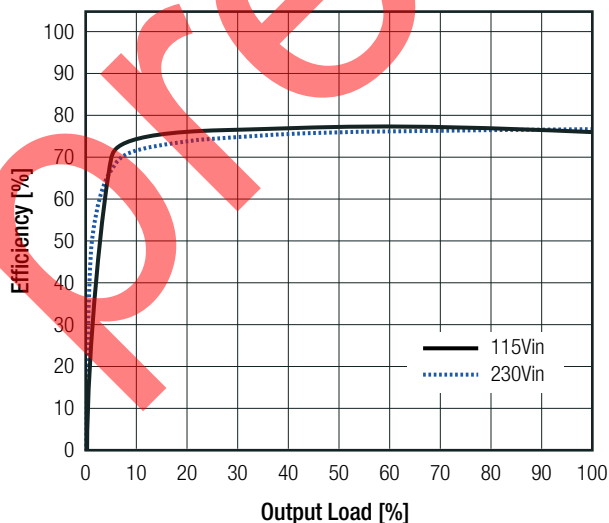
Note2: The products were submitted for safety files at AC-Input operation

Note3: Refer to **"Line Derating"**

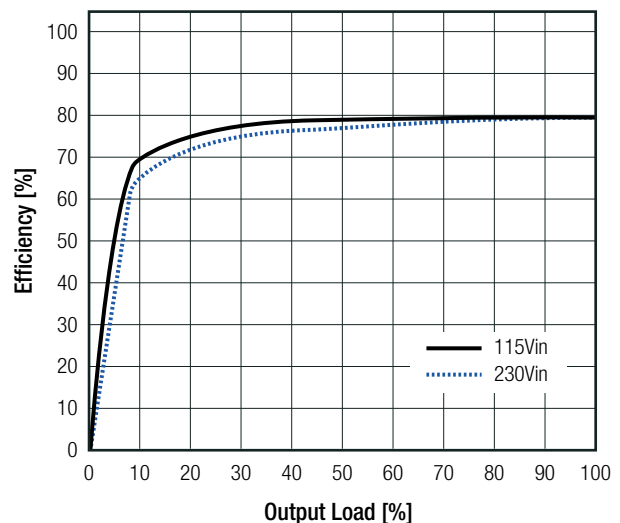
Note4: Measurements are made with a 0.1µF MLCC & 10µF E-cap in parallel across output. (low ESR)

Efficiency vs. Load

RAC05E-04SKT + RAC05E-05SKT

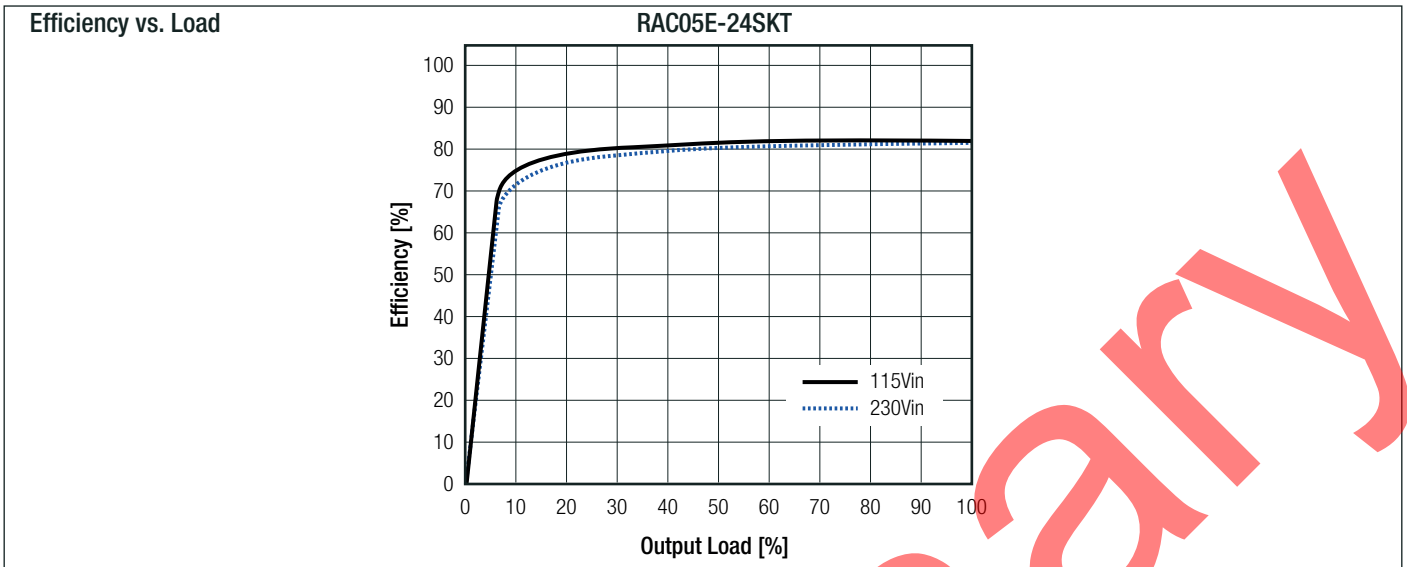


RAC05E-12SKT + RAC05E-15SKT



continued on next page

Specifications (measured @ Ta= 25°C, nom. Vin= 230VAC, full load and after warm-up unless otherwise stated)

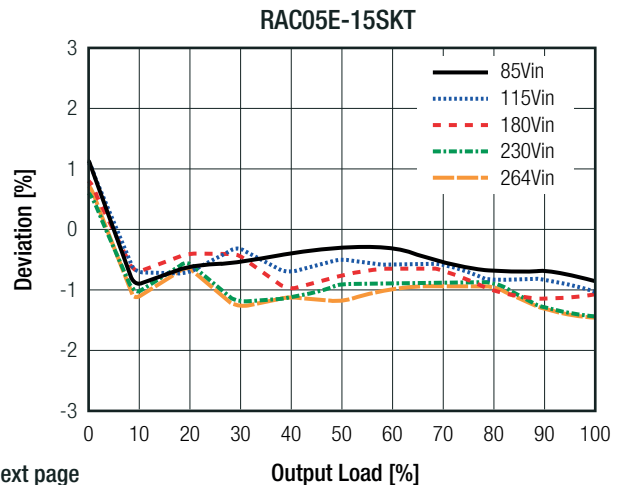
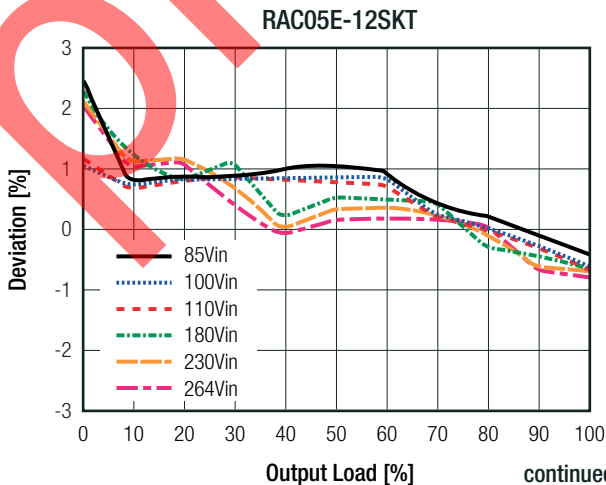
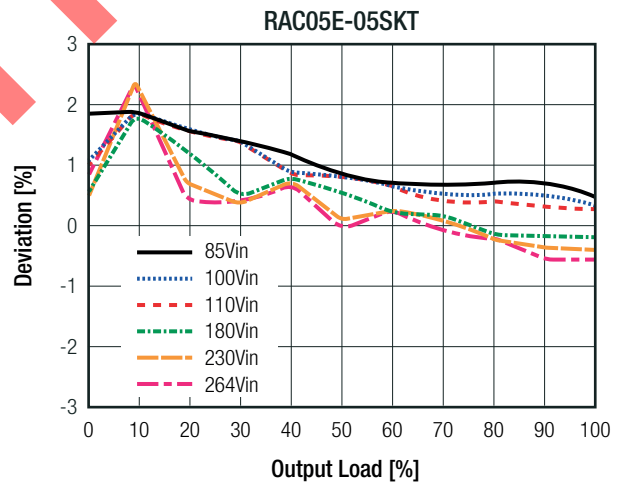
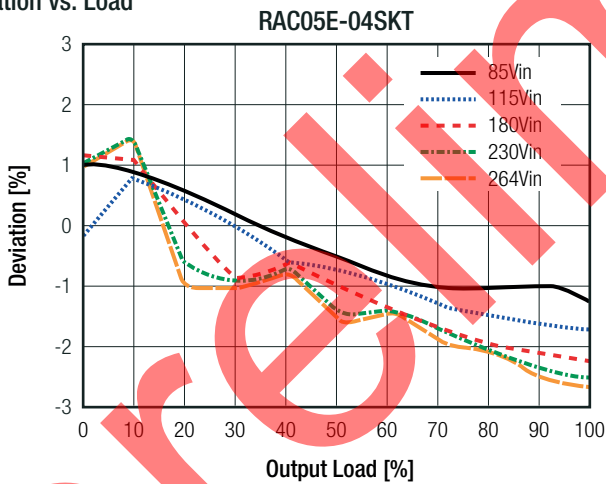


| Parameter | Condition | Value |
|--------------------------------|-----------|------------|
| Output Accuracy | | ±3.0% typ. |
| Line Regulation | | ±2.0% typ. |
| Load Regulation ⁽⁵⁾ | | 2.0% typ. |

Notes:

Note5: Operation below 10% load will not harm the converter, but specifications may not be met

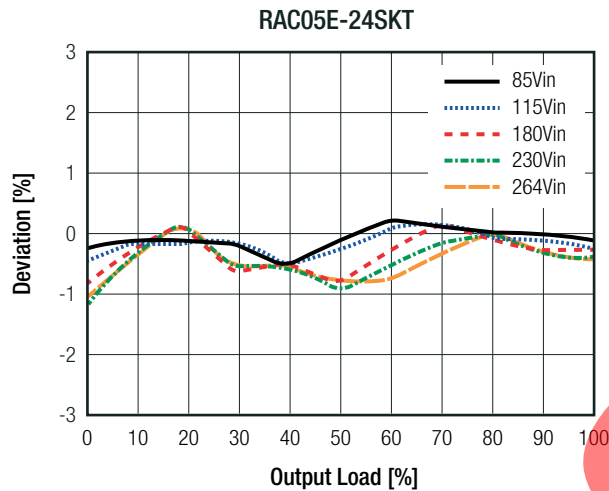
Deviation vs. Load



continued on next page

Specifications (measured @ Ta= 25°C, nom. Vin= 230VAC, full load and after warm-up unless otherwise stated)

Deviation vs. Load



PROTECTIONS

| Parameter | Type | | | Value |
|--------------------------------------|-------------|----------|--|------------------------------|
| Input Fuse | internal | | | fusible resistor 5.1Ω |
| Short Circuit Protection (SCP) | below 100mΩ | | | Hiccup mode, auto recovery |
| Over Voltage Category (OVC) | | | | OVCII |
| Over Current Protection (OCP) | | | | 120% - 180%, hiccup mode |
| Isolation Voltage (safety certified) | I/P to O/P | 1 minute | according to 60335-1 according to 62368-1 according to 61558 | 3kVAC 2877Vrms 4.2kVAC |
| Insulation Grade | | | | reinforced |

ENVIRONMENTAL

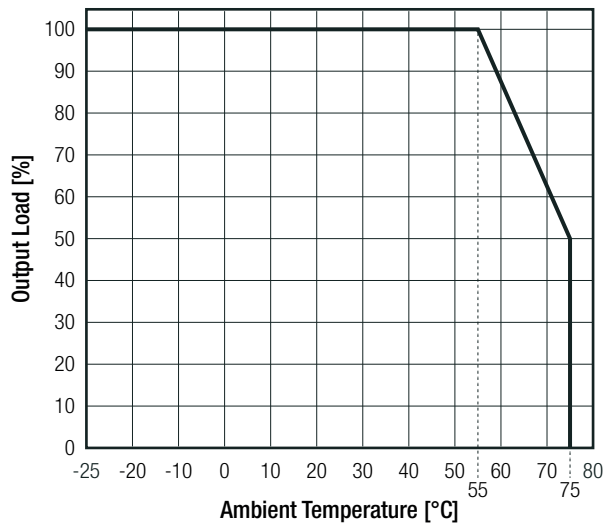
| Parameter | Condition | | Value |
|-----------------------------|-------------------------------------|----------------|---|
| Operating Temperature Range | full load refer to "Derating Graph" | | -25°C to +75°C |
| Maximum Case Temperature | | | +90°C |
| Temperature Coefficient | | | ±0.05%/K |
| Operating Altitude | | | 5000m |
| Operating Humidity | non-condensing | | 20% - 95% RH max. |
| Pollution Degree | | | PD2 |
| Vibration | | | 10-500Hz, 2G10min./1cycle, period 60min. each along x,y,z axes |
| MTBF | according to MIL-HDBK-217F, G.B. | +25°C +40°C | 2250 x 10 ³ hours 2140 x 10 ³ hours |
| Design Lifetime | 230VAC/60Hz and full load | +50°C | >40 x 10 ³ hours |

continued on next page

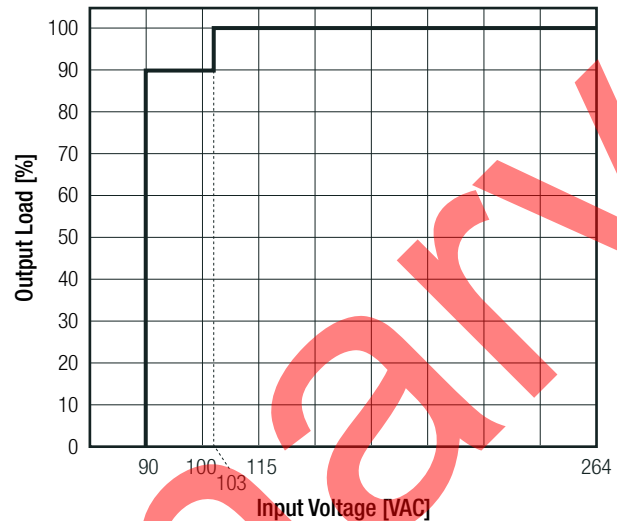
Specifications (measured @ Ta= 25°C, nom. Vin= 230VAC, full load and after warm-up unless otherwise stated)

Derating Graph

(@ Chamber and natural convection 0.1m/s)



Line Derating



SAFETY AND CERTIFICATIONS

| Certificate Type (Safety) | Report Number | Standard |
|--|--------------------|---|
| Audio/Video, information and communication technology equipment - Part 1: Safety requirements | E518942-A6003-UL | UL62368-1:2014 CAN/CSA-C22.2 No. 62368-1:2014 |
| Audio/Video, information and communication technology equipment - Safety requirements (CB Scheme) | E518942-A6003-CB-1 | IEC62368-1:2014 2nd Edition |
| Audio/Video, information and communication technology equipment - Safety requirements (LVD) | | EN62368-1:2014 + A11:2017 |
| Household and similar electrical appliances – Safety – Part 1: General requirements (CB Scheme) | LCS200820072AS | IEC60335-1:2010 5th Edition + C1:2016 |
| Household and similar electrical appliances – Safety – Part 1: General requirements (LVD) | | EN60335-1:2012 + A11:2014+A13:2017+A1:2019+A2:2019+A14:2019 |
| Measurement methods for electromagnetic fields of household appliances and similar apparatus with regard to human exposure | | EN62233:2008 |
| Safety of power transformers, power supplies, reactors and similar products for supply voltages up to 1100 V (CB Scheme) | NN20TGSJ-001 | IEC61558-1:2005 2nd Edition + A1:2009 |
| Safety of power transformers, power supplies, reactors & similar products for supply voltages up to 1100 V Part 2: Particular requirements (CB Scheme) | | IEC61558-2-16:2009 1st Edition + A1:2013 |
| Safety of power transformers, power supplies, reactors and similar products for supply voltages up to 1100 V | NN20UK56-001 | EN61558-1:2005 + A1:2009 |
| Safety of power transformers, power supplies, reactors & similar products for supply voltages up to 1100 V Part 2: Particular requirements | | EN61558-2-16:2009 + A1:2013 |
| RoHS2 | | RoHS 2011/65/EU + AM2015/863 |

EMC Compliance (Industrial)

| Condition | Standard / Criterion |
|---|---|
| Electromagnetic compatibility of multimedia equipment - Emission requirements | EN55032:2015, Class A/B |
| Electromagnetic compatibility of multimedia equipment – Immunity requirements | EN55035:2017 |
| ESD Electrostatic Discharge Immunity Test | Air: ± 2, 4, 8kV Contact: ±2, 4kV IEC61000-4-2:2008, Criteria B EN61000-4-2:2009, Criteria B |
| Radiated, Radio-Frequency, Electromagnetic Field Immunity Test | 3V/m: 80-1000MHz 1800MHz, 2600MHz 3500MHz, 5000MHz IEC/EN61000-4-3:2006+A2:2010, Criteria A |

continued on next page

Specifications (measured @ Ta= 25°C, nom. Vin= 230VAC, full load and after warm-up unless otherwise stated)


| EMC Compliance (Industrial) | Condition | | Standard / Criterion |
|--|---|----------------------|---|
| Fast Transient and Burst Immunity | AC Port: ±1kV | | IEC/EN61000-4-4:2012, Criteria B |
| Surge Immunity | AC Power Port: ±1kV | | IEC61000-4-5:2014, Criteria B EN61000-4-5:2014+A1:2017, Criteria B |
| Immunity to Conducted Disturbances, Induced by Radio-Frequency Fields | 3Vrms: 0.15-10MHz 3-1Vrms: 10-30MHz 1Vrms: 30-80MHz | | IEC61000-4-6:2013, Criteria A EN61000-4-6:2014+AC:2015, Criteria A |
| Power Magnetic Field Immunity | 1A/m | | IEC61000-4-8:2009, Criteria A EN61000-4-8:2010, Criteria A |
| Voltage Dips and Interruption | Voltage Dips: | 100% | IEC61000-4-11:2004, Criteria B EN61000-4-11:2004+A1:2017, Criteria B |
| | | 30% | IEC61000-4-11:2004, Criteria C EN61000-4-11:2004+A1:2017, Criteria C |
| | Interruptions: | 100% | IEC61000-4-11:2004, Criteria C EN61000-4-11:2004+A1:2017, Criteria C |
| EMC Compliance (Low Voltage PSU) | Condition | | Standard / Criterion |
| Low voltage power supplies, d.c. output Part 3: Electromagnetic compatibility (EMC) | | | EN IEC 61204-3:2018, Class A/B |
| ESD Electrostatic Discharge Immunity Test | Air: ± 2, 4, 8kV Contact: ±2, 4kV | | IEC61000-4-2:2008, Criteria B EN61000-4-2:2009, Criteria B |
| Radiated, Radio-Frequency, Electromagnetic Field Immunity Test | 10V/m: 80-1000MHz 3V/m: 1400-2000MHz 1V/m: 2000-2700MHz | | IEC/EN61000-4-3:2006+A2:2010, Criteria A |
| Fast Transient and Burst Immunity | AC Port: ±2kV | | IEC/EN61000-4-4:2012, Criteria B |
| Surge Immunity | AC Power Port: ±1kV | | IEC61000-4-5:2014, Criteria B EN61000-4-5:2014+A1:2017, Criteria B |
| Immunity to Conducted Disturbances, Induced by Radio-Frequency Fields | 10Vrms: 0.15-80MHz | | IEC61000-4-6:2013, Criteria A EN61000-4-6:2014+AC:2015, Criteria A |
| Power Magnetic Field Immunity | 30A/m | | IEC61000-4-8:2009, Criteria A EN61000-4-8:2010, Criteria A |
| Voltage Dips and Interruption | Voltage Dips: | 100% (0.5P; 1.0P) | IEC61000-4-11:2004, Criteria B EN61000-4-11:2004+A1:2017, Criteria B |
| | | 20%, 30%, 60% | IEC61000-4-11:2004, Criteria C EN61000-4-11:2004+A1:2017, Criteria C |
| | Interruptions: | 100% | IEC61000-4-11:2004, Criteria C EN61000-4-11:2004+A1:2017, Criteria C |
| Limits of Voltage Fluctuations & Flicker | | | EN61000-3-3:2013+A1:2019 |
| Limitations on the amount of electromagnetic interference allowed from digital and electronic devices | | | FCC 47 CFR Part 15 Subpart B, Class B |
| Limitations on the amount of electromagnetic interference allowed from digital and electronic devices, industrial, scientific, and medical equipment | | | FCC 47 CFR Part 18 |

DIMENSION AND PHYSICAL CHARACTERISTICS

| Parameter | Type | Value |
|-------------------|----------------------------------|--|
| Material | case/baseplate potting PCB | black plastic, (UL94 V-0) PU, (UL94 V-0) FR4, (UL94 V-0) |
| Dimension (LxWxH) | | 27.1 x 32.1 x 21.8.0mm |
| Weight | | 26.4g typ. |

continued on next page

Specifications (measured @ Ta= 25°C, nom. Vin= 230VAC, full load and after warm-up unless otherwise stated)



| PACKAGING INFORMATION | | |
|-----------------------------|------|-----------------------|
| Parameter | Type | Value |
| Packaging Dimension (LxWxH) | tube | 466.0 x 29.3 x 30.4mm |
| Packaging Quantity | | 12pcs |

The product information and specifications may be subject to changes even without prior written notice. The product has been designed for various applications; its suitability lies in the responsibility of each customer. The products are not authorized for use in safety-critical applications without RECOM's explicit written consent. A safety-critical application is an application where a failure may reasonably be expected to endanger or cause loss of life, inflict bodily harm or damage property. The applicant shall indemnify and hold harmless RECOM, its affiliated companies and its representatives against any damage claims in connection with the unauthorized use of RECOM products in such safety-critical applications.