

**Data sheet | Item number: 2002-406**

TOPJOB®S jumper; for 2002 series; insulated; 6-way; light-gray

[www.wago.com/2002-406](http://www.wago.com/2002-406)



**Data**

**Electrical data**

**IEC Approvals**

Rated voltage (III / 3)	800 V
Rated current	25 A

**Ex information**

Rated current (Ex e II)	20 A
-------------------------	------

**Connection data**

Jumper assignment	6-way
-------------------	-------

**Physical data**

Width	29.5 mm / 1.161 inch
-------	----------------------

Subject to changes. Please also observe the further product documentation!

WAGO Corporation  
Germantown, WI 53022  
Phone: 1-800-DIN-RAIL (346-7245) | Fax: (262) 255-6222  
Email: [info.us@wago.com](mailto:info.us@wago.com) | Web: [www.wago.us](http://www.wago.us)

Do you have any questions about our products?  
We are always happy to take your call at (262) 255-6222 or 1 800-DIN-RAIL.



Height	4.1 mm / 0.161 inch
Depth	19 mm / 0.748 inch
Jumper assignment	6-way

**Material data**

Color	light gray
Fire load	0.021 MJ
Weight	2.9 g

**Commercial data**

Product Group	22 (TOPJOB S)
Packaging type	bag
Country of origin	DE
GTIN	4055143687423
Customs tariff number	8536698000

**Downloads****Documentation****Bid Text**

2002-406 X81 - Datei	19 Feb 2019	xml 2.6 kB	Download
2002-406 doc - Datei	27 Apr 2017	doc 24.1 kB	Download

**Additional Information**

Technical explanations	3 Apr 2019	pdf 2.2 MB	Download
------------------------	------------	---------------	----------

**CAD files****CAD data**

2D/3D Models 2002-406	URL	Download
-----------------------	-----	----------

**CAE data**

EPLAN Data Portal 2002-406	URL	Download
----------------------------	-----	----------

Subject to changes. Please also observe the further product documentation!

WAGO Corporation  
Germantown, WI 53022  
Phone: 1-800-DIN-RAIL (346-7245) | Fax: (262) 255-6222  
Email: [info.us@wago.com](mailto:info.us@wago.com) | Web: [www.wago.us](http://www.wago.us)

Do you have any questions about our products?  
We are always happy to take your call at (262) 255-6222 or 1 800-DIN-RAIL.

WSCAD Universe 2002-406

[URL](#)

[Download](#)

ZUKEN Portal 2002-406

[URL](#)

[Download](#)

## Environmental Product Compliance

### Compliance Search

Environmental Product Compliance 2002-406



[URL](#)

[Download](#)

Jumper; 6-way; insulated; light gray

## Installation Notes

### Commoning



The push-in type jumper bar system is based on the common plug and socket principle. Each terminal block is spring-loaded with a double socket and a resilient CrNi steel spring. The jumper contact material is pure electrolytic copper, which allows for an extremely small design capable of carrying the full-rated current of the terminal block. Ground terminal blocks can also be commoned using the same jumper system. Custom jumpers are created by breaking and removing jumper contacts (2000, 2001, 2002, 2004 Series).


### Removing a push-in type jumper bar:

Insert the operating tool between the jumper and partition wall of the dual jumper slots, then lift up the jumper.

Place the operating tool in the center of jumpers for up to five contacts (see above), or alternately on both sides for jumpers with more than five contacts.

### Commoning

Subject to changes. Please also observe the further product documentation!



Push-in type jumper bars

Custom push-in type jumper bars are created by breaking off jumper contacts.

500 V


300 V




Push-in type jumper bars

Marking with a felt-tip pen.

### Commoning




Stepping down via push-in type jumper bar.



Stepping down via push-in type jumper bar:

Commoning via closed terminal side with end plate allows jumpering over two cross-section sizes, e.g., from 16 mm<sup>2</sup> (6 AWG) to 6 mm<sup>2</sup> (10 AWG) or from 6 mm<sup>2</sup> (10 AWG) to 2.5 mm<sup>2</sup> (14 AWG) (see illustration above).




Stepping down via push-in type jumper bar:

Commoning via open terminal side with end plate allows jumpering over two cross-section sizes for 16 mm<sup>2</sup> (6 AWG) and 10 mm<sup>2</sup> (8 AWG) and one cross-section size for 6/4/2.5 mm<sup>2</sup> (10/12/14 AWG). An example: from 16 mm<sup>2</sup> (6 AWG) to 6 mm<sup>2</sup> (10 AWG) (see illustration above) or from 10 mm<sup>2</sup> (8 AWG) to 4 mm<sup>2</sup> (12 AWG).

Subject to changes. Please also observe the further product documentation!

WAGO Corporation  
Germantown, WI 53022  
Phone: 1-800-DIN-RAIL (346-7245) | Fax: (262) 255-6222  
Email: [info.us@wago.com](mailto:info.us@wago.com) | Web: [www.wago.us](http://www.wago.us)

Do you have any questions about our products?  
We are always happy to take your call at (262) 255-6222 or 1 800-DIN-RAIL.



**Note:**

The total current of the outgoing circuits must not exceed the nominal current of the step-down jumper/push-in type jumper bar.

**Product family**

**TOPJOB® S**

TOPJOB® S: In various industrial applications and modern building installations, WAGO's wide and versatile range of rail-mount terminal blocks provides more than just reliable electrical connections.

[Show all products from the family](#)

Subject to changes. Please also observe the further product documentation!