

- Highest power density 100 W open frame power supply in 2" x 3" package
- I/O reinforced isolation 3000 VAC
- Ready to meet ErP directive, < 0.3 W no load power consumption
- Highest efficiency 91% - 92% across 10% - 100% load range
- Active power factor correction > 95
- Protection class II prepared
- Operating up to 5000 m altitude
- Adjustable output voltage
- 3-year product warranty



UL 62368-1 IEC 62368-1

The TPI 100A Series of 100 Watt AC/DC power supplies features a 3000 VAC I/O reinforced isolation. Excellent efficiency of up to 92% allows a high power density for the standard 2.0" x 3.0" packaging format. The full load operating temperature range is -40°C to +50°C while it goes up to 80°C with load derating. The power supplies are designed to meet the ErP directive (< 0.3 W no load power consumption). They come with an active power factor correction and the EMC characteristic is dedicated for applications in industrial and domestic fields. High reliability is provided by use of industrial quality grade components and an excellent thermal management. It makes the products an ideal solution for any demanding industrial devices and space critical applications.

Models				
Order Code	Output Power max.	Output Voltage nom. (adjustable)	Output Current max.	Efficiency typ.
TPI 100-112A-J	100 W	12 VDC (10.8 - 13.2 VDC)	8'340 mA	91 %
TPI 100-115A-J		15 VDC (13.5 - 16.5 VDC)	6'670 mA	92 %
TPI 100-124A-J		24 VDC (21.6 - 26.4 VDC)	4'170 mA	92 %
TPI 100-128A-J		28 VDC (25.2 - 30.8 VDC)	3'580 mA	92 %
TPI 100-136A-J		36 VDC (32.4 - 39.6 VDC)	2'780 mA	91 %
TPI 100-148A-J		48 VDC (43.2 - 52.8 VDC)	2'090 mA	91 %

Input Specifications

Input Voltage	- AC Range	Operational Range: 85 - 264 VAC (Full Range) Rated Range: 100 - 240 VAC (Full Range)
	- DC Range	Operational Range: 120 - 370 VDC (Designed for, no certification) Polarity: +DC: L / -DC: N
Input Frequency		Operational Range: 47 - 440 Hz Certified: 50/60 Hz
Power Consumption	- No load & Vin = 230 VAC - No load & Vin = 115 VAC	300 mW max. (Ready to meet ErP directive) 300 mW max.
Input Current	- Full load & Vin = 230 VAC - Full load & Vin = 115 VAC	550 mA max. 1'150 mA max.
Input Inrush Current	- At 230 VAC - At 115 VAC	100 A max. 55 A max.
Power Factor	- At 230 VAC - At 115 VAC	0.95 min. 0.95 min.
Input Protection		T 3.15 A / 250 VAC (Internal Fuse in L & N)
Recommended Input Fuse		(The need of an external fuse has to be assessed in the final application.)

Output Specifications

Output Voltage Adjustment		±10% (By trim potentiometer) Output power must not exceed rated power!
Voltage Set Accuracy		±1% max.
Regulation	- Input Variation (Vmin - Vmax) - Load Variation (0 - 100%)	0.2% max. 0.5% max.
Ripple and Noise (20 MHz Bandwidth)		12 VDC model: 120 mVp-p typ. (w/ 10 µF X7R) 15 VDC model: 150 mVp-p typ. (w/ 10 µF X7R) 24 VDC model: 160 mVp-p typ. (w/ 1 µF X7R) 28 VDC model: 180 mVp-p typ. (w/ 1 µF X7R) 36 VDC model: 190 mVp-p typ. (w/ 1 µF X7R) 48 VDC model: 340 mVp-p typ. (w/ 0.1 µF X7R)
Capacitive Load		12 VDC model: 6'950 µF max. 15 VDC model: 4'450 µF max. 24 VDC model: 1'750 µF max. 28 VDC model: 1'280 µF max. 36 VDC model: 770 µF max. 48 VDC model: 430 µF max.
Minimum Load		Not required
Temperature Coefficient		±0.02 %/K max.
Hold-up Time	- At 230 VAC - At 115 VAC	22 ms min. 22 ms min.
Start-up Time	- At 230 VAC - At 115 VAC	1'000 ms max. 1'000 ms max.
Short Circuit Protection		Continuous, Automatic recovery
Output Current Limitation		115 - 150% of Iout max.
Overvoltage Protection		115 - 135% of Vout nom.
Transient Response	- Response Deviation - Response Time	3% max. (50% to 75% Load Step) 500 µs typ. (50% to 75% Load Step)

All specifications valid at 230 VAC, resistive full load and +25°C after warm-up time, unless otherwise stated.

Safety Specifications

Standards	- IT / Multimedia Equipment	EN 60950-1 EN 62368-1 IEC 60950-1 IEC 62368-1 UL 60950-1 UL 62368-1
	- Certification Documents	www.tracopower.com/tpi100a-safety-cert
Protection Class		Class I & II (Prepared): Reinforced Insulation
	See application note:	www.tracopower.com/info/protection-class.pdf
Energy Source	- Output, acc. to 62368-1	ES1
Power Source	- Output, acc. to 62368-1	PS3
Pollution Degree		PD 2
Over Voltage Category		OVC II

EMC Specifications

EMI (Emissions)	- Conducted Emissions	EN 61000-6-4 (Generic Industrial) EN 55011 class A (internal filter) EN 55011 class B (internal filter) EN 55032 class A (internal filter) EN 55032 class B (internal filter) FCC 47 Part 15 class A (internal filter) FCC 47 Part 15 class B (internal filter)
	- Radiated Emissions	EN 55011 class A (internal filter) EN 55032 class A (internal filter) FCC 47 Part 15 class A (internal filter)
	- Harmonic Current Emissions	EN 61000-3-2, class A EN 61000-3-2, class D
	- Voltage Fluctuations & Flicker	EN 61000-3-3
EMS (Immunity)		EN 55024 (IT Equipment) EN 55035 (Multimedia)
	- Electrostatic Discharge	Air: EN 61000-4-2, ±8 kV, perf. criteria A Contact: EN 61000-4-2, ±6 kV, perf. criteria A
	- RF Electromagnetic Field	EN 61000-4-3, 20 V/m, perf. criteria A
	- EFT (Burst) / Surge	EN 61000-4-4, ±2 kV, perf. criteria A
		L to L: EN 61000-4-5, ±1 kV, perf. criteria A
	- Conducted RF Disturbances	EN 61000-4-6, 20 Vrms, perf. criteria A
	- PF Magnetic Field	Continuous: EN 61000-4-8, 10 A/m, perf. criteria A
	- Voltage Dips & Interruptions	230 VAC / 50 Hz: EN 61000-4-11 30%, 25 periods, perf. criteria A >95%, 0.5 periods, perf. criteria A >95%, 250 periods, perf. criteria B
		115 VAC / 60 Hz: EN 61000-4-11 30%, 25 periods, perf. criteria A >95%, 0.5 periods, perf. criteria A >95%, 250 periods, perf. criteria B
EMC / Environmental	- Certification Documents	www.tracopower.com/tpi100a-emc-cert

General Specifications

Relative Humidity		95% max. (non condensing)
Temperature Ranges	- Operating Temperature - Storage Temperature	-40°C to +80°C -40°C to +85°C (-40°C startup: 80% load max. at Vin >100 VAC -40°C startup: 100% load max. at Vin >200 VAC)
Power Derating	- High Temperature - Low Input Voltage	Depending on model 1.33 %/V below 100 VAC
	See application note:	www.tracopower.com/tpi100a-cc

All specifications valid at 230 VAC, resistive full load and +25°C after warm-up time, unless otherwise stated.

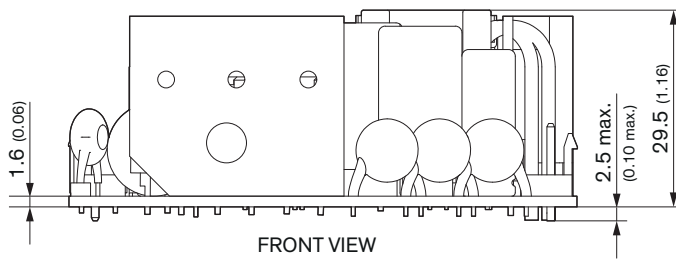
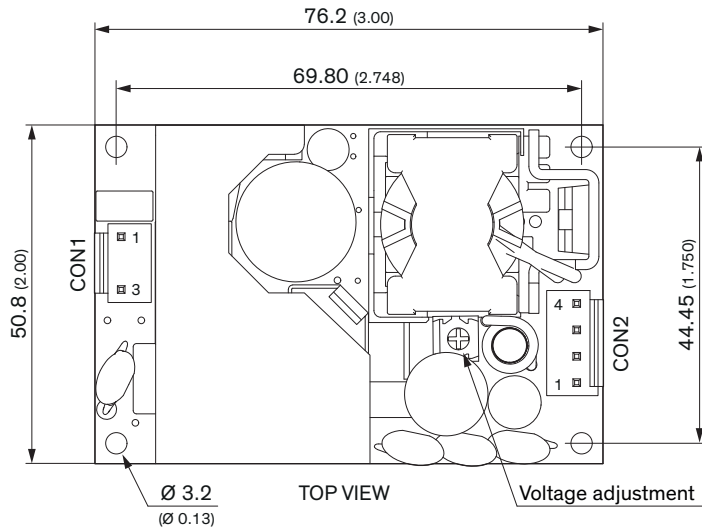
Cooling System	Natural convection (20 LFM)
Altitude During Operation	5'000 m max.
Regulator Topology	Flyback Converter
Switching Frequency	45 - 75 kHz (PWM QR)
Insulation System	Reinforced Insulation
Working Voltage (rated)	344 VAC
Isolation Test Voltage	- Input to Output, 60 s - Input to Case or PE, 60 s - Output to Case or PE, 60 s
	3'000 VAC 1'500 VAC 1'500 VAC
Isolation Resistance	- Input to Output, 500 VDC
Leakage Current	- Touch Current
(at 264 VAC)	300 µA max.
Reliability	- Calculated MTBF
Environment	- Vibration - Mechanical Shock
	790'000 h (MIL-HDBK-217F, ground benign) IEC 60068-2-6 1 g, 3 axis, sine sweep, 10-55 Hz, 1 oct/min IEC 60068-2-27 10 g, 3 axis, half sine, 11 ms 20 g, 3 axis, 3 shocks
Housing Type	Open Frame
Mounting Type	Chassis Mount
Connection Type	Pin Connector
Weight	156 g
Environmental Compliance	- REACH Declaration - RoHS Declaration - SCIP Reference Number
	www.tracopower.com/info/reach-declaration.pdf REACH SVHC list compliant REACH Annex XVII compliant www.tracopower.com/info/rohs-declaration.pdf Exemptions: 7(a), 7(c)-I (RoHS exemptions refer to the component concentration only, not to the overall concentration in the product (O5A rule.)) f11746f8-c399-40bd-b2b3-fcd7fddaaf3d

Additional Information

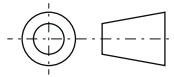
Supporting Documents	www.tracopower.com/overview/tpi100a
Frequently Asked Questions	www.tracopower.com/glossary-faq
Glossary	www.tracopower.com/info/glossary.pdf

All specifications valid at 230 VAC, resistive full load and +25°C after warm-up time, unless otherwise stated.

Outline Dimensions



Dimension in mm (inch)
 Tolerances: x.x ± 0.50 (± 0.02)
 x.xx ± 0.25 (± 0.01)



Mounting screw locked torque: max. 5.0 kgfcm / 0.49 Nm

Pin connectors

Input (CON1)		Output (CON2)	
Pin	Function	Pin*	Function
1	Line	1,2	-Vout
3	Neutral	3,4	+Vout

*Terminal rated for 10 A max.
 (at higher current connection has to be split)

CON1: JST series
 mates with JST crimp terminal: SVH-21T-P1.1
 and terminal housing: VHR-3N

CON2: JST series
 mates with JST crimp terminal: SVH-21T-P1.1
 and terminal housing: VHR-4N