

1SNK508412R0000 ✓ ACTIVE

ENTRELEC | ENTRELEC SNK


TE Internal #: 1SNK508412R0000

Fuse, Screw Clamp Terminal Block, Gray & Dark Gray, Product Spacing 8 mm [.315 in], 2 Position, Screw Terminal, ENTRELEC SNK, Modular Terminal Blocks

[View on TE.com >](#)



Connectors > Terminal Blocks & Strips > Modular Terminal Blocks



Block Function: **Fuse**

Modular Terminal Block Product Type: **Screw Clamp Terminal Block**

Primary Product Color: **Gray & Dark Gray**

Product Spacing: **8 mm [.315 in]**

Number of Positions: **2**

## Features

### Product Type Features

Modular Terminal Block Product Type	Screw Clamp Terminal Block
-------------------------------------	----------------------------

### Configuration Features

Gauge Type	A3-B3
Number of Levels	1
Number of Circuits	1
Block Function	Fuse
Number of Positions	2

### Electrical Characteristics

Impulse Withstanding Voltage Rating (IEC)	8000 V
Current Rating (CSA)	6.3 A
Voltage Rating (IEC)	630 V
Operating Voltage Rating (UL & CSA) (Max) - Main Circuit	300 V
Voltage Rating (CSA)	300 V
Dielectric Withstanding Voltage (Max)	2200 V
Current Rating (UL)	10 A
Current Rating (IEC)	6.3 A
Operating Voltage	300 VAC

### Body Features

Product Weight	13.3 g[.524 oz]
Primary Product Color	Gray & Dark Gray

### Termination Features

Termination Method to Wire & Cable	Screw Terminal
------------------------------------	----------------

### Mechanical Attachment

DIN Rail Mounting Type	TH35-15, TH35-7.5
Connector Mounting Type	DIN Rail

### Housing Features

Housing Material	Polyamide
------------------	-----------

### Dimensions

Main Circuit Capacity - Twin Ferrule per Screw Clamp	24 – 14 AWG
Main Circuit Capacity - 1 Flexible Conductor per Screw Clamp	24 – 10 AWG
Main Circuit Capacity - 1 Non-Insulated Ferrule per Screw Clamp	.22 – 4 mm <sup>2</sup>
Main Circuit Capacity - 1 Insulated Ferrule per Screw Clamp	24 – 12 AWG
Main Circuit Capacity - 2 Flexible Conductors per Screw Clamp	.2 – 2.5 mm <sup>2</sup>
Main Circuit Capacity - 1 Rigid Stranded Conductor per Screw Clamp	24 – 10 AWG
Wire Stripping Length	11 mm[.433 in]
Main Circuit Capacity - 2 Rigid Stranded Conductors per Screw Clamp	.2 – 2.5 mm <sup>2</sup>
Tool Size	3.5 mm[.138 in]
Product Depth	45.6 mm[1.795 in]
Product Length	45.6 mm[1.8 in]
Product Height	59.7 mm[2.35 in]
Product Spacing	8 mm[.315 in]
Wire Size	4 mm <sup>2</sup>

### Usage Conditions

Installation Temperature Range	-5 – 40 °C[23 – 104 °F]
Operating Temperature Range	-55 – 110 °C[-67 – 230 °F]

### Operation/Application

Circuit Application	Power & Signal
---------------------	----------------

### Industry Standards



IP Rating	IP20
UL Flammability Rating	UL 94V-0

### Product Compliance





[For compliance documentation, visit the product page on TE.com>](#)

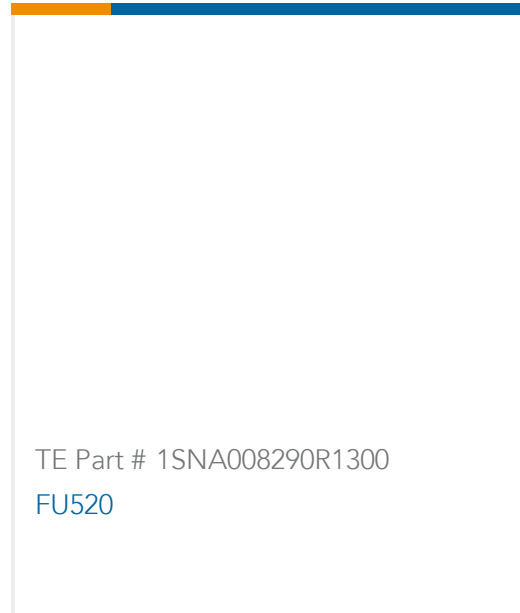
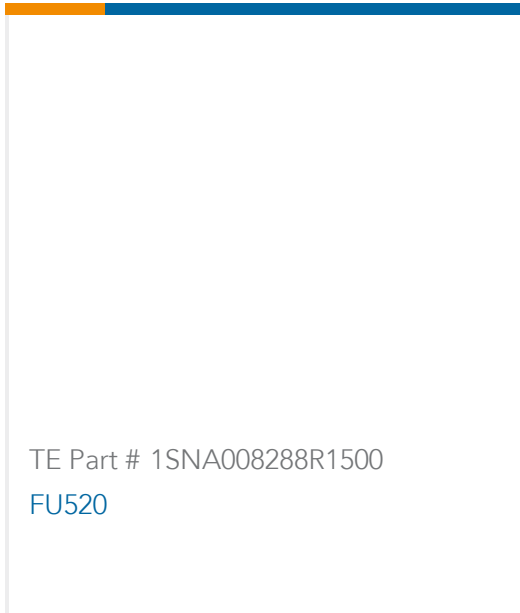
EU RoHS Directive 2011/65/EU	Compliant
EU ELV Directive 2000/53/EC	Compliant
China RoHS 2 Directive MIIT Order No 32, 2016	No Restricted Materials Above Threshold
EU REACH Regulation (EC) No. 1907/2006	Current ECHA Candidate List: JUNE 2024 (241) Candidate List Declared Against: JAN 2024 (240) Does not contain REACH SVHC
Halogen Content	Low Halogen - Br, Cl, F, I < 900 ppm per homogenous material. Also BFR/CFR/PVC Free
Solder Process Capability	Not reviewed for solder process capability

#### Product Compliance Disclaimer


This information is provided based on reasonable inquiry of our suppliers and represents our current actual knowledge based on the information they provided. This information is subject to change. The part numbers that TE has identified as EU RoHS compliant have a maximum concentration of 0.1% by weight in homogenous materials for lead, hexavalent chromium, mercury, PBB, PBDE, DBP, BBP, DEHP, DIBP, and 0.01% for cadmium, or qualify for an exemption to these limits as defined in the Annexes of Directive 2011/65/EU (RoHS2). Finished electrical and electronic equipment products will be CE marked as required by Directive 2011/65/EU. Components may not be CE marked. Additionally, the part numbers that TE has identified as EU ELV compliant have a maximum concentration of 0.1% by weight in homogenous materials for lead, hexavalent chromium, and mercury, and 0.01% for cadmium, or qualify for an exemption to these limits as defined in the Annexes of Directive 2000/53/EC (ELV). Regarding the REACH Regulation, the information TE provides on SVHC in articles for this part number is based on the latest European Chemicals Agency (ECHA) 'Guidance on requirements for substances in articles' posted at this URL: <https://echa.europa.eu/guidance-documents/guidance-on-reach>

### Compatible Parts

 <p>TE Part # 1SNK160000R0000 MC812</p>	 <p>TE Part # 1SNK508960R0000 ES4-SF</p>	 <p>TE Part # 1SNK900002R0000 BAZ1</p>	 <p>TE Part # 1SNK900624R0000 KCO</p>
--	---	---	--



Also in the Series | **ENTRELEC SNK**



Customers Also Bought



## Documents

### CAD Files

3D PDF

3D

Customer View Model

[ENG\\_CVM\\_CVM\\_1SNK508412R0000\\_A.2d\\_dxf.zip](#)

English

Customer View Model

[ENG\\_CVM\\_CVM\\_1SNK508412R0000\\_A.3d\\_igs.zip](#)

English

Customer View Model

[ENG\\_CVM\\_CVM\\_1SNK508412R0000\\_A.3d\\_stp.zip](#)

English

By downloading the CAD file I accept and agree to the [Terms and Conditions](#) of use.

### Datasheets & Catalog Pages

[ZS4-SF1-R1](#)

English

[SNK SERIES TERMINAL BLOCKS](#)

English

1SNK508412R0000

Fuse, Screw Clamp Terminal Block, Gray & Dark Gray, Product Spacing 8 mm [.315 in], 2 Position, Screw Terminal, ENTRELEC SNK, Modular Terminal Blocks



## ENTRELEC Terminal Blocks Catalogue (RUS)