

Data sheet | Item number: 855-951/250-000

Current and voltage tap up to 95 mm²; Primary rated current: 250 A;
Secondary rated current: 1 A; Rated power: 0.2 VA; Accuracy class: 0.5;
fused



www.wago.com/855-951/250-000



Item description

Short description:

WAGO's Current and Voltage Tap for 95 mm² (4/0 AWG) high-current through terminal blocks provides the ideal basis for successful energy management,

because current and voltage are required wherever electrical power is measured. A combination of current transformer and voltage tap, the current and voltage tap can be quickly and easily mounted into the jumper slot of WAGO's 95 mm² (4/0 AWG) high-current through terminal block.

An integrated fuse reliably protects downstream energy meters. An integrated current transformer (conversion ratio: 250 A/1 A) allows precise current measurement per EN 61869-2 (accuracy class: 0.5).

The current output connectors are marked with S1 (black) and S2 (red). Both termination and removal of fine-stranded conductors is performed via push-buttons. The 5-pole configuration (2 x S1 and 3 x S2) provides the following advantages:

- Current transformer (S1 and S2) can be short circuited via jumper (2000-402)
- Direct 'Y' point jumper on current transformer

The voltage is connected using a redundant terminal block.

Additionally, the current and voltage tap can be marked either using continuous marking strips or via WMB Multi Marking System.

Features:

- Power data can be directly tapped into the power supply
- Easy installation – simply insert the tap into the jumper slot of the 95 mm² (4/0 AWG) high-current through terminal block

—
Subject to changes. Please also observe the further product documentation!

WAGO Kontakttechnik GmbH & Co. KG
Hansastr. 27
32423 Minden
Phone: +49571 887-0 | Fax: +49571 887-169
Email: info.de@wago.com | Web: www.wago.com

Do you have any questions about our products?
We are always happy to take your call at +49 (571) 887-44222.



- Integrated 250 A/1 A current transformer
- Accuracy class: 0.5
- Fuse-protected voltage path

Note:

- Suitable for 2-conductor through terminal blocks for DIN-rail mounting (285-195; 285-194)
- Suitable for 2-conductor through terminal blocks with mounting flanges (285-181; 285-184)
- Spare fuse: WAGO 855-8020

Data**Technical data****Input – current transformer**

Primary rated current	250 A
Rated continuous thermal current I_{cth}	250 A
Rated short-time thermal current I_{th}	15 kA / 1 s
Rated surge current I_{dyn}	37.5 kA
Rated frequency	50 ... 60 Hz

Output – current transformer

Secondary rated current	1 A
Rated power S_r	0.2 VA

Output – voltage tap

Rated voltage	AC 400 V
Fuse (voltage path)	2 A; 450 V; F; 70 kA; 5 x 25 mm (WAGO 855-8020)

Measurement error

Accuracy class	0.5
----------------	-----

Safety and protection

Highest voltage for equipment U_m	AC 720 V _{rms}
Overvoltage category	III
Pollution degree	2

Subject to changes. Please also observe the further product documentation!

Protection type	IP20
-----------------	------

Test voltage

Test voltage	AC 3 kV; 50 Hz; 1 min
--------------	-----------------------

Connection data

Connection type (1)	Current output
Connection technology	Push-in CAGE CLAMP®
WAGO Connector	WAGO 250 Series
Solid conductor	0.2 ... 1.5 mm ² / 24 ... 16 AWG
Fine-stranded conductor	0.2 ... 1.5 mm ² / 24 ... 16 AWG
Strip length	8.5 ... 9.5 mm / 0.33 ... 0.37 inch
Connection type 2	Voltage output
Connection technology 2	Push-in CAGE CLAMP®
WAGO Connector 2	WAGO 250 Series
Solid conductor 2	0.2 ... 6 mm ² / 24 ... 10 AWG
Fine-stranded conductor 2	0.2 ... 6 mm ² / 24 ... 10 AWG
Strip length 2	10 ... 12 mm / 0.39 ... 0.47 inch
Feedthrough for measurement conductor	Ø ≤ 16 mm

Physical data

Width	25 mm / 0.984 inch
Height	73 mm / 2.874 inch
Depth	58 mm / 2.283 inch

Mechanical data

Mounting type	via 2-conductor high-current through terminal block's jumper slot
---------------	---

Material data

Flammability class per UL94	V2
Housing material	PA 66
Weight	98 g

Environmental requirements

Pollution degree	2
------------------	---

Subject to changes. Please also observe the further product documentation!

Surrounding air temperature (operation)	-25 ... 70 °C
Surrounding air temperature (storage)	-25 ... 70 °C
Relative humidity	5 ... 85 % (without condensation)
Operating altitude (max.)	2000 m
Vibration resistance	10g (industry; 5 ... 2000 Hz; per IEC 60068-2-6); 4g (ship; 5 ... 150 Hz; per IEC 60068-2-6)

Standards and specifications









Conformity marking	CE
Standards/Specifications	EN 61869-2 EN 60947-7-3

Commercial data

PU (SPU)	1 Each
Packaging type	box
Country of origin	NL
GTIN	4055143556354
Customs tariff number	85043180888

Optional accessories

Marking accessories

	Item no.: 2009-110 Marking strips; for Smart Printer; on reel; not stretchable; plain; snap-on type; white	www.wago.com/2009-110
	Item no.: 2009-115 WMB-Inline; for Smart Printer; 1500 pieces on roll; stretchable 5 - 5.2 mm; plain; snap-on type; white	www.wago.com/2009-115
	Item no.: 210-831 Marking strips; on reel; 2.3 mm wide; plain; Self-adhesive; white	www.wago.com/210-831
	Item no.: 210-832 Marking strips; on reel; 3 mm wide; plain; Self-adhesive; white	www.wago.com/210-832
	Item no.: 793-501 WMB marking card; as card; not stretchable; plain; snap-on type; white	www.wago.com/793-501
	Item no.: 793-502 WMB marking card; as card; MARKED; 1 ... 10 (10x); not stretchable; Horizontal marking; snap-on type; white	www.wago.com/793-502
	Item no.: 793-503 WMB marking card; as card; MARKED; 11 ... 20 (10x); not stretchable; Horizontal marking; snap-on type; white	www.wago.com/793-503
	Item no.: 793-504 WMB marking card; as card; MARKED; 21 ... 30 (10x); not stretchable; Horizontal marking; snap-on type; white	www.wago.com/793-504

Subject to changes. Please also observe the further product documentation!

white

Item no.: 793-505

WMB marking card; as card; MARKED; 31 ... 40 (10x); not stretchable; Horizontal marking; snap-on type; www.wago.com/793-505
white

Item no.: 793-506

WMB marking card; as card; MARKED; 41 ... 50 (10x); not stretchable; Horizontal marking; snap-on type; www.wago.com/793-506
white

Item no.: 793-5501

WMB marking card; as card; for terminal block width 5 - 17.5 mm; stretchable 5 - 5.2 mm; plain; snap-on type; www.wago.com/793-5501
type; white

Item no.: 793-566



WMB marking card; as card; MARKED; 1 ... 50 (2x); not stretchable; Horizontal marking; snap-on type; www.wago.com/793-566
white

Terminal blocks

Item no.: 285-181



2-conductor through terminal block; 95 mm²; lateral marker slots; with fixing flanges; POWER CAGE CLAMP; 95,00 mm²; gray www.wago.com/285-181

Item no.: 285-184



2-conductor through terminal block; 95 mm²; lateral marker slots; with fixing flanges; POWER CAGE CLAMP; 95,00 mm²; blue www.wago.com/285-184

Item no.: 285-194



2-conductor through terminal block; 95 mm²; lateral marker slots; only for DIN 35 x 15 rail; POWER CAGE CLAMP; 95,00 mm²; blue www.wago.com/285-194

Item no.: 285-195



2-conductor through terminal block; 95 mm²; lateral marker slots; only for DIN 35 x 15 rail; POWER CAGE CLAMP; 95,00 mm²; gray www.wago.com/285-195

Tool

Item no.: 210-720



Operating tool; Blade: 3.5 x 0.5 mm; with a partially insulated shaft; multicoloured www.wago.com/210-720

General accessories

Item no.: 2007-8873



Compact terminal block; for current and voltage transformers; 6,00 mm²; multicoloured www.wago.com/2007-8873

Item no.: 2007-8874



Compact terminal block; for current and voltage transformers; 6,00 mm²; multicoloured www.wago.com/2007-8874

Item no.: 2007-8875



Compact terminal block; for current transformer circuit; 6,00 mm²; multicoloured www.wago.com/2007-8875

Item no.: 2007-8876



Compact terminal block; for 3-phase current transformer circuit; 6,00 mm²; multicoloured www.wago.com/2007-8876

Item no.: 2007-8877



Compact terminal block; for current transformer circuit; 6,00 mm²; multicoloured www.wago.com/2007-8877

Item no.: 2857-570/024-001



3-Phase Power Measurement Module; 3x400/690 V/1 A; Modbus RTU; Digital output; Configuration via software; Supply voltage: 24 VDC www.wago.com/2857-570/024-001

Subject to changes. Please also observe the further product documentation!

WAGO Kontakttechnik GmbH & Co. KG

Hansastr. 27

32423 Minden


Phone: +49571 887-0 | Fax: +49571 887-169

Email: info.de@wago.com | Web: www.wago.com

Do you have any questions about our products?

We are always happy to take your call at +49 (571) 887-44222.

	Item no.: 855-8020 Miniature fuse; 5 x 25 mm; with indicator	www.wago.com/855-8020
---	--	--

	Item no.: 857-550 Current signal conditioner; Current input signal; Current and voltage output signal; Digital output; Configuration via software; Supply voltage: 24 VDC; 6 mm module width; 2,50 mm ²	www.wago.com/857-550
--	--	--

Downloads

Documentation

Bid Text

855-951/250-000 docx - Datei	9 Aug 2018	docx 21.9 kB	Download
---------------------------------	------------	-----------------	----------

855-951/250-000 X81 - Datei	19 Feb 2019	xml 8.7 kB	Download
--------------------------------	-------------	---------------	----------

Instruction Leaflet

Current and voltage tap for the 2-conductor through terminal block of the 855 series		pdf 1.3 MB	Download
--	--	---------------	----------

Additional Information

Disposal; Electrical and electronic equipment, Packaging	V 1.0.0	pdf 265.8 kB	Download
--	---------	-----------------	----------

CAD/CAE-Data

CAE data

EPLAN Data Portal 855-951/250-000	URL	Download
-----------------------------------	-----	----------

ZUKEN Portal 855-951/250-000	URL	Download
------------------------------	-----	----------

EPLAN Data Portal 855-951/250-000	URL	Download
-----------------------------------	-----	----------

CAD data

2D/3D Models 855-951/250-000	URL	Download
------------------------------	-----	----------

Environmental Product Compliance

Compliance Search

Subject to changes. Please also observe the further product documentation!

Environmental Product Compliance 855-951/250-000


[URL](#)

[Download](#)


Current and voltage tap up to 95 mm²; Primary rated current: 250 A; Secondary rated current: 1 A; Rated power: 0.2 VA; Accuracy class: 0.5; fused

Installation Notes

Installation



Installation via jumper slot



Feedthrough for primary conductors

Conductor termination



Push-in CAGE CLAMP[®] connection technology

Safety

Subject to changes. Please also observe the further product documentation!



Integrated fuse

Subject to changes. Please also observe the further product documentation!