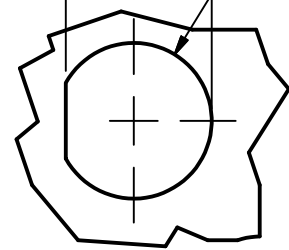
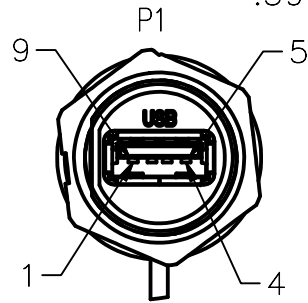


DATE	REV	ECN	APP'D BY
2/4/2021	A0		JE
4/23/2021	A1	11739	GL

.760±.008 [19.3±0.2]  
 Ø.811±.008 [Ø20.6±0.2]



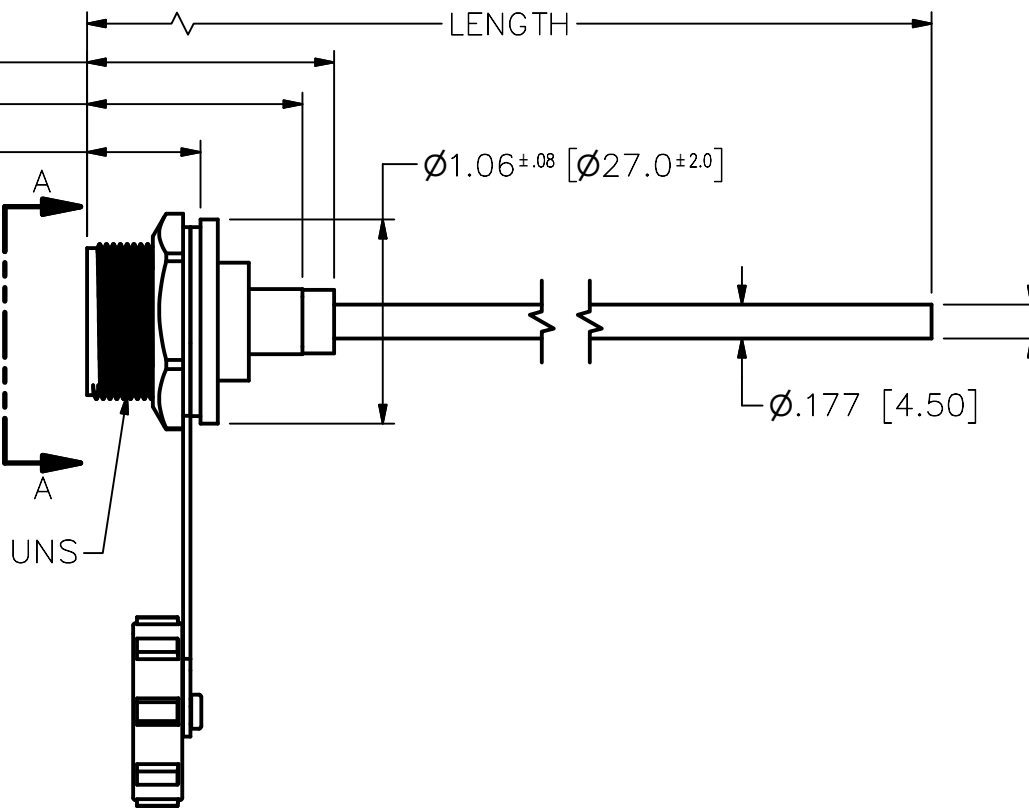
RECOMENDED PANEL  
OPENING



VIEW A-A  
SCALE 1 : 1

1.29±.04 [32.7±1.0]  
 1.122±.012 [28.5±0.3]  
 .591±.012 [15.0±0.3]

13/16-28 UNS



Ø.177 [Ø4.50]

Ø.177 [4.50]

WIRE DIAGRAM		
P1	WIRE COLOR	P2
1	RED	
2	WHITE	
3	GREEN	
4	BLACK	
5	BLUE	
6	YELLOW	
7	GND	
8	VIOLET	
9	ORANGE	
10	SHIELD BRAID	

NOTES:

1. PACKAGING:
  - a. EACH CABLE ASSEMBLY TO BE INDIVIDUALLY BAGGED
2. MATERIAL:
  - a. CABLE: USB 3.0 A/F UL2725 1P+(30AWG\*1P+D+AL)\*2+26AWG\*2C+AL+B, PVC COVER, COLOR BLACK.
  - b. USB 3.0 A/F
    - INSULATOR: PPT UL 94V-0, COLOR BLUE
    - METAL SHELL: COPPER ALLOY, NI PLATING
    - CONTACTS: COPPER ALLOY Au FLASH ON CONTACT AREA OVER NI
  - c. OVERMOLD : PVC UL 94V-0 COLOR BLACK
  - d. HOUSING: PA66 UL94V-0 COLOR BLACK
  - e. GASKET: SILICONE, COLOR BLACK
  - f. SCREW NUT: PA66 UL94V-0 COLOR BLACK
  - g. DUST CAP: PA66 UL94V-0 COLOR BLACK
  - h. DUST CAP GASKET: SILICONE
3. SPECIFICATIONS:
  - a. WIRE SPEIFICATION 26/30 AWG
  - b. NUMBER OF CONTACTS: 9
  - c. TEMPERATURE RANGE -40~C~ 80~C
  - d. FLAMMABILIIY RATING: UL94-V0
  - e. PROTECTION LEVEL: IP67
  - f. WITHSTANDING VOLTAGE: 1000V/1 MIN
  - g. CURRENT RATING:1.5A
  - h. CONTACT RESISTANCE:≤ 30MΩ
  - ii. NSULATION RESISTANCE: 100MΩ DC500V

PART NUMBER  
STRUCTURE

67U3BD-xxx-K

COLOR  
K=BLACK

LENGTH  
003=3 FEET ±1.6"  
006=6 FEET ±2.4"

P 2  
D= BLUNT

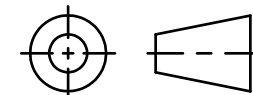
P 1  
B= USB IP67 FEMALE

CATEGORY  
3=3.0

CONNECTOR TYPE  
U=USB

FAMILY  
67=IP67

THIRD ANGLE PROJECTION



11118 Susquehanna Trail South  
Glen Rock, PA 17327-9199  
(717) 235-7512

<http://www.stewartconnector.com>

DO NOT SCALE DRAWING  
DRAWING IS SUBJECT TO  
CHANGE WITHOUT NOTICE

TITLE: USB 3.0 TYPE A FEMALE (CIRCULAR COUPLING) TO BLUNT

DIMENSIONS: INCHES [METRIC]  
UNLESS OTHERWISE SPECIFIED  
TOLERANCES ARE ±.005 [0.13]  
ANGLES ARE ± 1°

THIS DRAWING AND THE SUBJECT MATTER SHOWN THEREON ARE  
CONFIDENTIAL AND THE PROPRIETARY PROPERTY OF STEWART CONNECTOR  
AND SHALL NOT BE REPRODUCED, COPIED, OR USED IN ANY MANNER WITHOUT  
PRIOR WRITTEN CONSENT OF STEWART CONNECTOR. THIS PRODUCT  
MAY BE PROTECTED BY ONE OR MORE OF THE FOLLOWING US PATENTS:  
5791942 6217391 6368159 6419526 6602097 687722  
6964587 7048590 7086909 7568950 7686650  
OTHER PATENTS MAY BE PENDING.

DRN BY: <b>G. LUCAS</b>	DATE: <b>1/20/2021</b>
APPD BY: <b>JE</b>	DATE: <b>2/4/2021</b>
DWG NO: <b>CT999241</b>	REV. <b>A1</b>

SHEET NO.  
1 OF 1



CT Jack

Inventor