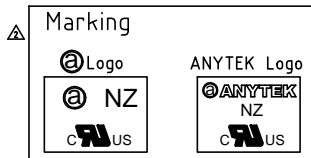


RoHS Compliant

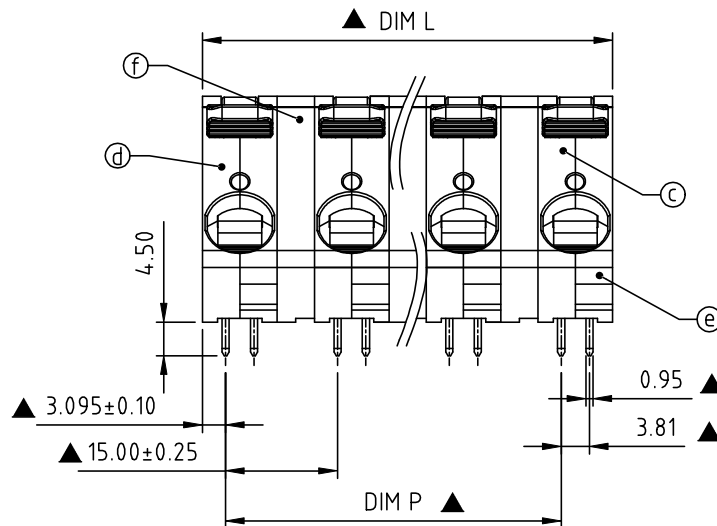
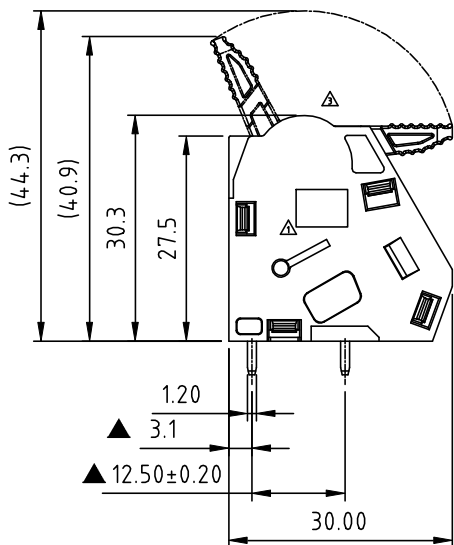
N=NUMBER OF CONTACTS

DIM		TOL		
		2P	3P-4P	5P-8P
Dim L	N×15.0-5.0	±0.50	±0.50	±0.60
Dim P	(N-1)×15.0	±0.25	±0.50	±0.60



REV	SIGN	DATE	DESCRIPTION	APPROVER
C		05/09-18	Update the drawing	zhangcan
D		05/09-18	Add Marking and RoHS compliant	zhangcan
D		2018.08.29	Modify the Struction	LENA

THIS IS CAD DRAWING, DO NOT REVISE MANUALLY!!!



Material:

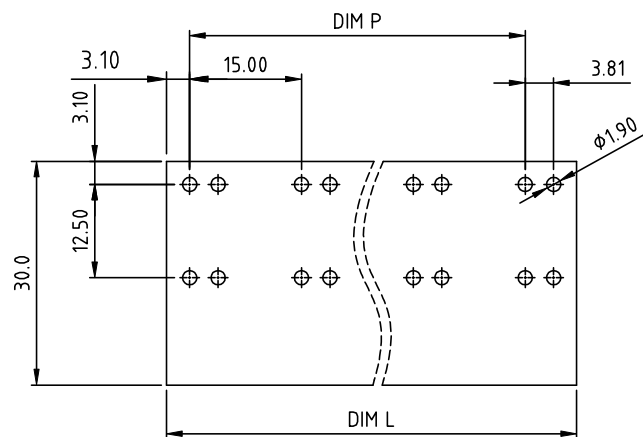
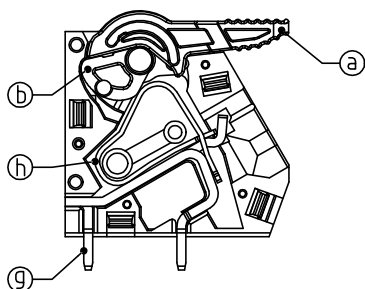
- Item (a) Lever: Thermoplastic (UL 94V-0),
- Item (b) Cam: Thermoplastic (UL 94V-0),
- Item (c) Middle Body: Thermoplastic (UL 94V-0),
- Item (d) Left side body: Thermoplastic (UL 94V-0),
- Item (e) Right side body: Thermoplastic (UL94V-0),
- Item (f) Base board: PA66 (UL 94V-0)
- Item (g) Contact: Copper,Matte Tin plated over Nickel plated,
- Item (h) Spring clamp: Stainless steel

Electrical:

- Voltage rating: 600 V
- Current rating: 65A
- Wire range(AWG): 16-6 (Solid & Stranded)
- Wire strip length: 12-13 mm
- Withstanding Voltage: 2.2KV
- Operating temperature: -40°C to +115°C
- Soldering temperature: 260°C±5°C/5 Sec
- Safety Approval:
- Critical dimension:
- Part No.:

NZ XX 1 0 X B XXXX G

No. OF POLES	Body	Color	RoHS compliant (lead<4%) In copper Alloy
02 2 Poles	0	Black (RAL9005)	0000: "@" Logo (Standard)
08 8 Poles	2	Red (RAL3001/D)	000A: "ANYTEK" Mark
	3	Orange(RAL2011/P)	
	4	Yellow(RAL1018/A)	
	5	Green(RAL6018/T)	
	6	Blue (RAL5015/A)	
	8	Grey(RAL7004/P)	
	9	White(RAL1102)	
	C	Multiple colors	



RECOMMENDED PCB LAYOUT

**Amphenol**  
**ANYTEK**

**CUSTOMER COPY**

ALL RIGHTS RESERVED. REPRODUCTION OR ISSUE TO THIRD PARTIES IN ANY FORM WHATSOEVER IS NOT PERMITTED WITHOUT WRITTEN AUTHORITY FROM THE PROPRIETOR. PROPERTY OF ANYTEK TECHNOLOGY CO., LTD

TITLE	NZ 15.0 Series without jumper slot (2P-8P)			
PART NO.	NZ XX10XBXXXXG		DWG NO.	8NZ0004
APPROVED	CHECKED	DESIGNED	DRAWN	CUST NO.
		LENA 2018.08.29	LENA 2018.08.29	
				Tolerance
				X. ±0.50
				X.X ±0.30
				X.XX ±0.10
				X° ±1°
SHEET: 01/01				REV.: D