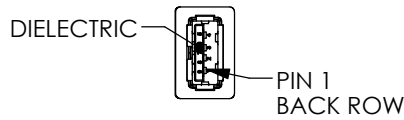

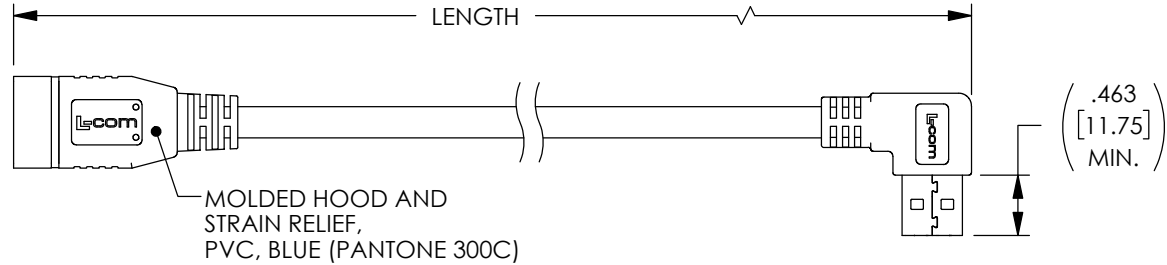


THE INFORMATION CONTAINED IN THIS DRAWING IS THE SOLE PROPERTY OF L-COM, INC. ANY REPRODUCTION IN PART OR WHOLE WITHOUT THE WRITTEN PERMISSION OF L-COM, INC. IS PROHIBITED.

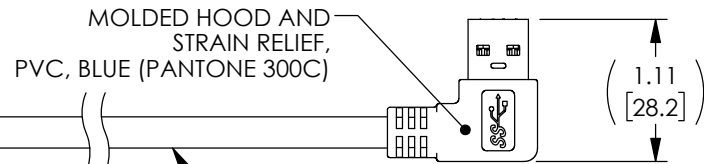
REVISIONS			
REV	DESCRIPTION	DATE	APPROVED
A	REV A DRAWING RELEASED	08/13/2018	SLJ



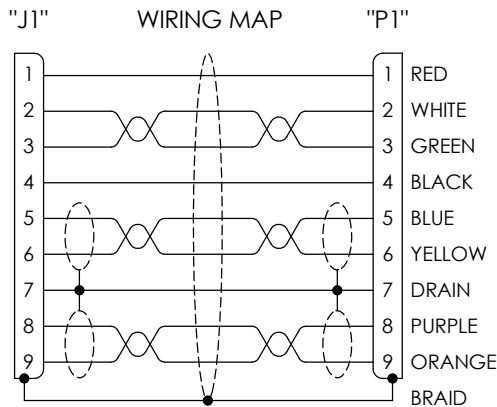
"J1"
USB 3.0 SERIES "A" JACK
CONTACTS 30μ GOLD



"P1"
USB 3.0 SERIES "A"
LEFT ANGLE PLUG
CONTACTS 30μ GOLD



UL STYLE 2725,
(2) TWISTED PAIR, 26AWG WITH
ALUM/POLY FOIL SHIELD AND DRAIN WIRE,
(1) UNSHIELDED TWISTED PAIR, 28AWG,
(2) CONDUCTORS, 22AWG,
OVERALL ALUMINUM/MYLAR AND BRAIDED SHIELD,
JACKET: PVC, BLUE (PANTONE 300C)
(NOM DIA. .244" [6.2])



PART NUMBER	LENGTH METERS [FEET]
U3A00068-2M	2.0 [6.56]
U3A00068-3M	3.0 [9.84]

NOTES:

1. CABLE ASSEMBLY SHALL HAVE 360° SHIELD TERMINATION.
2. CABLE ASSEMBLY MUST MEET USB 3.0 REQUIREMENTS.
3. CABLE ASSEMBLY SHALL BE TESTED FOR CONTINUITY.
4. CABLE ASSEMBLY SHALL BE INDIVIDUALLY PACKAGED IN ACCORDANCE WITH L-COM SPECIFICATION PS-0031.

REGULATORY COMPLIANCE:
CE2011/65/EU(RoHS DIRECTIVE)

UNLESS OTHERWISE SPECIFIED, DIMENSIONS ARE IN INCHES [mm] OVERALL CABLE LENGTH TOLERANCE: ≤12 [305] = +1 [25] / -0 >12 [305] ≤60 [1524] = +2 [51] / -0 >60 [1524] ≤120 [3048] = +4 [102] / -0 >120 [3048] ≤300 [7620] = +6 [152] / -0 >300 [7620] = +5% / -0% ALL OTHER DIMENSIONAL TOLERANCES: .X = ± .2 [5.08] .XX = ± .02 [1.51] .XXX = ±.005 [1.13]	APPROVALS	DATE		50 HIGH STREET NORTH ANDOVER, MA 01845
	DRAWN BY CN_Seven_Li	07/20/2017		CATEGORY
PROJECTION 	CHECKED BY CN_Bill_Zhang	07/20/2017	PRODUCT DESCRIPTION	CA, USB3.0 A-F/90LT A-M 26/22AWG
	APPROVED BY BGATES	07/20/2017	CONFIGURATION DETAILS OF UNDIMENSIONED FEATURES MAY VARY	
	COLOR VARIATIONS MAY OCCUR		SIZE A	FSCM NO. 43321
			DWG. NO. U3A00068	REV. A
			SCALE: NONE	CAD FILE: U3A00068.SLDDRW
				SHEET 1 OF 1