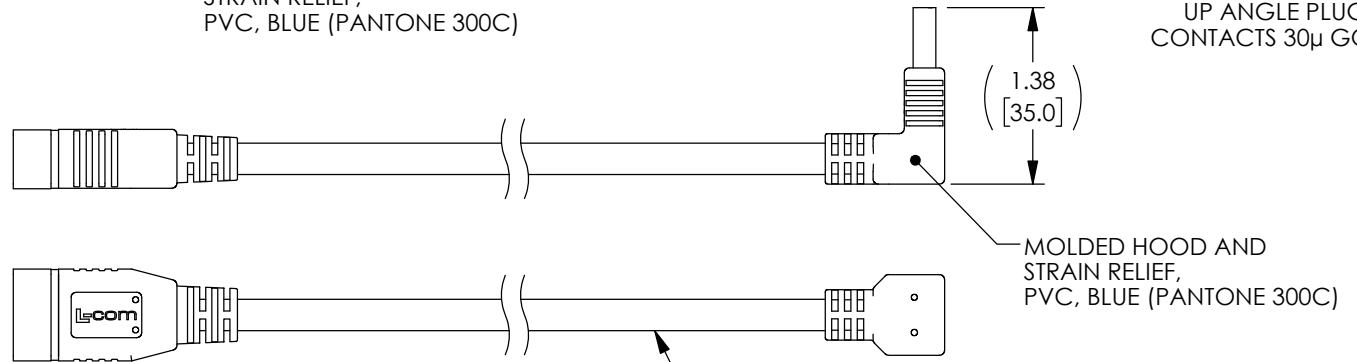
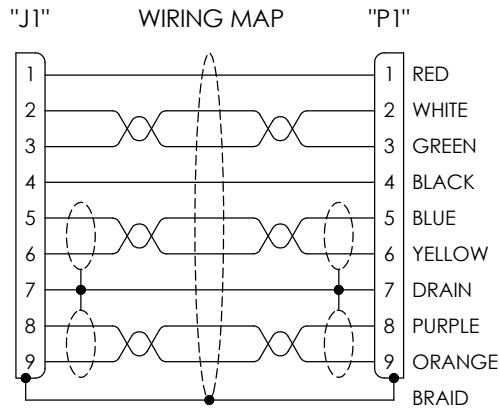
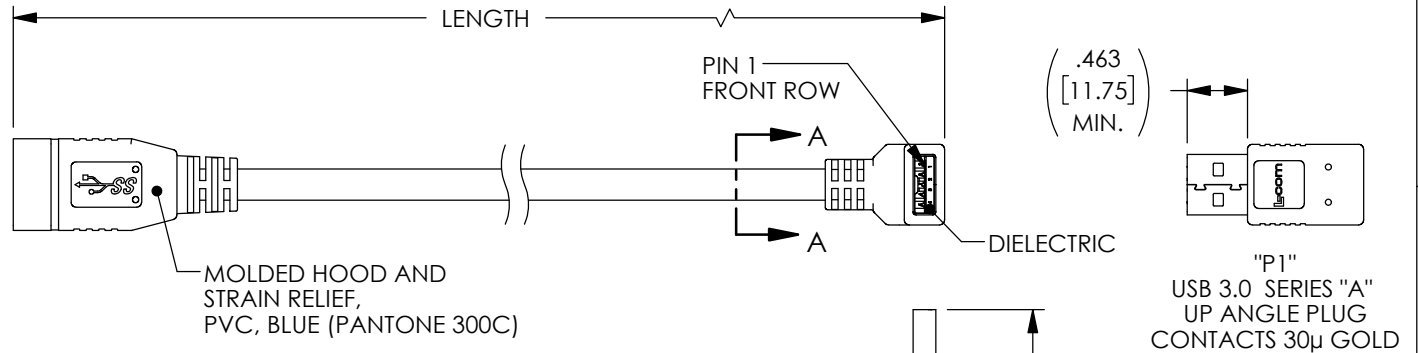
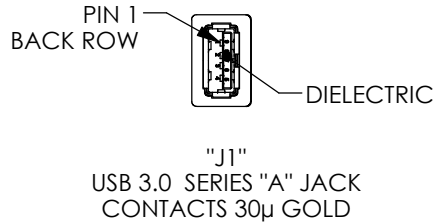


THE INFORMATION CONTAINED IN THIS DRAWING IS THE SOLE PROPERTY OF L-COM, INC. ANY REPRODUCTION IN PART OR WHOLE WITHOUT THE WRITTEN PERMISSION OF L-COM, INC. IS PROHIBITED.



SECTION A-A

REVISIONS			
REV	DESCRIPTION	DATE	APPROVED
A	REV A DRAWING RELEASED	08/13/2018	SLJ



PART NUMBER	LENGTH METERS [FEET]
U3A00066-2M	2.0 [6.56]
U3A00066-3M	3.0 [9.84]

NOTES:

1. CABLE ASSEMBLY SHALL HAVE 360° SHIELD TERMINATION.
2. CABLE ASSEMBLY MUST MEET USB 3.0 REQUIREMENTS.
3. CABLE ASSEMBLY SHALL BE TESTED FOR CONTINUITY.
4. CABLE ASSEMBLY SHALL BE INDIVIDUALLY PACKAGED IN ACCORDANCE WITH L-COM SPECIFICATION PS-0031.

REGULATORY COMPLIANCE:
CE2011/65/EU(RoHS DIRECTIVE)

UNLESS OTHERWISE SPECIFIED, DIMENSIONS ARE IN INCHES [mm] OVERALL CABLE LENGTH TOLERANCE: ≤12 [305] = +1 [25] / -0 >12 [305] ≤60 [1524] = +2 [51] / -0 >60 [1524] ≤120 [3048] = +4 [102] / -0 >120 [3048] ≤300 [7620] = +6 [152] / -0 >300 [7620] = +5% / -0% ALL OTHER DIMENSIONAL TOLERANCES: .X = ± .2 [5.08] .XX = ± .02 [51] .XXX = ±.005 [1.27]	APPROVALS	DATE		50 HIGH STREET NORTH ANDOVER, MA 01845
	DRAWN BY CN_Seven_Li	07/20/2017		CATEGORY
PROJECTION 	CHECKED BY CN_Bill_Zhang	07/20/2017	PRODUCT DESCRIPTION	CA, USB3.0 A-F/90UP A-M 26/22AWG
COLOR VARIATIONS MAY OCCUR	APPROVED BY CN_Shawn_Pan	07/20/2017	SIZE	A
			FSCM NO.	43321
			DWG. NO.	U3A00066
			SCALE: NONE	CAD FILE: U3A00066.SLDDRW
				SHEET 1 OF 1