

Base strip - MC 1,5/ 5-G-3,81 - 1803303

Please be informed that the data shown in this PDF Document is generated from our Online Catalog. Please find the complete data in the user's documentation. Our General Terms of Use for Downloads are valid (<http://phoenixcontact.com/download>)

Header, Nominal current: 8 A, Rated voltage (III/2): 160 V, Number of positions: 5, Pitch: 3.81 mm, Color: green, Contact surface: Tin, Mounting: Wave soldering




The figure shows a 10-position version of the product

Why buy this product

- Low-profile pin strips with compact pitches
- Plug-in direction parallel and vertical to the PCB
- Individual position coding by inserting coding profiles



Key Commercial Data

Packing unit	250 pc
GTIN	 4 017918 045616
Weight per Piece (excluding packing)	1.26 g
Custom tariff number	85366990
Country of origin	Germany

Technical data

Dimensions

Length	9.2 mm
Pitch	3.81 mm
Dimension a	15.24 mm
Width	20.44 mm
Constructional height	7.25 mm
Height	10.65 mm
Length of the solder pin	3.4 mm
Pin dimensions	0,8 x 0,8 mm
Hole diameter	1.2 mm

Base strip - MC 1,5/ 5-G-3,81 - 1803303

Technical data

General

Range of articles	MC 1,5/...-G
Insulating material group	IIIa
Rated surge voltage (III/3)	2.5 kV
Rated surge voltage (III/2)	2.5 kV
Rated surge voltage (II/2)	2.5 kV
Rated voltage (III/3)	160 V
Rated voltage (III/2)	160 V
Rated voltage (II/2)	250 V
Connection in acc. with standard	EN-VDE
Nominal current I_N	8 A
Maximum load current	8 A
Insulating material	PBT
Flammability rating according to UL 94	V0
Color	green
Number of positions	5

Standards and Regulations

Connection in acc. with standard	EN-VDE
	CSA
Flammability rating according to UL 94	V0

Classifications

eCl@ss

eCl@ss 4.0	272607xx
eCl@ss 4.1	27260701
eCl@ss 5.0	27260701
eCl@ss 5.1	27260701
eCl@ss 6.0	27260704
eCl@ss 7.0	27440402
eCl@ss 8.0	27440402
eCl@ss 9.0	27440402

ETIM

ETIM 3.0	EC001121
ETIM 4.0	EC002637
ETIM 5.0	EC002637

UNSPSC

UNSPSC 6.01	30211810
UNSPSC 7.0901	39121409
UNSPSC 11	39121409

Base strip - MC 1,5/ 5-G-3,81 - 1803303

Classifications

UNSPSC

UNSPSC 12.01	39121409
UNSPSC 13.2	39121409

Approvals

Approvals


Approvals


CSA / VDE Gutachten mit Fertigungsüberwachung / IECCEB Scheme / CCA / EAC / cULus Recognized


Ex Approvals

Approvals submitted

Approval details

CSA 		
	B	D
Nominal current IN	8 A	8 A
Nominal voltage UN	300 V	300 V

VDE Gutachten mit Fertigungsüberwachung 	
Nominal current IN	8 A
Nominal voltage UN	160 V

IECCEB Scheme 	
Nominal current IN	8 A
Nominal voltage UN	160 V

Base strip - MC 1,5/ 5-G-3,81 - 1803303

Approvals

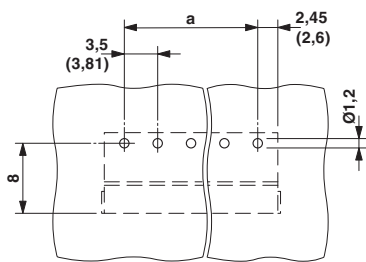
CCA	
Nominal current I _N	8 A
Nominal voltage U _N	160 V

EAC

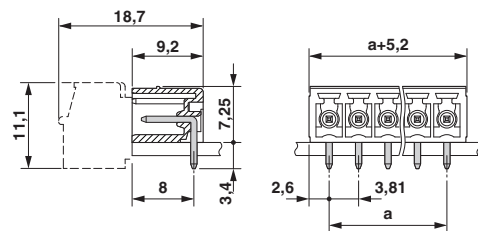
cULus Recognized		
	B	D
Nominal current I _N	8 A	8 A
Nominal voltage U _N	300 V	300 V

Drawings

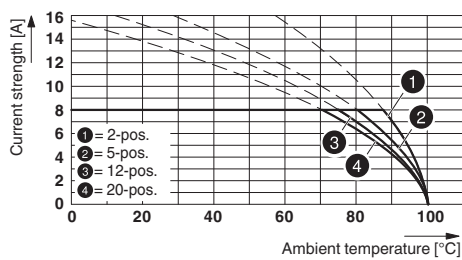
Drilling diagram



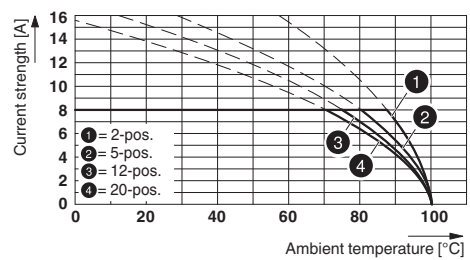
Dimensional drawing



Diagram



Diagram

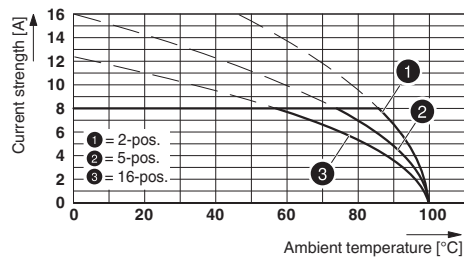


Type: MC 1,5/...-ST-3,81 with MC 1,5/...-G-3,81

Type: MC 1,5/...-ST-3,81 with MC 1,5/...-G-3,81

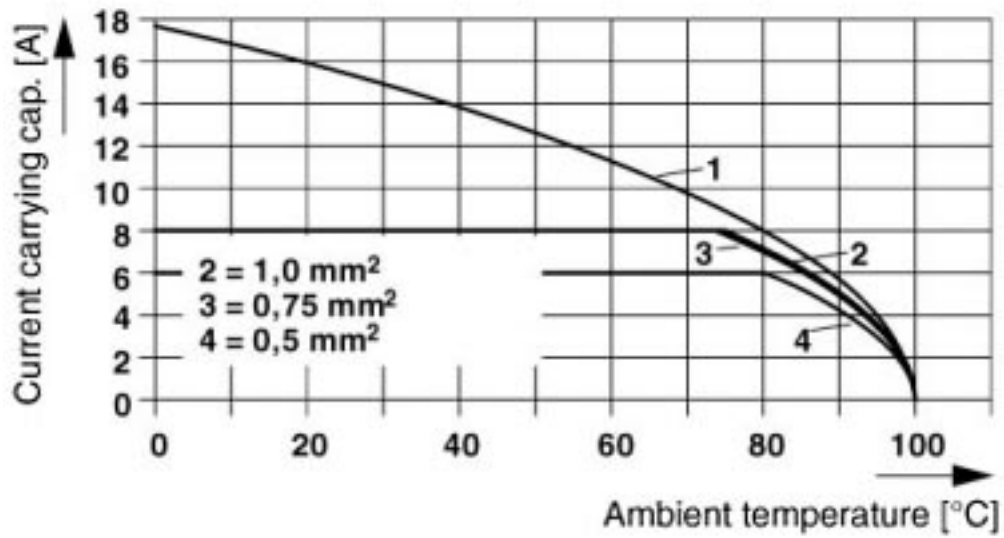
Base strip - MC 1,5/ 5-G-3,81 - 1803303

Diagram



Type: IMC 1,5/...-G-3,81 with MC 1,5/...-G-3,81

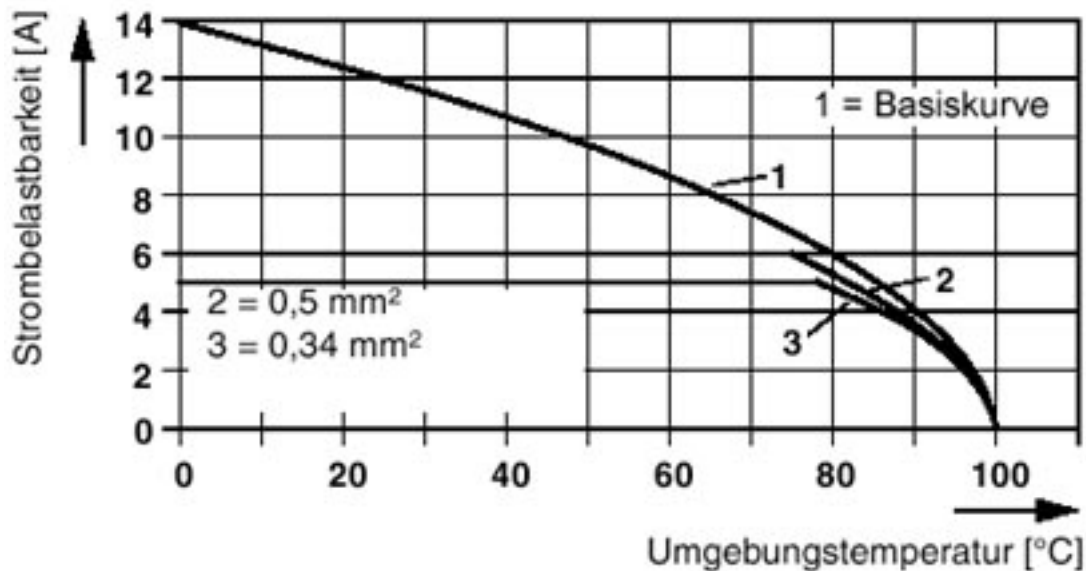
Diagram



Base strip - MC 1,5/ 5-G-3,81 - 1803303

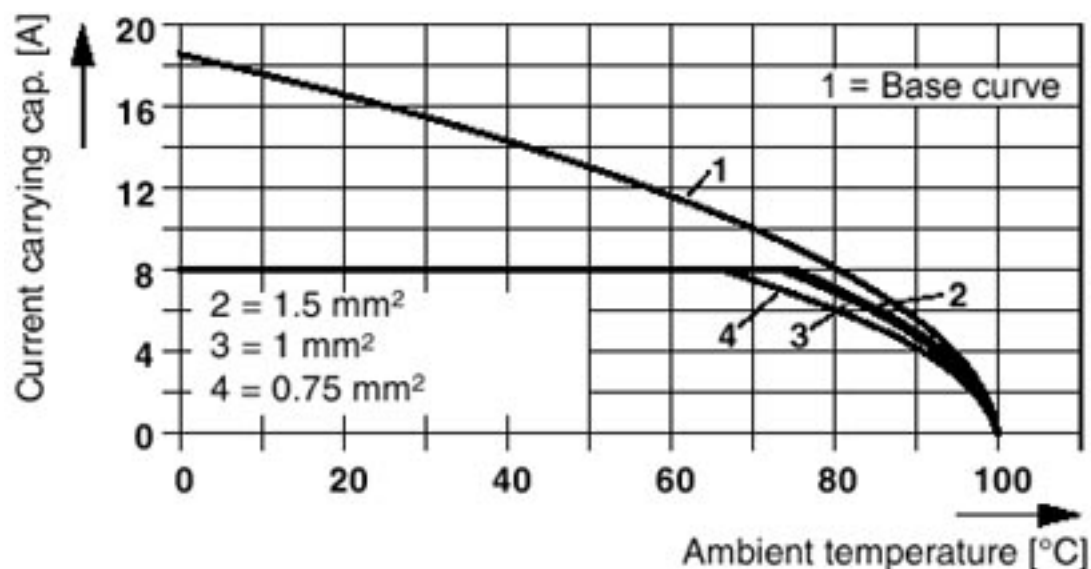
Diagram

Steckerteil: QC 0,5/5-ST(F)-3,81
Grundgehäuse: MC(V) 1,5/5-G(F)-3,81



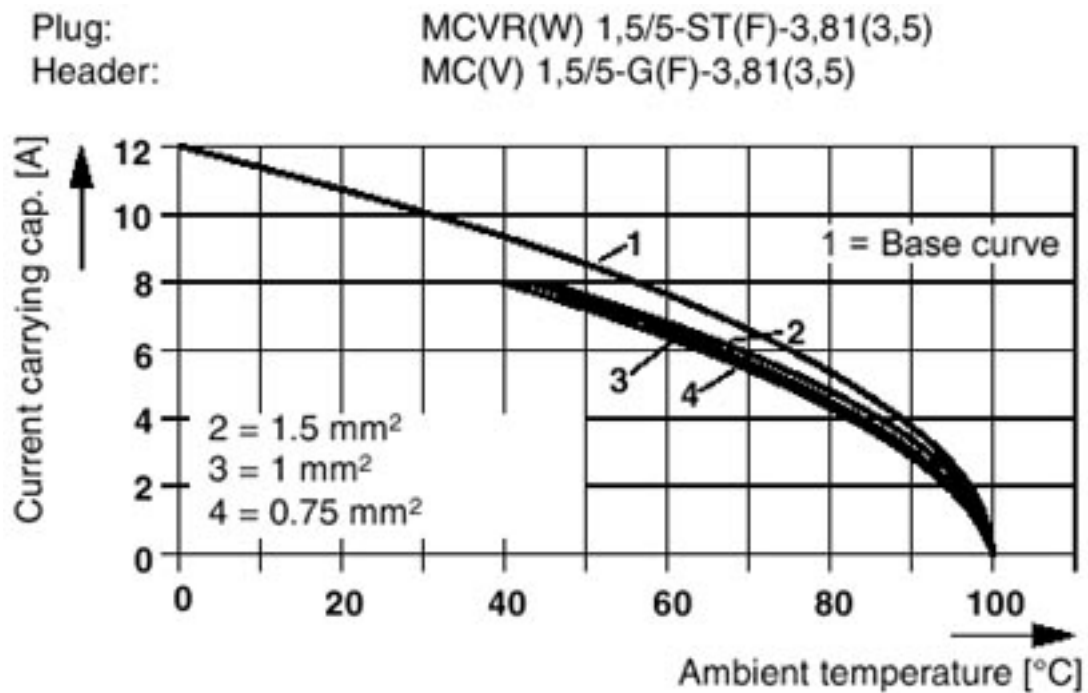
Diagram

Plug: FRONT-MC 1,5/5-ST(F)-3,81(3,5)
Header: MC(V) 1,5/5-G(F)-3,81(3,5)



Base strip - MC 1,5/ 5-G-3,81 - 1803303

Diagram



Diagram

