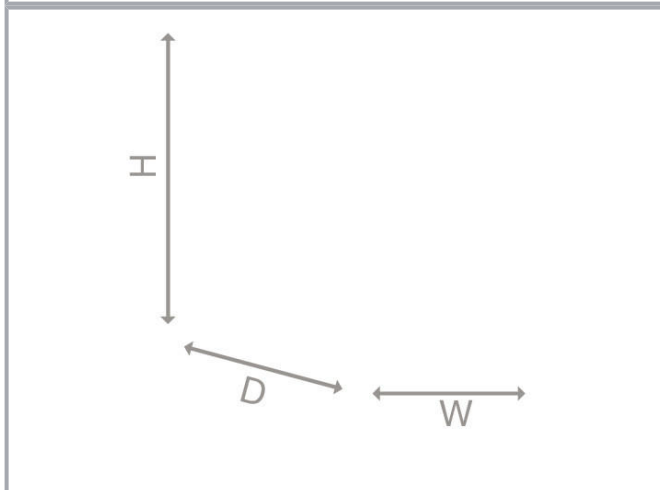
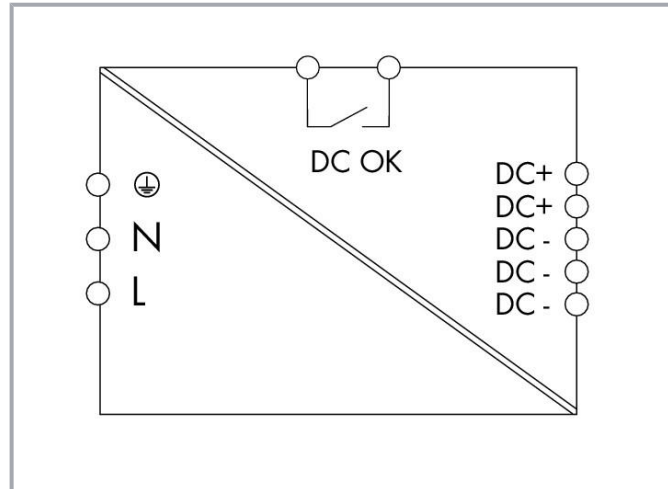


Data sheet | Item number: 787-736

Switched-mode power supply; Eco; 1-phase; 24 VDC output voltage; 40 A output current; DC OK contact; 6,00 mm²



www.wago.com/787-736



Item description

Features:

- Natural convection cooling when horizontally mounted

Subject to changes. Please also observe the further product documentation!

WAGO Private Limited
C-27, Sector-58, Phase-III
Noida-201 301 | Gautam Budh Nagar (U.P)
Tel.: +91-120-4369831 | Fax: +91-120-4388799
Email: info.india@wago.com

Do you have any questions about our products?
We are always happy to take your call at +91-120-4388700.



- Encapsulated for use in control cabinets
- Fast and tool-free termination via lever-actuated PCB terminal blocks
- Bounce-free switching signal (DC OK) via optocoupler
- Parallel operation
- Electrically isolated output voltage (SELV) per UL 60950-1; PELV per EN 60204

Data

Technical data

Input

Phases	1
Nominal input voltage $U_{i\text{nom}}$	1 x AC 110 ... 240 V
Input voltage range	AC 90 ... 264 V; DC 130 ... 373 V
Input voltage derating	-2 %/V (< 100 VAC)
Nominal mains frequency range	47 ... 63 Hz; 0 Hz
Input current I_i	≤ 6 A (230 VAC); ≤ 12 A (115 VAC)
Discharge current	≤ 2 mA
Inrush current	≤ 30 A
Power factor	≥ 0.94 (230 VAC); ≥ 0.98 (115 VAC)
Power factor correction (PFC)	Active
Mains failure hold-up time	≥ 17 ms (230 VAC)

Output

Nominal output voltage $U_{o\text{nom}}$	DC 24 V (SELV)
Output voltage range	DC 22 ... 28 V (adjustable)
Default setting	DC 24 V
Nominal output current $I_{o\text{nom}}$	40 A (24 VDC)
Nominal output power	960 W
Control deviation	≤ 1 %
Residual ripple	≤ 100 mV (peak-to-peak)
Overload behavior	Constant power (in overload range: $1.15 \dots 1.4 \times I_{o\text{nom}}$); Shutdown and automatic restart in the event of a short circuit

Signaling and communication

Signaling	1 x LED DC OK (green)
-----------	-----------------------

Subject to changes. Please also observe the further product documentation!



1 x Overload LED (red)
1 x DC OK signal output (optocoupler as make contact; max. 31.2 V;
20 mA)

Operation status indicator	Green LED (24 VDC OK) Red LED (overload)
----------------------------	---

Efficiency/power losses

Power loss P_1	≤ 107 W (230 VAC; nominal load)
Efficiency (typ.)	90 %

Circuit protection

Internal fuse	T 20 A / 250 VAC
Required backup fusing	An external DC fuse is required for the DC input voltage.
Recommended backup fusing	Circuit breaker: 13 A, 16 A, 20 A; Tripping characteristic: B or C

Safety and protection

Isolation voltage (Pri.-Sec.)	DC 4.242 kV
Isolation voltage (Pri.-GND)	DC 2.2 kV
Isolation voltage (Sec.-GND)	DC 0.7 kV
Isolation voltage (Sec.-Signal)	DC 0.7 kV
Protection class	I
Protection type	IP20 (per EN 60529)
Resistance to reverse feed	\leq DC 29 V
Overvoltage category	II
Pollution degree	2
Transient suppression (primary)	Varistor
Short-circuit-protected	Yes
Open-circuit-proof	Yes
Parallel operation	Yes
Series operation	Yes
MTBF	$> 250,000$ h (per IEC 61709)

Connection data

Connection type (1)	Input/Signaling
Connection technology	Push-in CAGE CLAMP®
WAGO Connector	WAGO 2706 Series

Subject to changes. Please also observe the further product documentation!

WAGO Private Limited
C-27, Sector-58, Phase-III
Noida-201 301 | Gautam Budh Nagar (U.P)
Tel.: +91-120-4369831 | Fax: +91-120-4388799
Email: info.india@wago.com

Do you have any questions about our products?
We are always happy to take your call at +91-120-4388700.



Solid conductor	0.5 ... 6 mm ² / 20 ... 10 AWG
Fine-stranded conductor	0.5 ... 6 mm ² / 20 ... 10 AWG
Strip length	11 ... 12 mm / 0.43 ... 0.47 inch
Connection type 2	Output
Connection technology 2	Push-in CAGE CLAMP®
WAGO Connector 2	WAGO 2716 Series
Solid conductor 2	1.5 ... 16 mm ² / 16 ... 6 AWG
Fine-stranded conductor 2	1.5 ... 16 mm ² / 16 ... 6 AWG
Strip length 2	12 ... 13 mm / 0.47 ... 0.51 inch

Physical data

Width	170 mm / 6.69 inch
Height	136 mm / 5.354 inch
Depth from upper edge of DIN-rail	150 mm / 5.91 inch

Mechanical data

Mounting type	DIN-35 rail
---------------	-------------

Material data

Weight	3500 g
--------	--------

Environmental requirements

Surrounding air temperature (operation)	-25 ... 70 °C
Surrounding air temperature (storage)	-40 ... 85 °C
Relative humidity	95% (no condensation permissible)
Derating	-2.66 %/K (> 55 °C)
Pollution degree	2
Climatic category	3K3 (per EN 60721)

Standards and specifications

Conformity marking	CE
Standards/Specifications	EN 62368-1; EN 61204-3; EN 61000-6-2; EN 61000-6-3; UL 60950-1; UL 508

Commercial data

Product Group	6 (Interface Electronics)
---------------	---------------------------

Subject to changes. Please also observe the further product documentation!


WAGO Private Limited
 C-27, Sector-58, Phase-III
 Noida-201 301 | Gautam Budh Nagar (U.P)
 Tel.: +91-120-4369831 | Fax: +91-120-4388799
 Email: info.india@wago.com

Do you have any questions about our products?
 We are always happy to take your call at +91-120-4388700.

Packaging type	BOX
Country of origin	CN
GTIN	4050821748250
Customs tariff number	85044082900

Approvals / Certificates

UL-Approvals








Logo	Approval	Additional Approval Text	Certificate name
	UL Underwriters Laboratories Inc.	UL 508	E255817

Compatible products

tools

	Item no.: 210-769 SCREWDRIVER; green	www.wago.com/210-769
---	---	--


ferrule

	Item no.: 216-201 Ferrule; Sleeve for 0.5 mm ² / 20 AWG; insulated; electro-tin plated; white	www.wago.com/216-201
	Item no.: 216-202 Ferrule; Sleeve for 0.75 mm ² / 18 AWG; insulated; electro-tin plated; gray	www.wago.com/216-202
	Item no.: 216-203 Ferrule; Sleeve for 1 mm ² / AWG 18; insulated; electro-tin plated; red	www.wago.com/216-203
	Item no.: 216-204 Ferrule; Sleeve for 1.5 mm ² / AWG 16; insulated; electro-tin plated; black	www.wago.com/216-204
	Item no.: 216-205 Ferrule; Sleeve for 2.08 mm ² / AWG 14; insulated; electro-tin plated; yellow	www.wago.com/216-205
	Item no.: 216-206 Ferrule; Sleeve for 2.5 mm ² / AWG 14; insulated; electro-tin plated; blue	www.wago.com/216-206
	Item no.: 216-207 Ferrule; Sleeve for 4 mm ² / AWG 12; insulated; electro-tin plated; gray	www.wago.com/216-207
	Item no.: 216-208 Ferrule; Sleeve for 6 mm ² / AWG 10; insulated; electro-tin plated; electrolytic copper; gastight crimped; acc. to DIN 46228, Part 4/09.90; yellow	www.wago.com/216-208
	Item no.: 216-209 Ferrule; Sleeve for 10 mm ² / AWG 8; insulated; electro-tin plated; red	www.wago.com/216-209

Subject to changes. Please also observe the further product documentation!

WAGO Private Limited
C-27, Sector-58, Phase-III
Noida-201 301 | Gautam Budh Nagar (U.P)
Tel.: +91-120-4369831 | Fax: +91-120-4388799
Email: info.india@wago.com

Do you have any questions about our products?
We are always happy to take your call at +91-120-4388700.

	Item no.: 216-221 Ferrule; Sleeve for 0.5 mm ² / 20 AWG; insulated; electro-tin plated; white	www.wago.com/216-221
	Item no.: 216-222 Ferrule; Sleeve for 0.75 mm ² / 18 AWG; insulated; electro-tin plated; gray	www.wago.com/216-222
	Item no.: 216-223 Ferrule; Sleeve for 1 mm ² / AWG 18; insulated; electro-tin plated; red	www.wago.com/216-223
	Item no.: 216-224 Ferrule; Sleeve for 1.5 mm ² / AWG 16; insulated; electro-tin plated; black	www.wago.com/216-224
	Item no.: 216-241 Ferrule; Sleeve for 0.5 mm ² / 20 AWG; insulated; electro-tin plated; electrolytic copper; gastight crimped; acc. to DIN 46228, Part 4/09.90; white	www.wago.com/216-241
	Item no.: 216-242 Ferrule; Sleeve for 0.75 mm ² / 18 AWG; insulated; electro-tin plated; electrolytic copper; gastight crimped; acc. to DIN 46228, Part 4/09.90; gray	www.wago.com/216-242
	Item no.: 216-243 Ferrule; Sleeve for 1 mm ² / AWG 18; insulated; electro-tin plated; electrolytic copper; gastight crimped; acc. to DIN 46228, Part 4/09.90; red	www.wago.com/216-243
	Item no.: 216-244 Ferrule; Sleeve for 1.5 mm ² / AWG 16; insulated; electro-tin plated; electrolytic copper; gastight crimped; acc. to DIN 46228, Part 4/09.90; black	www.wago.com/216-244
	Item no.: 216-246 Ferrule; Sleeve for 2.5 mm ² / AWG 14; insulated; electro-tin plated; electrolytic copper; gastight crimped; acc. to DIN 46228, Part 4/09.90; blue	www.wago.com/216-246
	Item no.: 216-262 Ferrule; Sleeve for 0.75 mm ² / 18 AWG; insulated; electro-tin plated; electrolytic copper; gastight crimped; acc. to DIN 46228, Part 4/09.90; gray	www.wago.com/216-262
	Item no.: 216-263 Ferrule; Sleeve for 1 mm ² / AWG 18; insulated; electro-tin plated; electrolytic copper; gastight crimped; acc. to DIN 46228, Part 4/09.90; red	www.wago.com/216-263
	Item no.: 216-264 Ferrule; Sleeve for 1.5 mm ² / AWG 16; insulated; electro-tin plated; electrolytic copper; gastight crimped; acc. to DIN 46228, Part 4/09.90; black	www.wago.com/216-264
	Item no.: 216-266 Ferrule; Sleeve for 2.5 mm ² / AWG 14; insulated; electro-tin plated; electrolytic copper; gastight crimped; acc. to DIN 46228, Part 4/09.90; blue	www.wago.com/216-266
	Item no.: 216-267 Ferrule; Sleeve for 4 mm ² / AWG 12; insulated; electro-tin plated; electrolytic copper; gastight crimped; acc. to DIN 46228, Part 4/09.90; gray	www.wago.com/216-267
	Item no.: 216-284 Ferrule; Sleeve for 1.5 mm ² / AWG 16; insulated; electro-tin plated; electrolytic copper; gastight crimped; acc. to DIN 46228, Part 4/09.90; black	www.wago.com/216-284
	Item no.: 216-286 Ferrule; Sleeve for 2.5 mm ² / AWG 14; insulated; electro-tin plated; electrolytic copper; gastight crimped; acc. to DIN 46228, Part 4/09.90; blue	www.wago.com/216-286
	Item no.: 216-287	

Subject to changes. Please also observe the further product documentation!



Ferrule; Sleeve for 4 mm² / AWG 12; insulated; electro-tin plated; electrolytic copper; gastight crimped; www.wago.com/216-287
acc. to DIN 46228, Part 4/09.90; gray



Item no.: 216-288

Ferrule; Sleeve for 6 mm² / AWG 10; insulated; electro-tin plated; electrolytic copper; gastight crimped; www.wago.com/216-288
acc. to DIN 46228, Part 4/09.90; yellow



Item no.: 216-289

Ferrule; Sleeve for 10 mm² / AWG 8; insulated; electro-tin plated; electrolytic copper; gastight crimped; www.wago.com/216-289
acc. to DIN 46228, Part 4/09.90; red

Downloads

Documentation

Bid Text

787-736 X81 - Datei	12 Jul 2019	xml 7.2 kB	Download
787-736 docx - Datei	12 Jul 2019	docx 21.6 kB	Download

Instruction Leaflet

Primary Switch Mode Power Supply ECO-Power DC 24 V, 40 A	V 1.7 21 Dec 2020	pdf 381.0 kB	Download
---	----------------------	-----------------	----------

Additional Information

Disposal; Electrical and electronic equipment, Packaging	V 1.0.0	pdf 265.8 kB	Download
--	---------	-----------------	----------

CAD/CAE-Data

CAD data

2D/3D Models 787-736	URL	Download
----------------------	-----	----------

CAE data

EPLAN Data Portal 787-736	URL	Download
WSCAD Universe 787-736	URL	Download
ZUKEN Portal 787-736	URL	Download

Subject to changes. Please also observe the further product documentation!

WAGO Private Limited
C-27, Sector-58, Phase-III
Noida-201 301 | Gautam Budh Nagar (U.P)
Tel.: +91-120-4369831 | Fax: +91-120-4388799
Email: info.india@wago.com

Do you have any questions about our products?
We are always happy to take your call at +91-120-4388700.



Environmental Product Compliance

Compliance Search

Environmental Product Compliance 787-736

URL

Download

Switched-mode power supply; Eco; 1-phase; 24 VDC output voltage; 40 A output current; DC OK contact; 6,00 mm²

Installation Notes

Product family

EPSITRON ECO Power

[Show all products from the family](#)

Subject to changes. Please also observe the further product documentation!