

Time-Lag Sub-Miniature Fuse

6.35mm × 31.8mm

multicomp PRO

**RoHS
Compliant**



Description

The product provides protection for printed circuit boards and is used in a large variety of applications that need fuses with time-delay, high interrupting rating and voltage rating characteristics. This miniature device is constructed of a ceramic tube and base with copper caps (tin plated copper lead wire optional). It offers excellent mounting characteristics and is 100% tested for cold resistance.

Features

- Miniature fuse with time delay, high interrupting and high voltage ratings
- Small size, tubular design
- Copper caps / ceramic fuse body
- 0.8mm or 1mm lead wires made of tin plated copper
- Protection against harmful over-currents in primary and secondary applications
- Lead-free and Halogen-free
- Designed according to UL-248-14

Specifications

Operating Temperature : -55°C to +125°C
 Storage Conditions : -55°C to +85°C
 Relative Humidity : ≤ 75% yearly average without dew, maximum 30 days at 95%
 Vibration Resistance : 24 cycles at 15 min. each
 10-60Hz at 0.75mm amplitude
 60-2000Hz at 10g acceleration

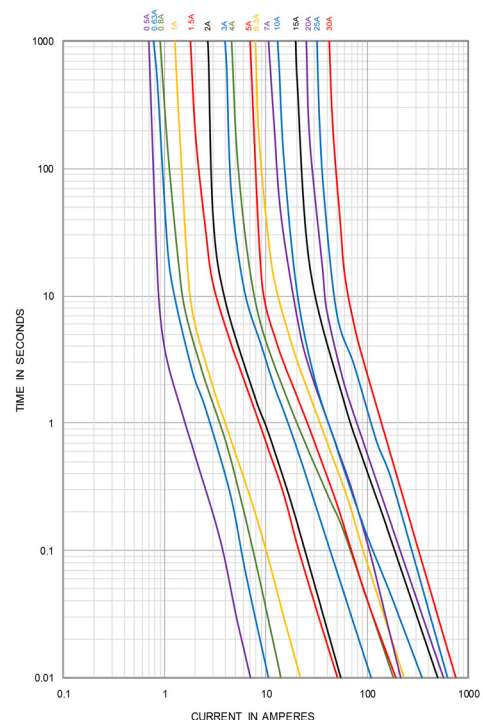
Electrical Specifications

Time vs Current Characteristics Table

(measured with constant current power supply)

Time vs Current Characteristics: UL248-14			
Rated current	100%	135%	200%
1A to 5A	>4h	<1h	5s~60s

Average Time Current (I-T) Curves



Time-Lag Sub-Miniature Fuse

6.35mm × 31.8mm

multicomp PRO

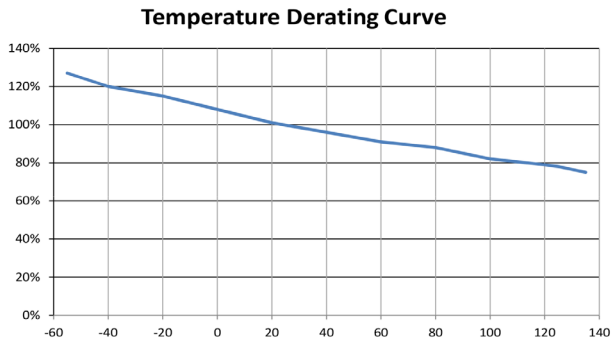
Electrical characteristics at 25°C

Part Number	Amp Code	Rated Current	Rated Voltage	Nominal Melting I ² t (A ² sec)	Typical cold Resistance (mΩ)	Breaking Capacity
MP001617	1100	1A	125V AC 250V AC	4.84	353	10KA/125V AC 100A/250V AC
MP007105	1500	5A		361	34	10KA/125V AC 200A/250V AC

Notes:

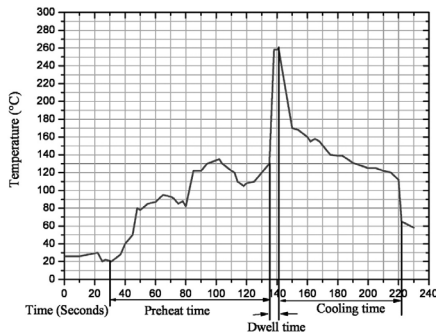
- (1) Permissible continuous operating current is ≤100% at ambient temperature of 23°C (73.4°F)
- (2) The current values used for calculating I²T should be within the standard range of 8ms ~ 10ms.

Temperature Derating Curve



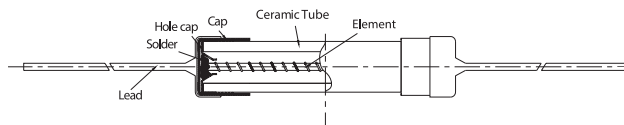
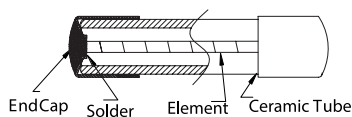
Calculation for ideal fuse selection = $\frac{\text{Operating Current (A)}}{\text{Rating (\%} \times 0.75)}$

Soldering Parameters



- 260°C ≤5 sec (Wave Soldering)
- 350°C ≤3 sec (Hand Soldering)
- Soldering Peak:
260°C - 10 sec (IEC 60068-20)

Mechanical Specifications



Newark.com/multicomp-pro
 Farnell.com/multicomp-pro
 sg.element14.com/b/multicomp-pro

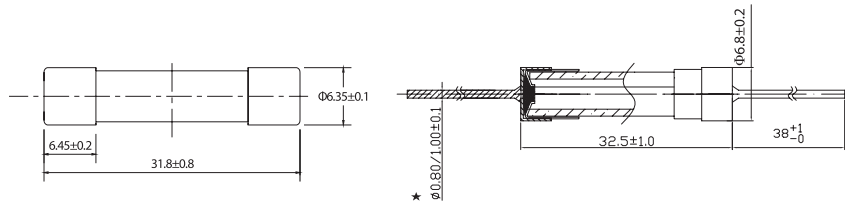
multicomp PRO

Time-Lag Sub-Miniature Fuse

6.35mm × 31.8mm

multicomp PRO

Diagram



★
 500mA ~ 12.5A ** $\Phi 0.80$ mm
 15.0A ~ 30.0A ** $\Phi 1.00$ mm

Part Number Table

Description	Part Number
Time-Lag Miniature Cartridge Fuse, 1A, 250V AC, 6.35mm × 31.8mm	MP001617
Time-Lag Miniature Cartridge Fuse, 5A, 250V AC, 6mm x 30mm	MP007105

Dimensions : Millimetres

Important Notice : This data sheet and its contents (the "Information") belong to the members of the AVNET group of companies (the "Group") or are licensed to it. No licence is granted for the use of it other than for information purposes in connection with the products to which it relates. No licence of any intellectual property rights is granted. The Information is subject to change without notice and replaces all data sheets previously supplied. The Information supplied is believed to be accurate but the Group assumes no responsibility for its accuracy or completeness, any error in or omission from it or for any use made of it. Users of this data sheet should check for themselves the Information and the suitability of the products for their purpose and not make any assumptions based on information included or omitted. Liability for loss or damage resulting from any reliance on the Information or use of it (including liability resulting from negligence or where the Group was aware of the possibility of such loss or damage arising) is excluded. This will not operate to limit or restrict the Group's liability for death or personal injury resulting from its negligence. Multicomp Pro is the registered trademark of Premier Farnell Limited 2019.

Newark.com/multicomp-pro
 Farnell.com/multicomp-pro
 sg.element14.com/b/multicomp-pro

multicomp PRO