

50W CONVECTION COOLED

AC-DC POWER SUPPLIES

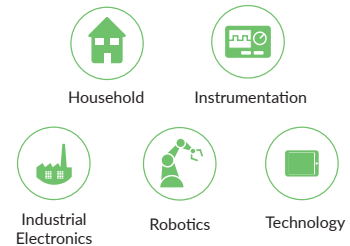
The LCS series of regulated output convection cooled AC-DC power supplies are designed to provide a cost effective solution for industrial electronics, technology and household applications. Features include output voltage adjustment, a power 'ON' LED, low stand-by power consumption, output short circuit protection, over current and over voltage protection. Applications include auxiliary power sources, security installations, lighting control, smart home or office control systems, ticketing and vending applications.



Features

- 50W convection cooled
- ITE, industrial and household approvals
- Integrated connector cover
- Class B conducted & radiated emissions
- Input voltage range 85-264VAC
- 300VAC withstand voltage for 5s
- Output voltages from 5V to 48VDC
- Efficiency to 90%
- Short circuit, overvoltage & overload protection
- Conformal coating option
- -30°C to +70°C operating temperature
- 3 year warranty

Applications



Dimensions

3.89" x 3.23" x 1.18" (99.0 x 82.0 x 30.0 mm)

Models & Ratings

Model Number ⁽³⁾	Output Voltage		Output Current	Ripple & Noise pk to pk ⁽¹⁾	Efficiency ⁽²⁾	Maximum Capacitive Load	Power
	Nominal	Adjustment Range ⁽⁴⁾					
LCS50US05	5.0V	4.5 - 5.5V	10.0A	80mV	82%	8500µF	50W
LCS50US12	12.0V	10.2 - 13.8V	4.2A	120mV	86%	2000µF	50W
LCS50US15	15.0V	13.5 - 18.0V	3.4A	120mV	88%	1500µF	51W
LCS50US24	24.0V	21.6 - 28.8V	2.2A	150mV	89%	1000µF	53W
LCS50US36	36.0V	32.4 - 39.6V	1.45A	200mV	89%	800µF	52W
LCS50US48	48.0V	43.2 - 52.8V	1.1A	200mV	90%	680µF	53W

Notes:

1. Ripple & noise measured with 20MHz bandwidth and 47µF electrolytic capacitor in parallel with 0.1µF ceramic capacitor.
2. Typical efficiencies measured at 230VAC full load.
3. Add suffix -E to model number to specify conformal coating option, MOQ applies, please contact sales.
4. Output power rating must not be exceeded.

Input

Characteristic	Minimum	Typical	Maximum	Units	Notes & Conditions
Input Voltage - Operating	85	115/230	264	VAC	Derate output power linearly from 100% at 100VAC to 80% at 85VAC
	120		373	VDC	Alternative input. Not to be used in addition to AC input. DC input not included in safety approvals, external DC rated fuse required. Derate output power linearly from 100% at 140VDC to 80% at 120VDC
Input Frequency	47	50/60	63	Hz	
Surge Withstand	300VAC for maximum 5s				
Input Current - Full Load		1.2		A	115VAC
		0.8			230VAC
No Load Input Power			0.3	W	
Inrush Current		30		A	115VAC cold start at 25°C ambient
		50			230VAC cold start at 25°C ambient
Earth Leakage Current			0.75	mA	230VAC/50Hz (Typ)
Input Protection	T3.15A / 250VAC Internal fuse fitted in line				

Output

Characteristic	Minimum	Typical	Maximum	Units	Notes & Conditions
Output Voltage	5		48	VDC	See Models & Ratings table
Initial Set Accuracy		±2		%	Full load
		±1			LCS50US05 All other models
Voltage Adjustment			±10	%	
Minimum Load	0			A	No minimum load required
Start Up Delay			300	ms	115/230VAC full load
Hold Up Time		8		ms	115VAC
		30			230VAC
Drift			±0.03	%	After 20 minutes warm up, 230VAC, 0°C to 50°C
Line Regulation			±0.5	%	100-264VAC, full load
Load Regulation			±1	%	0-100% load
			±0.5		LCS50US05 All other models
Transient Response			10	%	Recovery within 1% in less than 3ms for a 50-75% and 75-50% load step
Ripple & Noise				mV pk-pk	See Models and Ratings table
Over/Undershoot			10	%	Full load
Overvoltage Protection			6.3	VDC	LCS50US05
			16.2		LCS50US12
			21.75		LCS50US15
			33.6		LCS50US24
			48.6		LCS50US36
			60.0		LCS50US48
Overload Protection	110		200	%	Nominal output current, auto recovery
Temperature Coefficient		±0.03		%/°C	
Short Circuit Protection			5	s	Trip and restart, auto recovery

General

Characteristic	Minimum	Typical	Maximum	Units	Notes & Conditions
Efficiency		89		%	230VAC Full load (see Models & Ratings table)
Isolation: Input to Output	4000			VAC	Class I construction
Input to Ground	2000			VAC	
Output to Ground	1250			VAC	
Switching Frequency		65		kHz	
Power Density			3.37	W/in ³	
Mean Time Between Failure	300			khrs	MIL-HDBK-217F, Notice 2 +25°C GB
Weight		0.396 (180)		lb(g)	
Case Material	Aluminium chassis with vented galvanized steel cover				
Conformal Coating Option	Acrylic resin, UL94V-0 rated, certified (UL No. E351072), minimum 30µm coating thickness. Add suffix -E to part number				

Environmental

Characteristic	Minimum	Typical	Maximum	Units	Notes & Conditions
Operating Temperature	-30		+70	°C	See derating curve
Storage Temperature	-40		+85	°C	
Cooling	Natural convection				
Humidity	5		90	%RH	Non-condensing
Operating Altitude			5000	m	
Shock and Vibration	Tested according to EN60068-2-27, 10 - 500Hz, 5g (1H) for each X, Y and Z plane				

EMC: Emissions

Phenomenon	Standard	Test Level	Notes & Conditions
Conducted	EN55032	Class B	
Radiated	EN55032	Class B	
Harmonic Current	EN61000-3-2	Class A	

EMC: Immunity

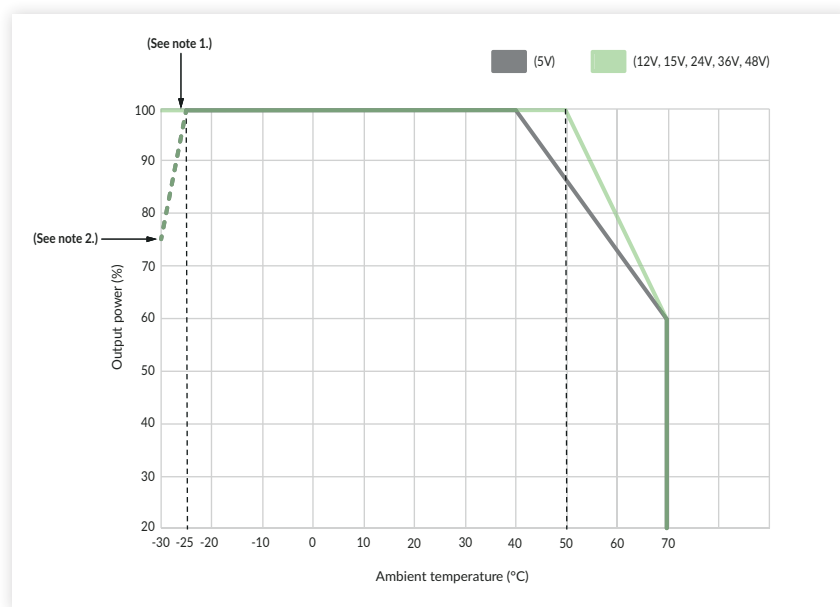
Phenomenon	Standard	Test Level	Criteria	Notes & Conditions
ESD Immunity	EN61000-4-2	3	A	Contact ±6kV / Air ±8kV
Radiated Immunity	EN61000-4-3	3	A	10V/m
EFT	EN61000-4-4	3	A	±2kV
Surge	EN61000-4-5	Installation class 4	A	Line to line ±2kV, line to ground ±4kV
Conducted	EN61000-4-6	3	A	10Vrms
Dips	EN61000-4-11	Dip. 100% (0VAC), 10ms Dip. 100% (0VAC), 20ms Dip. 60% (88VAC), 200ms Dip. 30% (154VAC), 500ms Dip. 20% (176VAC), 5000ms	A	
Interrupt		Int. 100% (0VAC), 5000ms	B	0%, 70%

Safety Approvals

Safety Agency	Standard	Notes & Conditions
UL	UL62368-1	Information Technology
TUV	EN62368-1, EN60335, EN61558	Information Technology and Household
CE	Meets all applicable directives	
UKCA	Meets all applicable legislation	

Application Notes

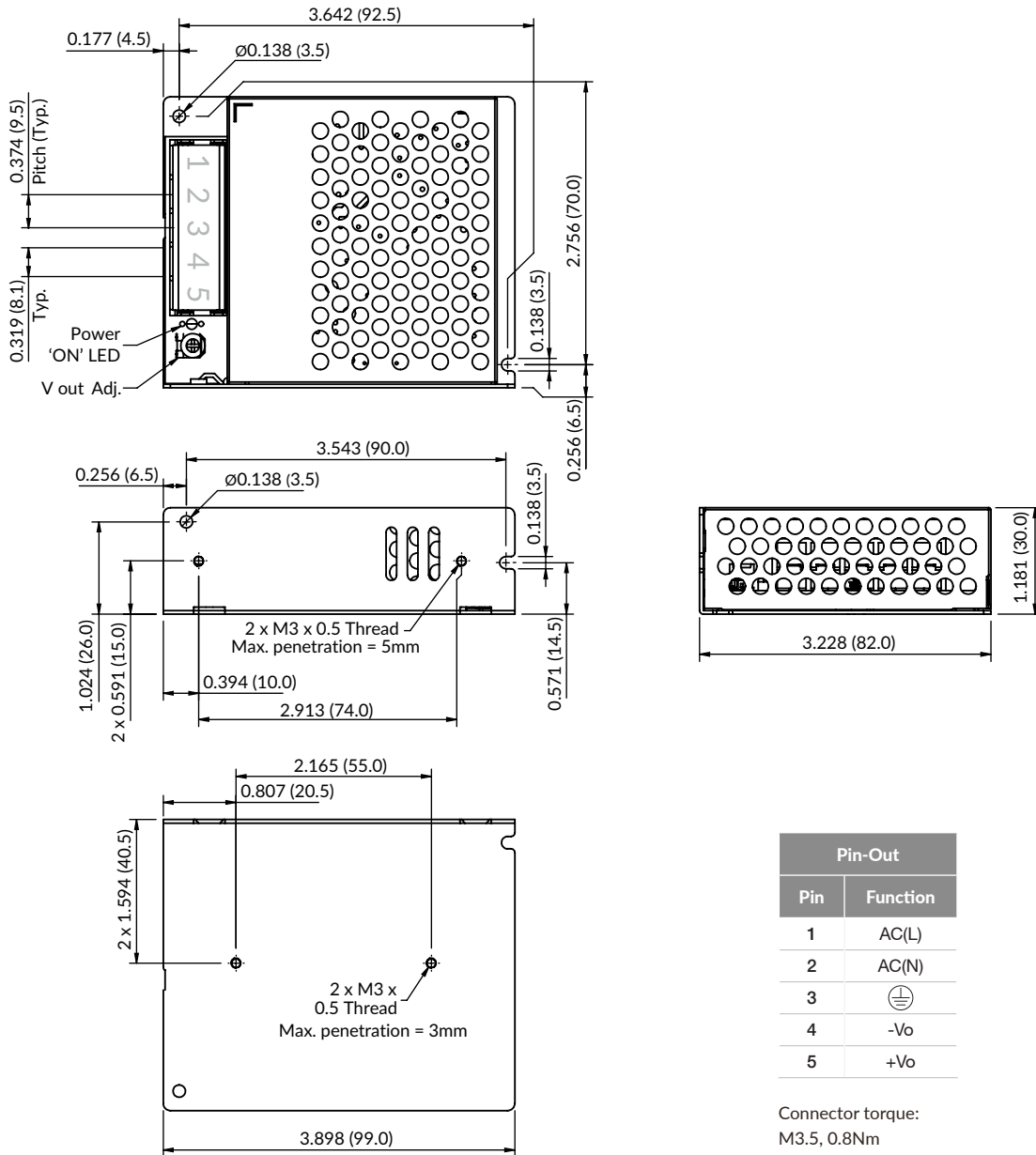
Temperature Derating



Notes:

1. With 230VAC or 140VDC input no derating below -25°C
2. With input at 100VAC or 120VDC derate output power to 75%

Mechanical Details



Notes:

1. All dimensions are in inches (mm).
2. Tightening torque: M3, 0.4Nm fixings
3. General tolerances: ± 0.039 (± 1.00)
4. Chassis must be connected to protective earth.