

**SERIES:** SMI12 | **DESCRIPTION:** EXTERNAL AC-DC POWER SUPPLY

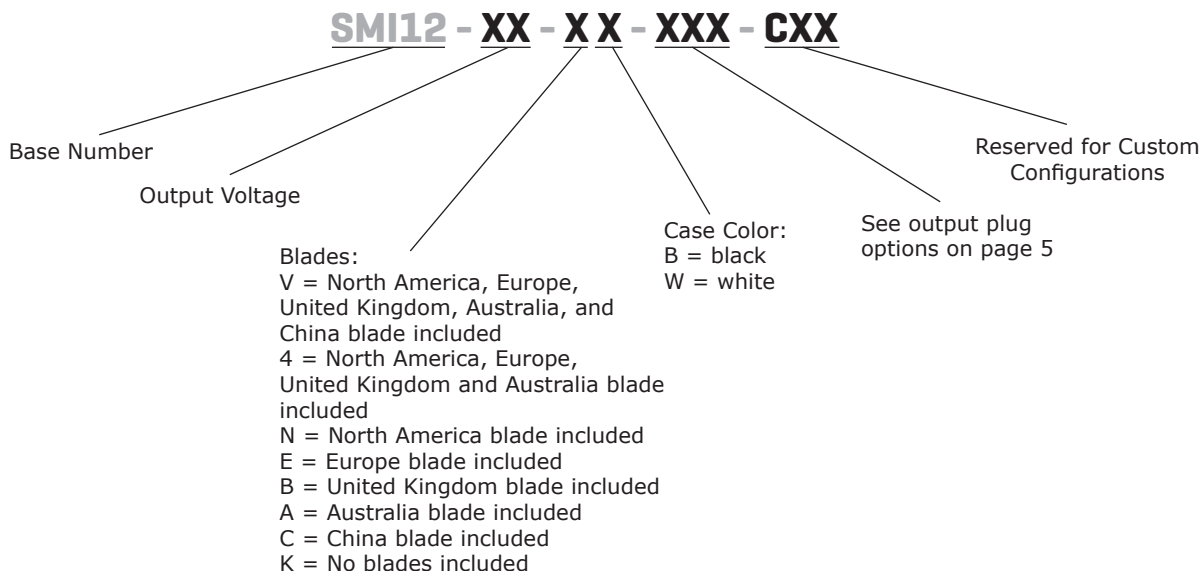
**FEATURES**

- up to 12 W continuous power
- DoE Level VI, CoC Tier 2 efficiency
- universal input voltage range
- interchangeable Ac blades for global use
- over voltage, over current, and short circuit protections
- UL/cUL, CE, PSE, RCM & FCC safety approvals
- IEC 62368 certified
- white and black case options



MODEL	output voltage	output current max	output power max	ripple and noise max	efficiency level <sup>2</sup>
	(Vdc)	(A)	(W)	(mVp-p)	
SMI12-5	5	2	10	200	VI
SMI12-9	9	1.33	11.97	300	VI
SMI12-12	12	1	12	300	VI

**PART NUMBER KEY**



## INPUT

parameter	conditions/description	min	typ	max	units
voltage		90		264	Vac
frequency		47		63	Hz
current				0.5	A
leakage current	at nominal ac input voltage and frequency			0.25	mA
no load power consumption				0.075	W

## OUTPUT

parameter	conditions/description	min	typ	max	units
load regulation			5		%
start-up time	at nominal ac input voltage			3	s
rise time	at nominal input voltage			100	ms
hold-up time	at nominal input voltage	5			ms

## PROTECTIONS

parameter	conditions/description	min	typ	max	units
short-circuit protection	auto recovery				
over-voltage protection				12	V
over-current protection	auto recovery			3	A

## SAFETY & COMPLIANCE

parameter	conditions/description	min	typ	max	units
isolation voltage	10mA for 1 minute	3,000			Vac
safety approvals	UL/cUL, CE, RCM & PSE				
EMI/EMC	EN 55032:2015, EN 55034:2010+A1:2015, FCC				
MTBF	as per Telcordia SR-332, Issue 2 at 115/230 Vac, full load, 0~40°C	50,000			hours
RoHS	yes				

## ENVIRONMENTAL

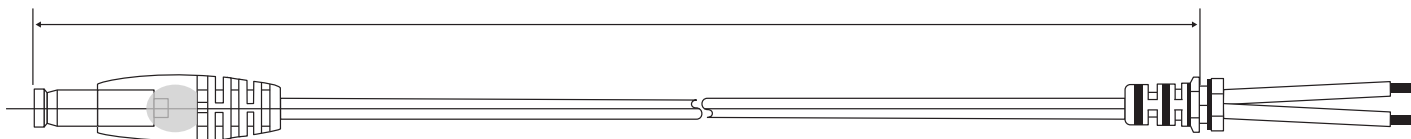
parameter	conditions/description	min	typ	max	units
operating temperature		-10		40	°C
storage temperature		-30		60	°C
operating humidity		20		85	%
storage humidity		5		95	%



## DC CORD

units: mm

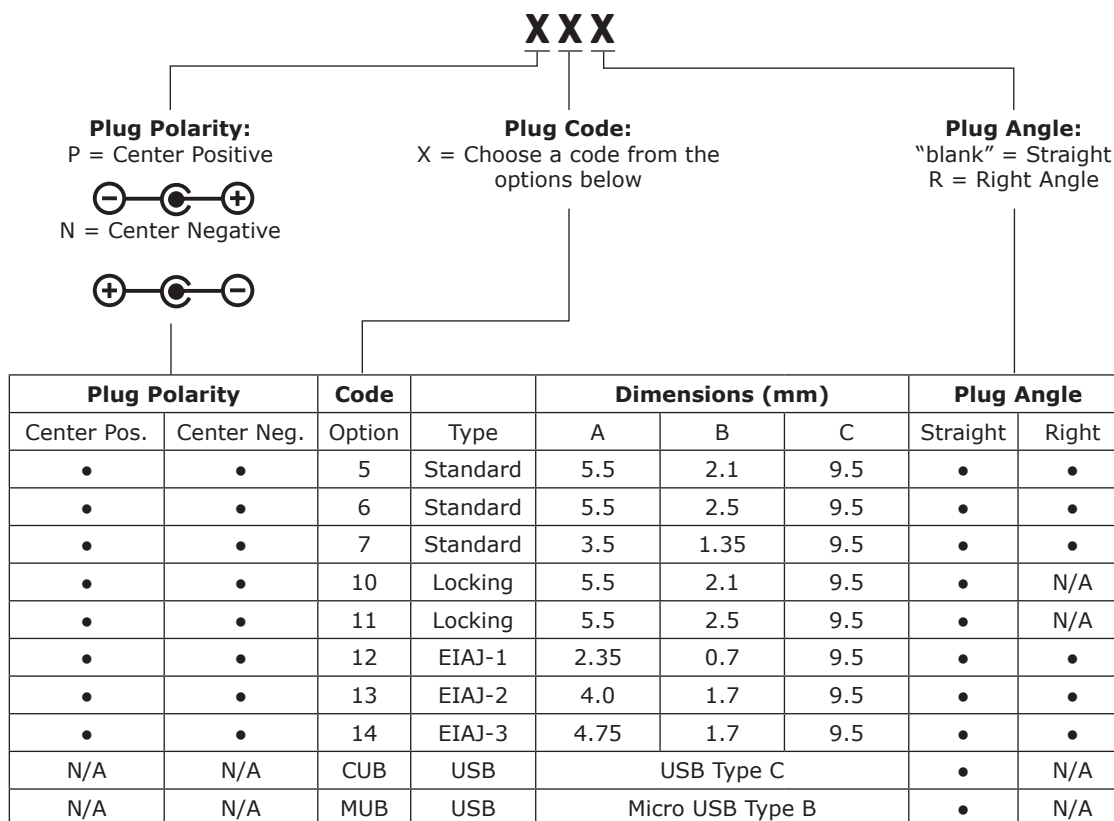
cord length



**Table 1**

MODEL NO.	CABLE	CORD LENGTH
SMI12-5	20 AWG/2C 2468	1,500 mm ±50
SMI12-9	22 AWG/2C 2468	1,500 mm ±50
SMI12-12	24 AWG/2C 2468	1,500 mm ±50

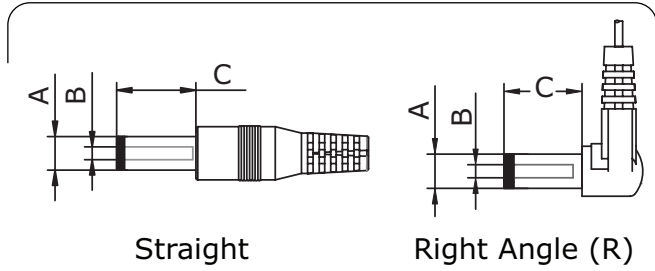
## DC PLUG TYPE PART NUMBER KEY



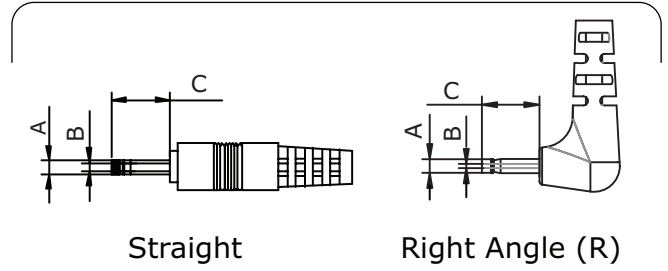
Note: 1. Contact CUI for additional plug options

## DC PLUG TYPE

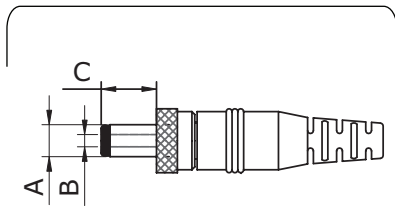
### Standard



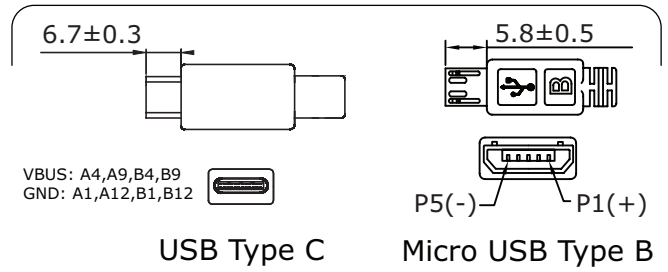
### EIAJ



### Locking



### USB



## REVISION HISTORY

---

rev.	description	date
1.0	initial release	07/09/2020

The revision history provided is for informational purposes only and is believed to be accurate.



**Headquarters**  
20050 SW 112th Ave.  
Tualatin, OR 97062  
**800.275.4899**

Fax 503.612.2383  
**cui.com**  
techsupport@cui.com

CUI offers a two (2) year limited warranty. Complete warranty information is listed on our website.

CUI reserves the right to make changes to the product at any time without notice. Information provided by CUI is believed to be accurate and reliable. However, no responsibility is assumed by CUI for its use, nor for any infringements of patents or other rights of third parties which may result from its use.

CUI products are not authorized or warranted for use as critical components in equipment that requires an extremely high level of reliability. A critical component is any component of a life support device or system whose failure to perform can be reasonably expected to cause the failure of the life support device or system, or to affect its safety or effectiveness.