



SITOP PSU6200/3AC/24VDC/5A

SITOP PSU6200 24 V/5 A stabilized power supply input: 400 - 500 V AC output: 24 V DC/5 A

General information	
Technical Product Detail Page	<a href="https://i.siemens.com/1P6EP3433-7SB00-0AX0">https://i.siemens.com/1P6EP3433-7SB00-0AX0</a>
input	
type of the power supply network	3-phase AC or DC
supply voltage at AC	
• minimum rated value	400 V
• maximum rated value	500 V
• initial value	323 V
• full-scale value	576 V
supply voltage at DC	500 ... 550 V
input voltage at DC	450 ... 600 V
buffering time for rated value of the output current in the event of power failure minimum	20 ms
operating condition of the mains buffering	at $V_{in} = 400\text{ V}$
line frequency	50/60 Hz
line frequency	47 ... 63 Hz
input current	
• at rated input voltage 400 V	0.33 A
• at rated input voltage 500 V	0.28 A
current limitation of inrush current at 25 °C maximum	22 A
fuse protection type in the feeder	three-poled coupled circuit breaker from 4 A characteristic C to 10 A characteristic C or circuit breaker 3RV2011-1EA10 (setting 4 A) or 3RV2711-1ED10 (UL 489)
output	
voltage curve at output	Controlled, isolated DC voltage
number of outputs	1
output voltage at DC rated value	24 V
output voltage	
• at output 1 at DC rated value	24 V
output voltage adjustable	Yes; via potentiometer
adjustable output voltage	24 ... 28 V; max. 120 W (144 W up to 45°C)
relative overall tolerance of the voltage	3 %
relative control precision of the output voltage	
• on slow fluctuation of input voltage	0.6 %
• on slow fluctuation of ohm loading	0.6 %
residual ripple	

<ul style="list-style-type: none"> <li>• maximum</li> </ul>	30 mV
<ul style="list-style-type: none"> <li>• typical</li> </ul>	20 mV
voltage peak	
<ul style="list-style-type: none"> <li>• maximum</li> </ul>	30 mV
<ul style="list-style-type: none"> <li>• typical</li> </ul>	20 mV
display version for normal operation	Green LED for 24 V OK
type of signal at output	Electronic contact (NO contact, contact rating 30 V DC/0.1 A) for DC O.K.
behavior of the output voltage when switching on	Overshoot of $V_{out} < 2\%$
response delay maximum	0.5 s
voltage increase time of the output voltage	
<ul style="list-style-type: none"> <li>• typical</li> </ul>	100 ms
output current	
<ul style="list-style-type: none"> <li>• rated value</li> </ul>	5 A
<ul style="list-style-type: none"> <li>• rated range</li> </ul>	0 ... 5 A; 6 A up to +45°C; +60 ... +70 °C: Derating 3%/K
supplied active power typical	120 W
short-term overload current	
<ul style="list-style-type: none"> <li>• on short-circuiting during the start-up typical</li> </ul>	6 A
<ul style="list-style-type: none"> <li>• at short-circuit during operation typical</li> </ul>	6 A
bridging of equipment	No
<b>efficiency</b>	
efficiency in percent	91.2 %
power loss [W]	
<ul style="list-style-type: none"> <li>• at rated output voltage for rated value of the output current typical</li> </ul>	11 W
<ul style="list-style-type: none"> <li>• during no-load operation maximum</li> </ul>	2 W
<b>closed-loop control</b>	
relative control precision of the output voltage at load step of resistive load 10/90/10 % typical	2 %
setting time	
<ul style="list-style-type: none"> <li>• load step 10 to 90% typical</li> </ul>	1 ms
<ul style="list-style-type: none"> <li>• load step 90 to 10% typical</li> </ul>	1 ms
<ul style="list-style-type: none"> <li>• maximum</li> </ul>	2 ms
<b>protection and monitoring</b>	
design of the overvoltage protection	< 32 V
property of the output short-circuit proof	Yes
design of short-circuit protection	Shutdown and periodic restart attempts
<ul style="list-style-type: none"> <li>• typical</li> </ul>	6 A
overcurrent overload capability	
<ul style="list-style-type: none"> <li>• in normal operation</li> </ul>	overload capability 150 % $I_{out}$ rated up to 5 s/min
<b>safety</b>	
galvanic isolation between input and output	Yes
galvanic isolation	Output voltage: SELV, ES1 (IEC 62368-1), DVC As (IEC 61204-7)
operating resource protection class	Class I
leakage current	
<ul style="list-style-type: none"> <li>• maximum</li> </ul>	3.5 mA
protection class IP	IP20
<b>EMC</b>	
standard	
<ul style="list-style-type: none"> <li>• for emitted interference</li> </ul>	EN 55022 Class B
<ul style="list-style-type: none"> <li>• for mains harmonics limitation</li> </ul>	EN 61000-3-2
<ul style="list-style-type: none"> <li>• for interference immunity</li> </ul>	EN 61000-6-2
<b>standards, specifications, approvals</b>	
certificate of suitability	
<ul style="list-style-type: none"> <li>• CE marking</li> </ul>	Yes
<ul style="list-style-type: none"> <li>• UL approval</li> </ul>	Yes; cULus-Listed (UL 508, CSA C22.2 No. 107.1), File E197259
<ul style="list-style-type: none"> <li>• UKCA marking</li> </ul>	Yes
<ul style="list-style-type: none"> <li>• EAC approval</li> </ul>	Yes
<ul style="list-style-type: none"> <li>• Regulatory Compliance Mark (RCM)</li> </ul>	Yes
<ul style="list-style-type: none"> <li>• NEC Class 2</li> </ul>	No

<ul style="list-style-type: none"> <li>SEMI F47</li> </ul>	Yes
type of certification	
<ul style="list-style-type: none"> <li>BIS</li> </ul>	Yes; R-41188271
<ul style="list-style-type: none"> <li>CB-certificate</li> </ul>	Yes
<b>standards, specifications, approvals hazardous environments</b>	
certificate of suitability	
<ul style="list-style-type: none"> <li>IECEX</li> </ul>	No
<ul style="list-style-type: none"> <li>ATEX</li> </ul>	No
<ul style="list-style-type: none"> <li>ULhazloc approval</li> </ul>	No
<ul style="list-style-type: none"> <li>FM registration</li> </ul>	No
<b>standards, specifications, approvals marine classification</b>	
shipbuilding approval	Yes
Marine classification association	
<ul style="list-style-type: none"> <li>American Bureau of Shipping Europe Ltd. (ABS)</li> </ul>	Yes
<ul style="list-style-type: none"> <li>French marine classification society (BV)</li> </ul>	No
<ul style="list-style-type: none"> <li>Det Norske Veritas (DNV)</li> </ul>	Yes
<ul style="list-style-type: none"> <li>Lloyds Register of Shipping (LRS)</li> </ul>	No
<b>standards, specifications, approvals Environmental Product Declaration</b>	
Environmental Product Declaration	Yes
global warming potential [CO <sub>2</sub> eq]	
<ul style="list-style-type: none"> <li>total</li> </ul>	296.6 kg
<ul style="list-style-type: none"> <li>during manufacturing</li> </ul>	18 kg
<ul style="list-style-type: none"> <li>during operation</li> </ul>	278.1 kg
<ul style="list-style-type: none"> <li>after end of life</li> </ul>	0.3 kg
Siemens Eco Profile (SEP)	Siemens EcoTech
<b>ambient conditions</b>	
ambient temperature	
<ul style="list-style-type: none"> <li>during operation</li> </ul>	-30 ... +70 °C; with natural convection a monotonically increasing start-up from -25 °C, safe start-up from -40 °C
<ul style="list-style-type: none"> <li>during transport</li> </ul>	-40 ... +85 °C
<ul style="list-style-type: none"> <li>during storage</li> </ul>	-40 ... +85 °C
environmental category according to IEC 60721	Climate class 3K3, 5 ... 95% no condensation
<b>connection method</b>	
type of electrical connection	push-in terminals
<ul style="list-style-type: none"> <li>at input</li> </ul>	L1, L2, L3, PE: push-in for 0.5 ... 6 mm <sup>2</sup>
<ul style="list-style-type: none"> <li>at output</li> </ul>	+1, +2, -1, -2, -3: push-in for 0.5 ... 2.5 mm <sup>2</sup>
<ul style="list-style-type: none"> <li>for auxiliary contacts</li> </ul>	13, 14 (alarm signal): 1 push-in terminal each for 0.2 ... 1.5 mm <sup>2</sup>
<b>mechanical data</b>	
width × height × depth of the enclosure	35 × 135 × 125 mm
installation width × mounting height	35 mm × 225 mm
required spacing	
<ul style="list-style-type: none"> <li>top</li> </ul>	45 mm
<ul style="list-style-type: none"> <li>bottom</li> </ul>	45 mm
<ul style="list-style-type: none"> <li>left</li> </ul>	0 mm
<ul style="list-style-type: none"> <li>right</li> </ul>	0 mm
fastening method	Snaps onto DIN rail EN 60715 35x7.5/15
<ul style="list-style-type: none"> <li>DIN-rail mounting</li> </ul>	Yes
<ul style="list-style-type: none"> <li>S7 rail mounting</li> </ul>	No
<ul style="list-style-type: none"> <li>wall mounting</li> </ul>	No
housing can be lined up	Yes
net weight	0.7 kg
<b>accessories</b>	
electrical accessories	Buffer module, redundancy module
mechanical accessories	Identification labels SIMATIC ET 200SP 6ES7193-6LF30-0AW0
<b>further information internet links</b>	
internet link	
<ul style="list-style-type: none"> <li>to website: Industry Mall</li> </ul>	<a href="https://mall.industry.siemens.com">https://mall.industry.siemens.com</a>
<ul style="list-style-type: none"> <li>to web page: selection aid TIA Selection Tool</li> </ul>	<a href="https://www.siemens.com/tstcloud">https://www.siemens.com/tstcloud</a>
<ul style="list-style-type: none"> <li>to web page: power supplies</li> </ul>	<a href="https://siemens.com/sitop">https://siemens.com/sitop</a>

- to website: CAx-Download-Manager
- to website: Industry Online Support

<https://siemens.com/cax>  
<https://support.industry.siemens.com>




identification link	Yes; acc. to IEC 61406-1:2022
---------------------	-------------------------------






<b>additional information</b>	
other information	Specifications at rated input voltage and ambient temperature +25 °C (unless otherwise specified)

<b>security information</b>	
security information	Siemens provides products and solutions with industrial cybersecurity functions that support the secure operation of plants, systems, machines and networks. In order to protect plants, systems, machines and networks against cyber threats, it is necessary to implement - and continuously maintain - a holistic, state-of-the-art industrial cybersecurity concept. Siemens' products and solutions constitute one element of such a concept. Customers are responsible for preventing unauthorized access to their plants, systems, machines and networks. Such systems, machines and components should only be connected to an enterprise network or the internet if and to the extent such a connection is necessary and only when appropriate security measures (e.g. firewalls and/or network segmentation) are in place. For additional information on industrial cybersecurity measures that may be implemented, please visit <a href="http://www.siemens.com/cybersecurity-industry">www.siemens.com/cybersecurity-industry</a> . Siemens' products and solutions undergo continuous development to make them more secure. Siemens strongly recommends that product updates are applied as soon as they are available and that the latest product versions are used. Use of product versions that are no longer supported, and failure to apply the latest updates may increase customer's exposure to cyber threats. To stay informed about product updates, subscribe to the Siemens Industrial Cybersecurity RSS Feed under <a href="https://www.siemens.com/cert">https://www.siemens.com/cert</a> . (V4.7)

Classifications			
		Version	Classification
	eClass	14	27-04-07-01
	eClass	12	27-04-07-01
	eClass	9.1	27-04-07-01
	eClass	9	27-04-07-01
	eClass	8	27-04-90-02
	eClass	7.1	27-04-90-02
	eClass	6	27-04-90-02
	ETIM	10	EC002540
	ETIM	9	EC002540
	ETIM	8	EC002540
	ETIM	7	EC002540
	IDEA	4	4130
	UNSPSC	15	39-12-10-04

Approvals Certificates	
Environmental Product Declaration	
<ul style="list-style-type: none"> <li>• global warming potential [CO2 eq] / during manufacturing</li> <li>• global warming potential [CO2 eq] / during operation</li> <li>• global warming potential [CO2 eq] / after end of life</li> <li>• global warming potential [CO2 eq] / total</li> </ul>	<p>18 kg  278.1 kg  0.3 kg  296.6 kg</p>

<b>Environment</b>	<b>General Product Approval</b>
  	 <a href="#">Manufacturer Declaration</a> <a href="#">Declaration of Conformity</a>

<b>General Product Approval</b>					
		<a href="#">China RoHS</a>			

[BIS CRS](#)



---

last modified:

5/5/2026