



Fault signal contact, 2 NO for miniature circuit breaker 5SL, 5SY, 5SP RCBO 5SU1, FI 5SV (for 5SU1 handle coupler 5ST3805-1 is required)

Figure similar

Model	
product brand name	SENTRON
product designation	Fault signal contact
design of the product	Mountable
design of the product factory mounted	No
electrical endurance (operating cycles) typical	10 000
Voltage	
insulation voltage rated value	440 V
surge voltage resistance rated value	4 kV
Current	
operational current at DC rated value	0.01 A
Supply voltage	
supply voltage at DC rated value	
• minimum	12 V
operating voltage	
• rated value	400 V
• at AC rated value minimum	12 V
• at DC rated value minimum	12 V
protection class IP	IP20
Control current	
type of voltage of control voltage	AC/DC
Product details	
product component	
• fault signal contact	Yes
number of fault signal contacts	1
number of NC contacts	0
number of NO contacts	2
number of CO contacts	0
product extension can be mounted	Universal
product extension	Fault signal contact
Connections	
connectable conductor cross-section	
• minimum	0.5 mm ²
• maximum	2.5 mm ²
AWG number as coded connectable conductor cross section	
• minimum	24
• maximum	12

tightening torque with screw-type terminals	
<ul style="list-style-type: none"> • maximum 	0.5 N·m
Mechanical Design	
height	90 mm
width	9 mm
depth	70 mm
number of modular width units	1
Net Weight	63 g
Environmental conditions	
standard	IEC/EN60947-5-1; IEC/EN62019
ambient temperature during operation	
<ul style="list-style-type: none"> • minimum • maximum 	-25 °C 55 °C
ambient temperature during storage minimum	-40 °C

Approvals Certificates

Environment	General Product Approval
-------------	--------------------------

[Environmental Con-
firmations](#)

[Environmental Con-
firmations](#)



General Product Approval



[Miscellaneous](#)



[Confirmation](#)



General Product Ap- proval	Maritime application	other
-------------------------------	----------------------	-------



[Confirmation](#)

[Miscellaneous](#)

Railway

[Special Test Certific-
ate](#)

Further information

Information on the packaging

<https://support.industry.siemens.com/cs/ww/en/view/109813875>

Information for data generation and storage

<https://support.industry.siemens.com/cs/ww/en/view/109995012>

Information- and Downloadcenter (Catalogs, Brochures,...)

<https://www.siemens.com/lowvoltage/catalogs>

Industry Mall (Online ordering system)

<https://mall.industry.siemens.com/mall/en/en/Catalog/product?mlfb=5ST3021>

Service&Support (Manuals, Certificates, Characteristics, FAQs,...)

<https://support.industry.siemens.com/cs/ww/en/ps/5ST3021>

Image database (product images, 2D dimension drawings, 3D models, device circuit diagrams, ...)

https://www.automation.siemens.com/bilddb/cax_en.aspx?mlfb=5ST3021

CAx-Online-Generator

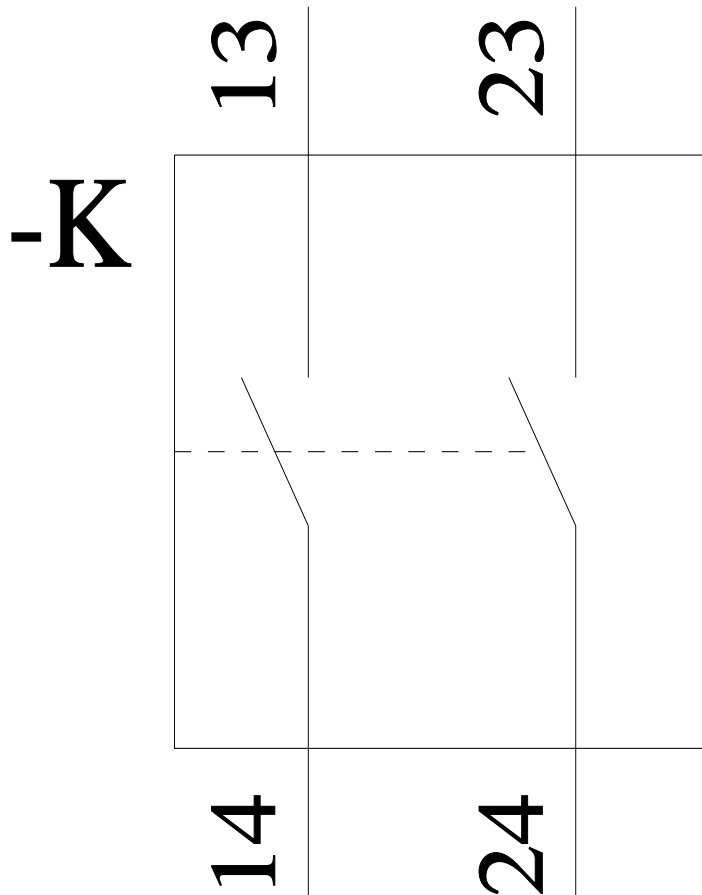
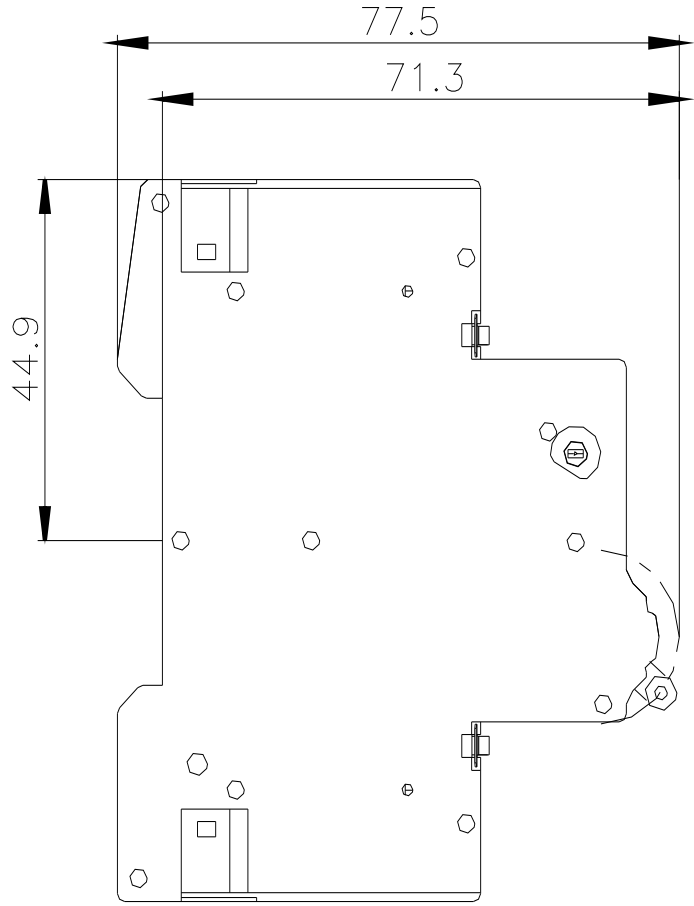
<https://www.siemens.com/cax>

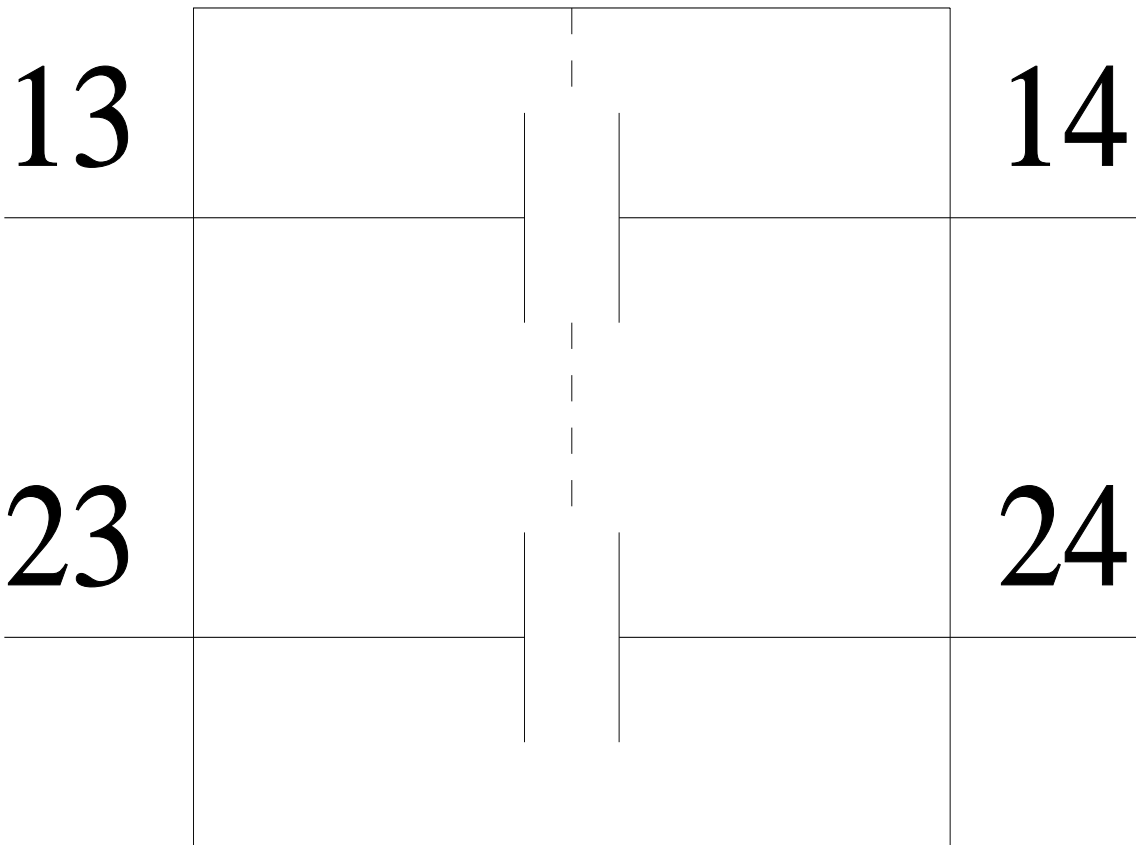
Tender specifications

<https://www.siemens.com/specifications>

Characteristic curves

https://curves.simaris.siemens.com/curves/<mmp_prod_noCOMP="HAUPT"></mmp_prod_no>





last modified:

5/5/2026 