



auxiliary switch 2 NO, for miniature circuit breaker according to UL 489

Model	
product brand name	SENTRON
product designation	auxiliary switches
design of the product	Mountable
design of the product factory mounted	No
electrical endurance (operating cycles) typical	6 000
Voltage	
insulation voltage rated value	440 V
surge voltage resistance rated value	4 kV
Current	
operational current at DC rated value	0.01 A
Supply voltage	
supply voltage at DC rated value	
• minimum	12 V
operating voltage	
• rated value	480 V
• at AC rated value minimum	12 V
• at DC rated value minimum	12 V
protection class IP	IP20
Control current	
type of voltage of control voltage	AC/DC
Product details	
product component	
• auxiliary switch	Yes
number of fault signal contacts	0
number of NC contacts	0
number of NO contacts	2
number of CO contacts	0
product extension can be mounted	Circuit breaker
product extension	auxiliary switch
Connections	
connectable conductor cross-section	
• minimum	0.5 mm ²
• maximum	2.5 mm ²
AWG number as coded connectable conductor cross section	
• minimum	24
• maximum	12
tightening torque with screw-type terminals	

• maximum

0.5 N·m

Mechanical Design

height	110 mm
width	9 mm
depth	70 mm
number of modular width units	1
Net Weight	82 g

Environmental conditions

standard	IEC/EN60947-5-1; IEC/EN62019; UL489
----------	-------------------------------------

Approvals Certificates

Environment	General Product Approval
-------------	--------------------------

[Environmental Con-
firmations](#)

[Environmental Con-
firmations](#)



General Product Approval



[Miscellaneous](#)



[Confirmation](#)



Maritime application

other



[Confirmation](#)

Further information

Information on the packaging

<https://support.industry.siemens.com/cs/ww/en/view/109813875>

Information for data generation and storage

<https://support.industry.siemens.com/cs/ww/en/view/109995012>

Information- and Downloadcenter (Catalogs, Brochures,...)

<https://www.siemens.com/lowvoltage/catalogs>

Industry Mall (Online ordering system)

<https://mall.industry.siemens.com/mall/en/en/Catalog/product?mlfb=5ST3011-0HG>

Service&Support (Manuals, Certificates, Characteristics, FAQs,...)

<https://support.industry.siemens.com/cs/ww/en/ps/5ST3011-0HG>

Image database (product images, 2D dimension drawings, 3D models, device circuit diagrams, ...)

https://www.automation.siemens.com/bilddb/cax_en.aspx?mlfb=5ST3011-0HG

CAX-Online-Generator

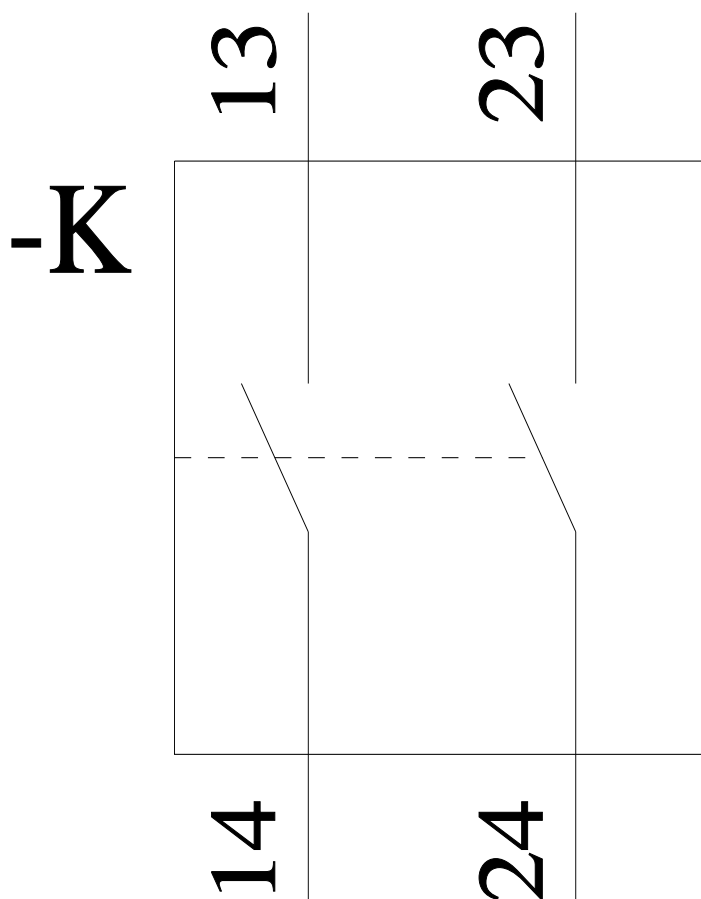
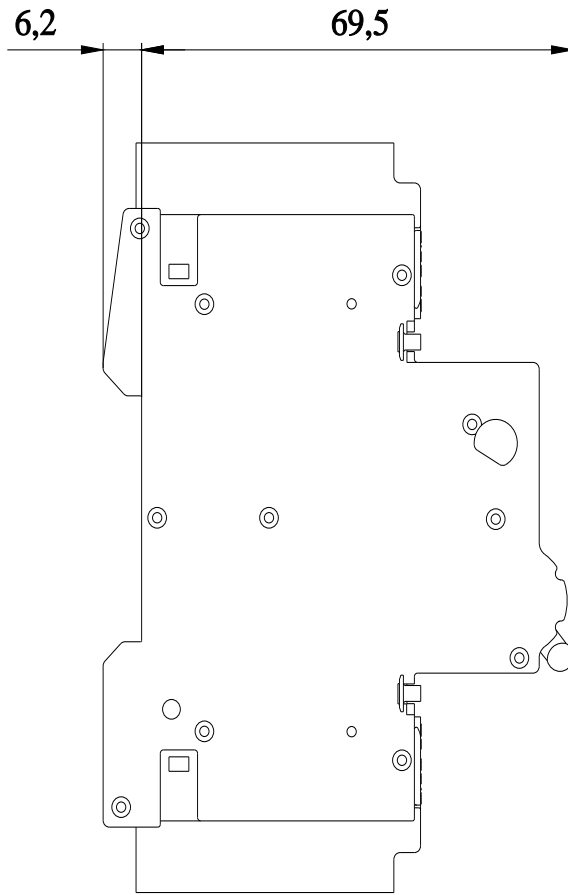
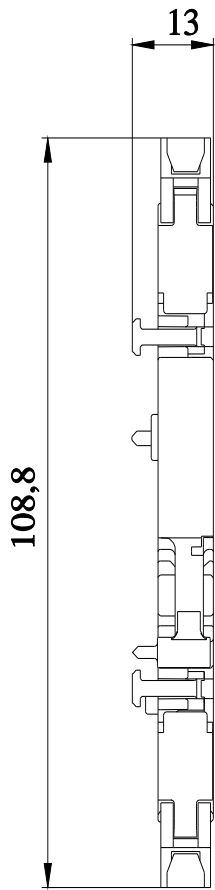
<https://www.siemens.com/cax>

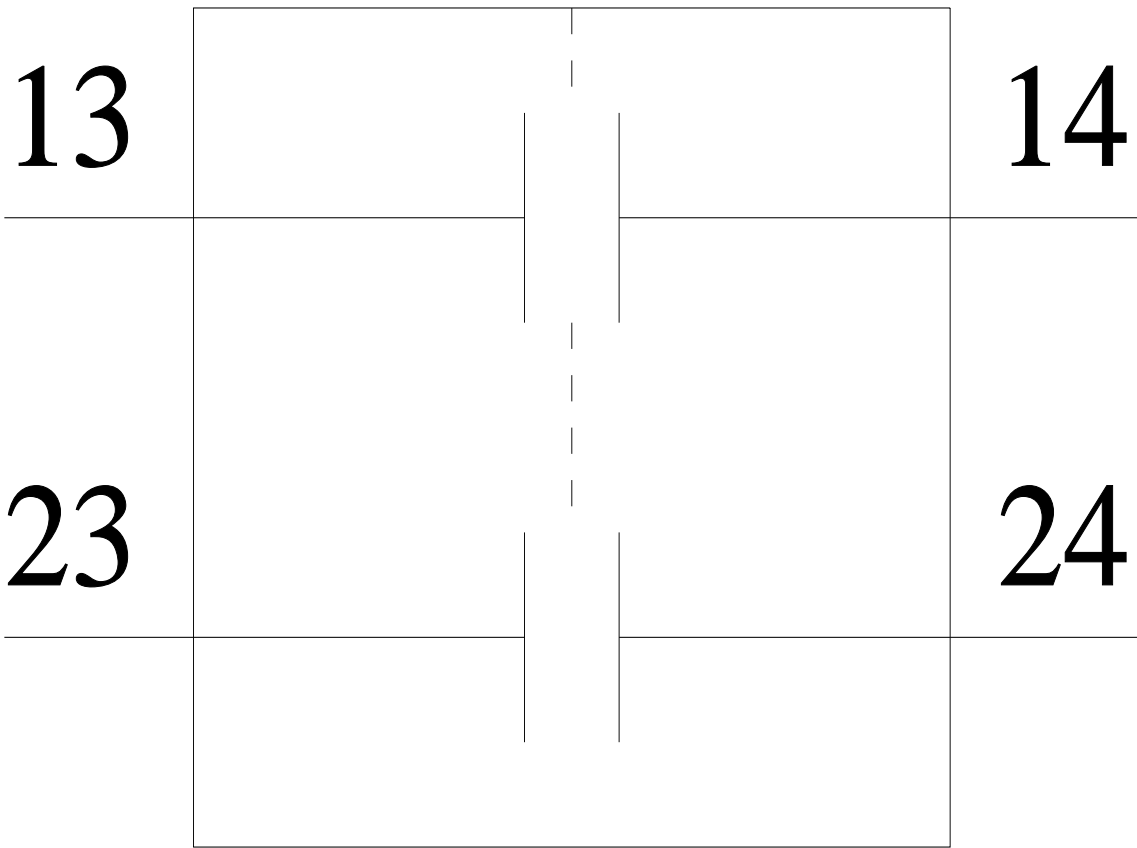
Tender specifications

<https://www.siemens.com/specifications>

Characteristic curves

[https://curves.simaris.siemens.com/curves/<mmp_prod_noCOMP="HAUPT"></mmp_prod_no>](https://curves.simaris.siemens.com/curves/<mmp_prod_noCOMP=)





last modified:

5/5/2026 

