



Load feeder fuseless, Direct-on-line starting 400 V AC, Size S00 9.00...12.5 A 230 V AC screw terminal for 60 mm busbar systems Type of coordination 1, I_q = 150 kA 1 NO (contactor)

product brand name	SIRIUS
product designation	Direct (on-line) starter
design of the product	for 60 mm busbars
product type designation	3RA21
manufacturer's article number	
<ul style="list-style-type: none"> • of the supplied contactor • of the supplied circuit-breakers • of the supplied busbar adapter • of the supplied link module 	3RT2017-1AP01 3RV2011-1KA10 8US1251-5DS10 3RA1921-1DA00
General technical data	
size of the circuit-breaker	S00
size of load feeder	S00
power loss [W] for rated value of the current	
<ul style="list-style-type: none"> • at AC in hot operating state per pole • without load current share typical 	3.6 W 5.7 W
type of calculation of power loss current-dependent	quadratic
insulation voltage with degree of pollution 3 at AC rated value	690 V
surge voltage resistance rated value	6 kV
degree of protection NEMA rating	other
shock resistance according to IEC 60068-2-27	6 g / 11 ms
mechanical service life (operating cycles) of contactor typical	30 000 000
type of coordination	1
reference code according to IEC 81346-2:2019	Q
Substance Prohibitance (day/month/year)	10/01/2009
Net Weight	1 kg
Ambient conditions	
ambient temperature	
<ul style="list-style-type: none"> • during operation • during storage • during transport 	-20 ... +60 °C -50 ... +80 °C -50 ... +80 °C
temperature compensation	-20 ... +60 °C
relative humidity during operation	10 ... 95 %
Main circuit	
number of poles for main current circuit	3
design of the switching contact	electromechanical
adjustable current response value current of the current-dependent overload release	9 ... 12.5 A
operating voltage	
<ul style="list-style-type: none"> • rated value 	690 V

<ul style="list-style-type: none"> • at AC-3 rated value maximum 	690 V
<ul style="list-style-type: none"> • at AC-3e rated value maximum 	690 V
operating frequency rated value	50 ... 60 Hz
operational current	
<ul style="list-style-type: none"> • at AC-3 at 400 V rated value 	12 A
<ul style="list-style-type: none"> • at AC-3e at 400 V rated value 	12 A
operating power	
<ul style="list-style-type: none"> • at AC-3 <ul style="list-style-type: none"> — at 400 V rated value 	5 500 W
<ul style="list-style-type: none"> • at AC-3e <ul style="list-style-type: none"> — at 400 V rated value 	5 500 W
Control circuit/ Control	
type of voltage of the control supply voltage	AC
control supply voltage at AC	
<ul style="list-style-type: none"> • at 50 Hz rated value 	230 V
<ul style="list-style-type: none"> • at 60 Hz rated value 	230 V
apparent holding power of magnet coil at AC	5.7 VA
<ul style="list-style-type: none"> • at 50 Hz 	5.7 VA
<ul style="list-style-type: none"> • at 60 Hz 	4.4 VA
inductive power factor with the holding power of the coil	0.25
<ul style="list-style-type: none"> • at 50 Hz 	0.25
<ul style="list-style-type: none"> • at 60 Hz 	0.25
Auxiliary circuit	
product extension auxiliary switch	Yes
Protective and monitoring functions	
trip class	CLASS 10
design of the overload release	thermal (bimetallic)
response value current of instantaneous short-circuit trip unit	163 A
UL/CSA ratings	
full-load current (FLA) for 3-phase AC motor	
<ul style="list-style-type: none"> • at 480 V rated value 	11 A
<ul style="list-style-type: none"> • at 600 V rated value 	11 A
yielded mechanical performance [hp]	
<ul style="list-style-type: none"> • for single-phase AC motor <ul style="list-style-type: none"> — at 110/120 V rated value 	0.5 hp
<ul style="list-style-type: none"> <ul style="list-style-type: none"> — at 230 V rated value 	2 hp
<ul style="list-style-type: none"> • for 3-phase AC motor <ul style="list-style-type: none"> — at 200/208 V rated value 	3 hp
<ul style="list-style-type: none"> <ul style="list-style-type: none"> — at 220/230 V rated value 	3 hp
<ul style="list-style-type: none"> <ul style="list-style-type: none"> — at 460/480 V rated value 	7.5 hp
<ul style="list-style-type: none"> <ul style="list-style-type: none"> — at 575/600 V rated value 	10 hp
Short-circuit protection	
product function short circuit protection	Yes
design of the short-circuit trip	magnetic
conditional short-circuit current (I_q)	
<ul style="list-style-type: none"> • at 400 V according to IEC 60947-4-1 rated value 	150 000 A
Installation/ mounting/ dimensions	
mounting position	vertical
fastening method	for snapping onto 60 mm busbar systems
height	203 mm
width	45 mm
depth	155 mm
required spacing	
<ul style="list-style-type: none"> • for grounded parts <ul style="list-style-type: none"> — forwards 	20 mm
<ul style="list-style-type: none"> <ul style="list-style-type: none"> — backwards 	0 mm
<ul style="list-style-type: none"> <ul style="list-style-type: none"> — upwards 	50 mm
<ul style="list-style-type: none"> <ul style="list-style-type: none"> — at the side 	20 mm
<ul style="list-style-type: none"> <ul style="list-style-type: none"> — downwards 	10 mm

- for live parts
 - forwards 20 mm
 - backwards 0 mm
 - upwards 50 mm
 - downwards 10 mm
 - at the side 20 mm

Connections/ Terminals

- type of electrical connection**
- for main current circuit screw-type terminals
 - for auxiliary and control circuit screw-type terminals

Safety related data

- product function suitable for safety function Yes
- Electrical Safety
- touch protection on the front according to IEC 60529** finger-safe, for vertical contact from the front

Communication/ Protocol

- protocol is supported**
- PROFINET IO protocol No
 - PROFIsafe protocol No
- protocol is supported AS-Interface protocol No

Approvals Certificates

Environment	General Product Approval	For use in hazardous locations
-------------	--------------------------	--------------------------------

[Environmental Confirmations](#)



Test Certificates

Maritime application

[Type Test Certificates/Test Report](#)

[Special Test Certificate](#)



Maritime application

other



[Confirmation](#)

[Confirmation](#)



Railway

[Special Test Certificate](#)

Further information

Information on the packaging

<https://support.industry.siemens.com/cs/ww/en/view/109813875>

Information for data generation and storage

<https://support.industry.siemens.com/cs/ww/en/view/109995012>

Information- and Downloadcenter (Catalogs, Brochures,...)

<https://www.siemens.com/ic10>

Industry Mall (Online ordering system)

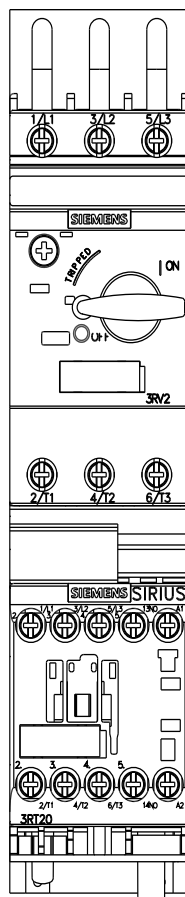
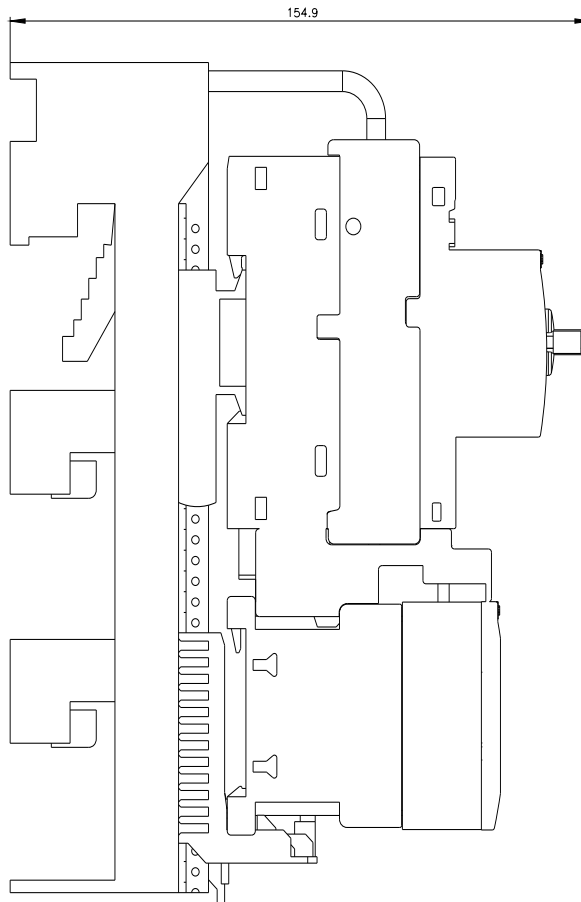
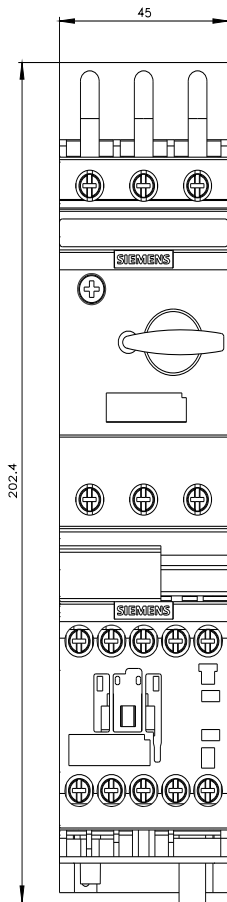
<https://mall.industry.siemens.com/mall/en/en/Catalog/product?mlfb=3RA2110-1KD17-1AP0>

Service&Support (Manuals, Certificates, Characteristics, FAQs,...)

<https://support.industry.siemens.com/cs/ww/en/ps/3RA2110-1KD17-1AP0>

Image database (product images, 2D dimension drawings, 3D models, device circuit diagrams, EPLAN macros, ...)

https://www.automation.siemens.com/bilddb/cax_de.aspx?mlfb=3RA2110-1KD17-1AP0&lang=en





last modified:

4/24/2026 