

!!! phased-out product !!! the preferred successor is 3RQ4118-1AF01 output coupler with plug-in relay, 1 CO, hard gold-plated screw terminal 230 V AC/DC enclosure width 6.2 mm thermal current 6 A

<b>product brand name</b>	SIRIUS
<b>product category</b>	SIRIUS 3RQ3 coupling relays in slim design
<b>product designation</b>	Coupling relays with plug-in relay
<b>design of the product</b>	Output coupling link
<b>product type designation</b>	3RQ3
<b>General technical data</b>	
<b>display version LED</b>	Yes
<b>product feature protective coating on printed-circuit board</b>	No
<b>product component</b>	
• relay output	Yes
• semi-conductor output	No
<b>consumed active power</b>	1 W
insulation voltage for overvoltage category III according to IEC 60664 with degree of pollution 3 rated value	300 V
<b>surge voltage resistance rated value</b>	4 kV
<b>maximum permissible voltage for protective separation</b>	
• between control and auxiliary circuit	300 V
<b>percental drop-out voltage related to the input voltage</b>	10 %
<b>flammability class of enclosure material</b>	UL94 V-0
<b>shock resistance</b>	
• according to IEC 60068-2-27	sinusoidal half-wave 15 g / 11 ms
<b>vibration resistance</b>	
• according to IEC 60068-2-6	6 ... 150 Hz: 2 g
<b>operating frequency maximum</b>	72 000 1/h
<b>switching behavior</b>	monostable
<b>mechanical service life (operating cycles) typical</b>	10 000 000
<b>thermal current</b>	6 A
<b>reference code according to IEC 81346-2</b>	K
<b>Substance Prohibitance (day/month/year)</b>	03/25/2015
<b>Net Weight</b>	0.035 kg
<b>Control circuit/ Control</b>	
<b>control supply voltage at AC</b>	
• at 50 Hz rated value	230 V
• at 60 Hz rated value	230 V
<b>control supply voltage frequency</b>	
• 1 rated value	50 Hz
• 2 rated value	60 Hz
<b>control supply voltage at DC rated value</b>	230 V
<b>operating range factor control supply voltage rated value at DC</b>	
• initial value	0.8
• full-scale value	1.1
<b>operating range factor control supply voltage rated value at AC at 50 Hz</b>	
• initial value	0.8
• full-scale value	1.1
<b>operating range factor control supply voltage rated value at AC at 60 Hz</b>	
• initial value	0.8
• full-scale value	1.1





<b>ON-delay time</b>	
• at AC maximum	9 ms
• at DC maximum	8 ms
<b>OFF-delay time maximum</b>	19 ms
<b>Mechanical data</b>	
<b>product component plug-in socket</b>	Yes
<b>design of the relay operating mechanism</b>	poled
<b>Short-circuit protection</b>	
design of the fuse link for short-circuit protection of the auxiliary switch required	fuse gG: 4 A
<b>Auxiliary circuit</b>	
<b>type of switching contact</b>	Changeover contact
<b>material of switching contacts</b>	AgSnO <sub>2</sub> hard gold-plated
number of CO contacts for auxiliary contacts	1
<b>operational current of auxiliary contacts at AC-15</b>	
• at 24 V	3 A
• at 250 V	3 A
<b>operational current of auxiliary contacts at DC-13</b>	
• at 24 V	1 A
• at 125 V	0.2 A
• at 250 V	0.1 A
<b>contact reliability of auxiliary contacts</b>	one incorrect switching operation of 100 million switching operations (5 V, 1 mA)
<b>Main circuit</b>	
<b>type of voltage</b>	AC/DC
<b>Inputs/ Outputs</b>	
<b>property of the output short-circuit proof</b>	No
ampacity of the output relay at AC-15 at 250 V at 50/60 Hz	3 A
<b>ampacity of the output relay at DC-13</b>	
• at 24 V	1 A
• at 125 V	0.2 A
• at 250 V	0.1 A
<b>Electromagnetic compatibility</b>	
EMC emitted interference according to IEC 60947-1	ambience A (industrial sector)
EMC immunity according to IEC 60947-1	corresponds to degree of severity 3
<b>conducted interference</b>	
• due to burst according to IEC 61000-4-4	2 kV
• due to conductor-earth surge according to IEC 61000-4-5	2 kV
• due to conductor-conductor surge according to IEC 61000-4-5	1 kV
<b>field-based interference according to IEC 61000-4-3</b>	10 V/m
<b>electrostatic discharge according to IEC 61000-4-2</b>	6 kV contact discharge / 8 kV air discharge
<b>Display</b>	
display version as status display by LED	LED green
<b>Connections/ Terminals</b>	
<b>product function removable terminal</b>	No
<b>type of electrical connection</b>	
• for auxiliary and control circuit	screw-type terminals
<b>type of connectable conductor cross-sections</b>	
• solid	1x (0.25 ... 2.5 mm <sup>2</sup> )
• finely stranded with core end processing	1x (0.25 ... 1.5 mm <sup>2</sup> )
• for AWG cables solid	1x (20 ... 14)
<b>connectable conductor cross-section</b>	
• solid	0.25 ... 2.5 mm <sup>2</sup>
• finely stranded with core end processing	0.25 ... 1.5 mm <sup>2</sup>
<b>AWG number as coded connectable conductor cross section</b>	
• solid	20 ... 14
tightening torque with screw-type terminals	0.5 ... 0.6 N·m

Installation/ mounting/ dimensions	
mounting position	any
fastening method	snap-on mounting
height	93 mm
width	6.2 mm
depth	76 mm
required spacing	
<ul style="list-style-type: none"> <li>• with side-by-side mounting <ul style="list-style-type: none"> <li>— forwards 0 mm</li> <li>— backwards 0 mm</li> <li>— upwards 0 mm</li> <li>— downwards 0 mm</li> <li>— at the side 0 mm</li> </ul> </li> <li>• for grounded parts <ul style="list-style-type: none"> <li>— forwards 0 mm</li> <li>— backwards 0 mm</li> <li>— upwards 0 mm</li> <li>— at the side 0 mm</li> <li>— downwards 0 mm</li> </ul> </li> <li>• for live parts <ul style="list-style-type: none"> <li>— forwards 0 mm</li> <li>— backwards 0 mm</li> <li>— upwards 0 mm</li> <li>— downwards 0 mm</li> <li>— at the side 0 mm</li> </ul> </li> </ul>	

Ambient conditions	
installation altitude at height above sea level maximum	2 000 m
ambient temperature	
<ul style="list-style-type: none"> <li>• during operation -25 ... +60 °C</li> <li>• during storage -40 ... +85 °C</li> <li>• during transport -40 ... +85 °C</li> </ul>	
relative humidity during operation	10 ... 95 %

### Approvals Certificates

Environment	General Product Approval				
<a href="#">Environmental Confirmations</a>					

EMV	Test Certificates	Maritime application	other
			

### Further information

Information on the packaging  
<https://support.industry.siemens.com/cs/ww/en/view/109813875>  
Information for data generation and storage  
<https://support.industry.siemens.com/cs/ww/en/view/109995012>  
Information- and Downloadcenter (Catalogs, Brochures,...)  
<https://www.siemens.com/ic10>  
Industry Mall (Online ordering system)  
<https://mall.industry.siemens.com/mall/en/en/Catalog/product?mlfb=3RQ3118-1AF01>  
Cax online generator  
<https://support.automation.siemens.com/WW/CAXorder/default.aspx?lang=en&mlfb=3RQ3118-1AF01>  
Service&Support (Manuals, Certificates, Characteristics, FAQs,...)  
<https://support.industry.siemens.com/cs/ww/en/ps/3RQ3118-1AF01>  
Image database (product images, 2D dimension drawings, 3D models, device circuit diagrams, EPLAN macros, ...)  
[https://www.automation.siemens.com/bilddb/cax\\_de.aspx?mlfb=3RQ3118-1AF01&lang=en](https://www.automation.siemens.com/bilddb/cax_de.aspx?mlfb=3RQ3118-1AF01&lang=en)

---

last modified:

4/9/2026 