

!!! phased-out product !!! the preferred successor is 3RQ4038-1AE01 input coupler relay coupler, 1 change-over contact hard gold-plated contacts 115 V AC/DC screw terminal width 6.2 mm thermal current 6 A


product brand name	SIRIUS
product category	SIRIUS 3RQ3 coupling relays in slim design
product designation	Coupling relays with relay output (not plug-in)
design of the product	Input coupling link
product type designation	3RQ3
General technical data	
display version LED	Yes
product feature protective coating on printed-circuit board	No
product component	
• relay output	Yes
• semi-conductor output	No
consumed active power	0.5 W
insulation voltage for overvoltage category III according to IEC 60664 with degree of pollution 3 rated value	300 V
surge voltage resistance rated value	4 kV
maximum permissible voltage for protective separation	
• between control and auxiliary circuit	300 V
percental drop-out voltage related to the input voltage	9.6 %
flammability class of enclosure material	UL94 V-0
shock resistance	
• according to IEC 60068-2-27	sinusoidal half-wave 15 g / 11 ms
vibration resistance	
• according to IEC 60068-2-6	6 ... 150 Hz: 2 g
operating frequency maximum	72 000 1/h
switching behavior	monostable
mechanical service life (operating cycles) typical	10 000 000
thermal current	6 A
reference code according to IEC 81346-2	K
Substance Prohibitance (day/month/year)	03/25/2015
Net Weight	0.034 g
Control circuit/ Control	
control supply voltage at AC	
• at 50 Hz rated value	115 V
• at 60 Hz rated value	115 V
control supply voltage frequency	
• 1 rated value	50 Hz
• 2 rated value	60 Hz
control supply voltage at DC rated value	115 V
operating range factor control supply voltage rated value at DC	
• initial value	0.8
• full-scale value	1.1
operating range factor control supply voltage rated value at AC at 50 Hz	
• initial value	0.8
• full-scale value	1.1
operating range factor control supply voltage rated value at AC at 60 Hz	
• initial value	0.8
• full-scale value	1.1





ON-delay time	
• at AC maximum	8 ms
• at DC maximum	6 ms
OFF-delay time maximum	17 ms
Mechanical data	
product component plug-in socket	No
design of the relay operating mechanism	poled
Short-circuit protection	
design of the fuse link for short-circuit protection of the auxiliary switch required	fuse gG: 4 A
Auxiliary circuit	
type of switching contact	Changeover contact
material of switching contacts	AgSnO ₂ hard gold-plated
number of CO contacts for auxiliary contacts	1
operational current of auxiliary contacts at AC-15	
• at 24 V	3 A
• at 250 V	3 A
operational current of auxiliary contacts at DC-13	
• at 24 V	1 A
• at 125 V	0.2 A
• at 250 V	0.1 A
contact reliability of auxiliary contacts	one incorrect switching operation of 100 million switching operations (5 V, 1 mA)
Main circuit	
type of voltage	AC/DC
Inputs/ Outputs	
property of the output short-circuit proof	No
ampacity of the output relay at AC-15 at 250 V at 50/60 Hz	3 A
ampacity of the output relay at DC-13	
• at 24 V	1 A
• at 125 V	0.2 A
• at 250 V	0.1 A
Electromagnetic compatibility	
EMC emitted interference according to IEC 60947-1	ambience A (industrial sector)
EMC immunity according to IEC 60947-1	corresponds to degree of severity 3
conducted interference	
• due to burst according to IEC 61000-4-4	2 kV
• due to conductor-earth surge according to IEC 61000-4-5	2 kV
• due to conductor-conductor surge according to IEC 61000-4-5	1 kV
field-based interference according to IEC 61000-4-3	10 V/m
electrostatic discharge according to IEC 61000-4-2	6 kV contact discharge / 8 kV air discharge
Display	
display version as status display by LED	LED green
Connections/ Terminals	
product function removable terminal	No
type of electrical connection	
• for auxiliary and control circuit	screw-type terminals
type of connectable conductor cross-sections	
• solid	1x (0.25 ... 2.5 mm ²)
• finely stranded with core end processing	1x (0.25 ... 1.5 mm ²)
• for AWG cables solid	1x (20 ... 14)
connectable conductor cross-section	
• solid	0.25 ... 2.5 mm ²
• finely stranded with core end processing	0.25 ... 1.5 mm ²
AWG number as coded connectable conductor cross section	
• solid	20 ... 14
tightening torque with screw-type terminals	0.5 ... 0.6 N·m

Installation/ mounting/ dimensions	
mounting position	any
fastening method	snap-on mounting
height	93 mm
width	6.2 mm
depth	72.5 mm
required spacing	
<ul style="list-style-type: none"> • with side-by-side mounting <ul style="list-style-type: none"> — forwards 0 mm — backwards 0 mm — upwards 0 mm — downwards 0 mm — at the side 0 mm • for grounded parts <ul style="list-style-type: none"> — forwards 0 mm — backwards 0 mm — upwards 0 mm — at the side 0 mm — downwards 0 mm • for live parts <ul style="list-style-type: none"> — forwards 0 mm — backwards 0 mm — upwards 0 mm — downwards 0 mm — at the side 0 mm 	

Ambient conditions	
installation altitude at height above sea level maximum	2 000 m
ambient temperature	
<ul style="list-style-type: none"> • during operation -25 ... +60 °C • during storage -40 ... +85 °C • during transport -40 ... +85 °C 	
relative humidity during operation	10 ... 95 %

Approvals Certificates

Environment	General Product Approval				
Environmental Confirmations					

General Product Approval	EMV	Test Certificates	Maritime application	other
				Confirmation

other

产品合格
 QC PASS

Further information

Information on the packaging
<https://support.industry.siemens.com/cs/ww/en/view/109813875>
 Information for data generation and storage
<https://support.industry.siemens.com/cs/ww/en/view/109995012>

Information- and Downloadcenter (Catalogs, Brochures,...)

<https://www.siemens.com/ic10>

Industry Mall (Online ordering system)

<https://mall.industry.siemens.com/mall/en/en/Catalog/product?mlfb=3RQ3038-1AE01>

Cax online generator

<https://support.automation.siemens.com/WW/CAXorder/default.aspx?lang=en&mlfb=3RQ3038-1AE01>

Service&Support (Manuals, Certificates, Characteristics, FAQs,...)

<https://support.industry.siemens.com/cs/ww/en/ps/3RQ3038-1AE01>

Image database (product images, 2D dimension drawings, 3D models, device circuit diagrams, EPLAN macros, ...)

https://www.automation.siemens.com/bilddb/cax_de.aspx?mlfb=3RQ3038-1AE01&lang=en

last modified:

4/9/2026 