



Timing relay, electronic Multifunction, 16 functions 2 change-over contacts 24 to 240 V AC/DC at 50/60 Hz AC 0.05 s to 100 h Overall width 45 mm Spring-type terminal

product brand name	SIRIUS
product designation	timing relay
design of the product	Multifunctional
product type designation	3RP20
General technical data	
product feature protective coating on printed-circuit board	No
product component	
• relay output	Yes
• semi-conductor output	No
product extension required remote control	No
product extension optional remote control	No
power loss [W] maximum	2 W
insulation voltage for overvoltage category III according to IEC 60664 with degree of pollution 3 rated value	300 V
test voltage for isolation test	2 kV
degree of pollution	3
surge voltage resistance rated value	4 000 V
shock resistance according to IEC 60068-2-27	11 g / 15 ms
vibration resistance according to IEC 60068-2-6	10 ... 55 Hz / 0.35 mm
mechanical service life (operating cycles) typical	10 000 000
electrical endurance (operating cycles) at AC-15 at 230 V typical	100 000
adjustable time	0.05 s ... 100 h
relative setting accuracy relating to full-scale value	5 %; +/-
thermal current	5 A
ON period/maximum minimum	35 ms
recovery time	150 ms
reference code according to IEC 81346-2	K
relative repeat accuracy	1 %; +/-
influence of the surrounding temperature	±5 %
power supply influence	±1 %
Substance Prohibitance (day/month/year)	05/01/2012
SVHC substance name	Lead CAS-No. 7439-92-1 Lead monoxide (lead oxide) CAS-No. 1317-36-8 2-methyl-1-(4-methylthiophenyl)-2-morpholinopropan-1-one CAS-No. 71868-10-5 Melamine CAS-No. 108-78-1 6,6'-di-tert-butyl-2,2'-methylenedi-p-cresol CAS-No. 119-47-1
Net Weight	0.14 g
Control circuit/ Control	
type of voltage of the control supply voltage	AC/DC
control supply voltage at AC	

<ul style="list-style-type: none"> • at 50 Hz rated value • at 60 Hz rated value 	24 ... 240 V 24 ... 240 V
control supply voltage 1 at AC	
<ul style="list-style-type: none"> • at 50 Hz • at 60 Hz 	24 ... 240 V 24 ... 240 V
control supply voltage frequency 1	50 ... 60 Hz
control supply voltage at DC rated value	24 ... 240 V
control supply voltage 1 at DC	24 ... 240 V
operating range factor control supply voltage rated value at DC	
<ul style="list-style-type: none"> • initial value • full-scale value 	0.7 1.1
operating range factor control supply voltage rated value at AC at 50 Hz	
<ul style="list-style-type: none"> • initial value • full-scale value 	0.8 1.1
operating range factor control supply voltage rated value at AC at 60 Hz	
<ul style="list-style-type: none"> • initial value • full-scale value 	0.8 1.1
Switching Function	
switching function	
<ul style="list-style-type: none"> • ON-delay • ON-delay/instantaneous contact • passing make contact • passing make contact/instantaneous contact • OFF delay 	Yes Yes Yes Yes No
switching function	
<ul style="list-style-type: none"> • flashing symmetrically with interval start/instantaneous • flashing symmetrically with interval start • flashing symmetrically with pulse start/instantaneous • flashing symmetrically with pulse start • flashing asymmetrically with interval start • flashing asymmetrically with pulse start 	Yes Yes No No No No
switching function	
<ul style="list-style-type: none"> • star-delta circuit with delay time • star-delta circuit 	No Yes
switching function with control signal	
<ul style="list-style-type: none"> • additive ON-delay • passing break contact • passing break contact/instantaneous • OFF delay • OFF delay/instantaneous • pulse delayed • pulse delayed/instantaneous • pulse-shaping • pulse-shaping/instantaneous • additive ON-delay/instantaneous • ON-delay/OFF-delay/instantaneous • passing make contact • passing make contact/instantaneous contact 	Yes Yes Yes Yes Yes No No Yes Yes Yes Yes No Yes
switching function of interval relay with control signal	
<ul style="list-style-type: none"> • retrotriggerable with deactivated control signal/instantaneous contact • retrotriggerable with switched-on control signal • retrotriggerable with switched-on control signal/instantaneous contact • retriggerable with deactivated control signal 	No No No No
Short-circuit protection	
design of the fuse link for short-circuit protection of the auxiliary switch required	fuse gL/gG: 4 A

Auxiliary circuit	
material of switching contacts	AgSnO ₂
number of NC contacts	
• delayed switching	0
• instantaneous contact	0
number of NO contacts	
• delayed switching	0
• instantaneous contact	0
number of CO contacts	
• delayed switching	2
• instantaneous contact	0
operational current of auxiliary contacts at AC-15	
• at 24 V	3 A
• at 250 V	3 A
operational current of auxiliary contacts at DC-13	
• at 24 V	1 A
• at 125 V	0.2 A
• at 250 V	0.1 A
operating frequency with 3RT2 contactor maximum	5 000 1/h
contact reliability of auxiliary contacts	one incorrect switching operation of 100 million switching operations (17 V, 5 mA)
contact rating of auxiliary contacts according to UL	R300 / B300
Inputs/ Outputs	
product function	
• non-volatile	No
Electromagnetic compatibility	
EMC emitted interference according to IEC 61812-1	EN 61000-6-4(3)
EMC immunity according to IEC 61812-1	EN 61000-6-2
conducted interference	
• due to burst according to IEC 61000-4-4	2 kV network connection / 1 kV control connection
• due to conductor-earth surge according to IEC 61000-4-5	2 kV
• due to conductor-conductor surge according to IEC 61000-4-5	1 kV
field-based interference according to IEC 61000-4-3	10 V/m
electrostatic discharge according to IEC 61000-4-2	4 kV contact discharge / 8 kV air discharge
Safety related data	
category according to EN 954-1	none
Electrical Safety	
protection class IP on the front according to IEC 60529	IP20
touch protection on the front according to IEC 60529	finger-safe, for vertical contact from the front
type of insulation	Basic insulation
Connections/ Terminals	
product component removable terminal for auxiliary and control circuit	No
type of electrical connection	
• for auxiliary and control circuit	spring-loaded terminals
type of connectable conductor cross-sections	
• solid	2x (0,25 ... 2,5 mm ²)
• finely stranded with core end processing	2 x (0,25 ... 1,5 mm ²)
• finely stranded without core end processing	2x (0,25 ... 2,5 mm ²)
• for AWG cables solid	2x (24 ... 14)
• for AWG cables stranded	2x (24 ... 14)
connectable conductor cross-section	
• solid	0,3 ... 2,5 mm ²
• finely stranded with core end processing	0,3 ... 1,5 mm ²
• finely stranded without core end processing	2,5 mm ²
AWG number as coded connectable conductor cross section	
• solid	24 ... 14
• stranded	24 ... 14




Installation/ mounting/ dimensions	
mounting position	any
fastening method	screw and snap-on mounting onto 35 mm DIN rail
height	57 mm
width	45 mm
depth	73 mm
required spacing	
<ul style="list-style-type: none"> • with side-by-side mounting <ul style="list-style-type: none"> — forwards 0 mm — backwards 0 mm — upwards 0 mm — downwards 0 mm — at the side 0 mm • for grounded parts <ul style="list-style-type: none"> — forwards 0 mm — backwards 0 mm — upwards 0 mm — at the side 0 mm — downwards 0 mm • for live parts <ul style="list-style-type: none"> — forwards 0 mm — backwards 0 mm — upwards 0 mm — downwards 0 mm — at the side 0 mm 	

Ambient conditions	
installation altitude at height above sea level maximum	2 000 m
ambient temperature	
<ul style="list-style-type: none"> • during operation -25 ... +60 °C • during storage -40 ... +85 °C • during transport -40 ... +85 °C 	
relative humidity during operation	10 ... 95 %

Approvals Certificates

Environment	General Product Approval				
Environmental Confirmations					

EMV	Test Certificates	Maritime application			
		Type Test Certificates/Test Report			

Maritime application	other		
		Confirmation	

Further information

Information on the packaging
<https://support.industry.siemens.com/cs/ww/en/view/109813875>
Information for data generation and storage
<https://support.industry.siemens.com/cs/ww/en/view/109995012>
Information- and Downloadcenter (Catalogs, Brochures,...)

<https://www.siemens.com/ic10>

Industry Mall (Online ordering system)

<https://mall.industry.siemens.com/mall/en/en/Catalog/product?mlfb=3RP2005-2BW30>

Cax online generator

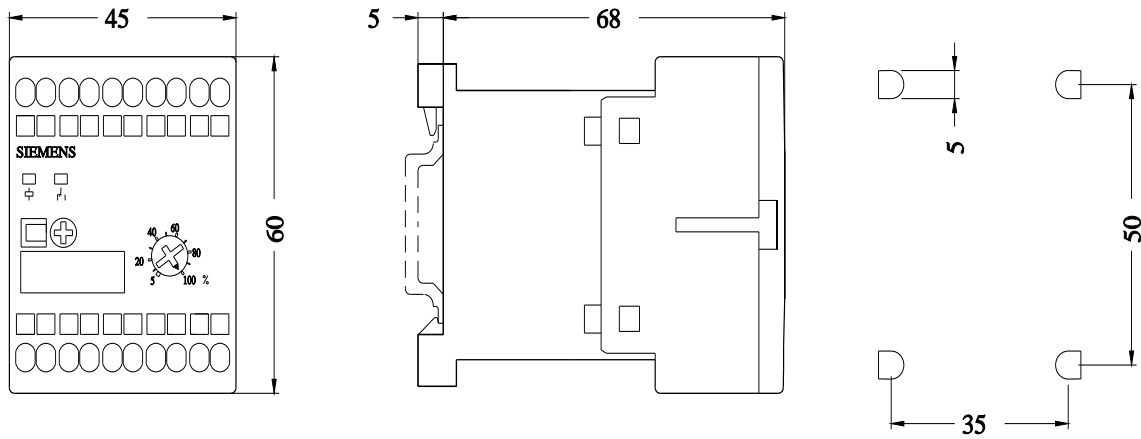
<https://support.automation.siemens.com/WW/CAXorder/default.aspx?lang=en&mlfb=3RP2005-2BW30>

Service&Support (Manuals, Certificates, Characteristics, FAQs,...)

<https://support.industry.siemens.com/cs/ww/en/ps/3RP2005-2BW30>

Image database (product images, 2D dimension drawings, 3D models, device circuit diagrams, EPLAN macros, ...)

https://www.automation.siemens.com/bilddb/cax_de.aspx?mlfb=3RP2005-2BW30&lang=en



last modified:

5/29/2026 