

Load feeder fuseless, Reversing duty 400 V AC, Size S0 10.0...16.0 A 230 V AC screw terminal for 60 mm busbar systems (also fulfills type of coordination 1) Type of coordination 2, I_q = 150 kA 1 NO+1 NC (contactor)

product brand name	SIRIUS
product designation	Reversing starter
design of the product	for 60 mm busbars
product type designation	3RA22
manufacturer's article number	
<ul style="list-style-type: none"> • of the supplied contactor • of the supplied circuit-breakers • of the supplied RS assembly kit • of the supplied link module 	3RT2026-1AP00 3RV2021-4AA10 3RA2923-1DB1 3RA2921-1AA00
General technical data	
size of the circuit-breaker	S0
size of load feeder	S0
power loss [W] for rated value of the current	
<ul style="list-style-type: none"> • at AC in hot operating state per pole • without load current share typical 	5 W 9.8 W
type of calculation of power loss current-dependent	quadratic
insulation voltage with degree of pollution 3 at AC rated value	690 V
surge voltage resistance rated value	6 kV
degree of protection NEMA rating	other
shock resistance according to IEC 60068-2-27	6 g / 11 ms
mechanical service life (operating cycles) of contactor typical	10 000 000
type of coordination	2
reference code according to IEC 81346-2:2019	Q
Substance Prohibition (day/month/year)	10/01/2009
SVHC substance name	Lead CAS-No. 7439-92-1
Net Weight	2.157 kg
Ambient conditions	
ambient temperature	
<ul style="list-style-type: none"> • during operation • during storage • during transport 	-20 ... +60 °C -50 ... +80 °C -50 ... +80 °C
temperature compensation	-20 ... +60 °C
relative humidity during operation	10 ... 95 %
Main circuit	
number of poles for main current circuit	3
design of the switching contact	electromechanical
adjustable current response value current of the current-dependent overload release	10 ... 16 A
operating voltage	
<ul style="list-style-type: none"> • rated value • at AC-3 rated value maximum • at AC-3e rated value maximum 	690 V 690 V 690 V
operating frequency rated value	50 ... 60 Hz
operational current	
<ul style="list-style-type: none"> • at AC-3 at 400 V rated value • at AC-3e at 400 V rated value 	16 A 16 A
operating power	
<ul style="list-style-type: none"> • at AC-3 — at 400 V rated value 	7 500 W

<ul style="list-style-type: none"> at AC-3e <ul style="list-style-type: none"> at 400 V rated value 	7 500 W
Control circuit/ Control	
type of voltage of the control supply voltage	AC
control supply voltage at AC <ul style="list-style-type: none"> at 50 Hz rated value 	230 V
apparent holding power of magnet coil at AC <ul style="list-style-type: none"> at 50 Hz 	9.8 VA
inductive power factor with the holding power of the coil <ul style="list-style-type: none"> at 50 Hz 	0.25
Auxiliary circuit	
product extension auxiliary switch	Yes
Protective and monitoring functions	
trip class	CLASS 10
design of the overload release	thermal (bimetallic)
response value current of instantaneous short-circuit trip unit	208 A
UL/CSA ratings	
full-load current (FLA) for 3-phase AC motor <ul style="list-style-type: none"> at 480 V rated value at 600 V rated value 	16 A
yielded mechanical performance [hp] <ul style="list-style-type: none"> for single-phase AC motor <ul style="list-style-type: none"> at 110/120 V rated value at 230 V rated value for 3-phase AC motor <ul style="list-style-type: none"> at 200/208 V rated value at 220/230 V rated value at 460/480 V rated value 	1 hp 2 hp 5 hp 5 hp 10 hp
Short-circuit protection	
product function short circuit protection	Yes
design of the short-circuit trip	magnetic
conditional short-circuit current (I_q) <ul style="list-style-type: none"> at 400 V according to IEC 60947-4-1 rated value 	150 000 A
Installation/ mounting/ dimensions	
mounting position	vertical
fastening method	for snapping onto 60 mm busbar systems
height	260 mm
width	90 mm
depth	155 mm
required spacing <ul style="list-style-type: none"> for grounded parts <ul style="list-style-type: none"> forwards backwards upwards at the side downwards for live parts <ul style="list-style-type: none"> forwards backwards upwards downwards at the side 	32 mm 0 mm 50 mm 10 mm 10 mm 32 mm 0 mm 50 mm 10 mm 10 mm
Connections/ Terminals	
type of electrical connection <ul style="list-style-type: none"> for main current circuit for auxiliary and control circuit 	screw-type terminals screw-type terminals
Safety related data	
product function suitable for safety function	Yes

Electrical Safety

touch protection on the front according to IEC 60529 finger-safe, for vertical contact from the front

Communication/ Protocol

protocol is supported	
• PROFINET IO protocol	No
• PROFIsafe protocol	No
protocol is supported AS-Interface protocol	No

Approvals Certificates

Environment	General Product Approval	For use in hazardous locations
-------------	--------------------------	--------------------------------

[Environmental Conformations](#)












Test Certificates Maritime application

[Type Test Certificates/Test Report](#) [Special Test Certificate](#)

Maritime application other





[Confirmation](#) [Confirmation](#)



Railway

[Special Test Certificate](#)

Further information

- Information on the packaging
<https://support.industry.siemens.com/cs/ww/en/view/109813875>
- Information for data generation and storage
<https://support.industry.siemens.com/cs/ww/en/view/109995012>
- Information- and Downloadcenter (Catalogs, Brochures,...)
<https://www.siemens.com/ic10>
- Industry Mall (Online ordering system)
<https://mall.industry.siemens.com/mall/en/en/Catalog/product?mlfb=3RA2220-4AD26-0AP0>
- Service&Support (Manuals, Certificates, Characteristics, FAQs,...)
<https://support.industry.siemens.com/cs/ww/en/ps/3RA2220-4AD26-0AP0>
- Image database (product images, 2D dimension drawings, 3D models, device circuit diagrams, EPLAN macros, ...)
https://www.automation.siemens.com/bilddb/cax_de.aspx?mlfb=3RA2220-4AD26-0AP0&lang=en
- Cax online generator
<https://support.automation.siemens.com/WW/CAXorder/default.aspx?lang=en&mlfb=3RA2220-4AD26-0AP0>
- Characteristic curves
[https://curves.simaris.siemens.com/curves/<mmp_prod_noCOMP="HAUPT"></mmp_prod_no>](https://curves.simaris.siemens.com/curves/<mmp_prod_noCOMP=)

last modified: 4/24/2026 