

Load feeder fuseless, Reversing duty 400 V AC, Size S0 10.0...16.0 A 230 V AC screw terminal for installation on standard mounting rail with standard mounting rail adapter (also fulfills type of coordination 1) Type of coordination 2, I<sub>q</sub> = 150 kA 1 NO+1 NC (contactor)

<b>product brand name</b>	SIRIUS
<b>product designation</b>	Reversing starter
<b>design of the product</b>	for DIN-rail or screw mounting
<b>product type designation</b>	3RA22
<b>manufacturer's article number</b>	
<ul style="list-style-type: none"> <li>• of the supplied contactor</li> <li>• of the supplied circuit-breakers</li> <li>• of the supplied RH assembly kit</li> <li>• of the supplied link module</li> <li>• of the supplied DIN-rail adapter</li> </ul>	<a href="#">3RT2026-1AP00</a> <a href="#">3RV2021-4AA10</a> <a href="#">3RA2923-1BB1</a> <a href="#">3RA2921-1AA00</a> <a href="#">3RA2922-1AA00</a>
<b>General technical data</b>	
<b>size of the circuit-breaker</b>	S0
<b>size of load feeder</b>	S0
<b>power loss [W] for rated value of the current</b>	
<ul style="list-style-type: none"> <li>• at AC in hot operating state per pole</li> <li>• without load current share typical</li> </ul>	5 W 9.8 W
<b>type of calculation of power loss current-dependent</b>	quadratic
insulation voltage with degree of pollution 3 at AC rated value	690 V
<b>surge voltage resistance rated value</b>	6 kV
<b>degree of protection NEMA rating</b>	other
<b>shock resistance according to IEC 60068-2-27</b>	6 g / 11 ms
mechanical service life (operating cycles) of contactor typical	10 000 000
<b>type of coordination</b>	2
<b>reference code according to IEC 81346-2:2019</b>	Q
<b>Substance Prohibitance (day/month/year)</b>	10/01/2009
<b>SVHC substance name</b>	Lead CAS-No. 7439-92-1
<b>Net Weight</b>	1.579 kg
<b>Ambient conditions</b>	
<b>ambient temperature</b>	
<ul style="list-style-type: none"> <li>• during operation</li> <li>• during storage</li> <li>• during transport</li> </ul>	-20 ... +60 °C -50 ... +80 °C -50 ... +80 °C
<b>temperature compensation</b>	-20 ... +60 °C
relative humidity during operation	10 ... 95 %
<b>Main circuit</b>	
<b>number of poles for main current circuit</b>	3
<b>design of the switching contact</b>	electromechanical
<b>adjustable current response value current of the current-dependent overload release</b>	10 ... 16 A
<b>operating voltage</b>	
<ul style="list-style-type: none"> <li>• rated value</li> <li>• at AC-3 rated value maximum</li> <li>• at AC-3e rated value maximum</li> </ul>	690 V 690 V 690 V
<b>operating frequency rated value</b>	50 ... 60 Hz
<b>operational current</b>	
<ul style="list-style-type: none"> <li>• at AC-3 at 400 V rated value</li> <li>• at AC-3e at 400 V rated value</li> </ul>	16 A 16 A
<b>operating power</b>	

<ul style="list-style-type: none"> <li>● at AC-3 <ul style="list-style-type: none"> <li>— at 400 V rated value</li> </ul> </li> </ul>	7 500 W
<ul style="list-style-type: none"> <li>● at AC-3e <ul style="list-style-type: none"> <li>— at 400 V rated value</li> </ul> </li> </ul>	7 500 W
<b>Control circuit/ Control</b>	
<b>type of voltage of the control supply voltage</b>	AC
<b>control supply voltage at AC</b>	
<ul style="list-style-type: none"> <li>● at 50 Hz rated value</li> </ul>	230 V
<b>apparent holding power of magnet coil at AC</b>	9.8 VA
<ul style="list-style-type: none"> <li>● at 50 Hz</li> </ul>	9.8 VA
<b>inductive power factor with the holding power of the coil</b>	0.25
<ul style="list-style-type: none"> <li>● at 50 Hz</li> </ul>	0.25
<b>Auxiliary circuit</b>	
<b>product extension auxiliary switch</b>	Yes
<b>Protective and monitoring functions</b>	
<b>trip class</b>	CLASS 10
<b>design of the overload release</b>	thermal (bimetallic)
<b>response value current of instantaneous short-circuit trip unit</b>	208 A
<b>UL/CSA ratings</b>	
<b>full-load current (FLA) for 3-phase AC motor</b>	
<ul style="list-style-type: none"> <li>● at 480 V rated value</li> </ul>	16 A
<ul style="list-style-type: none"> <li>● at 600 V rated value</li> </ul>	16 A
<b>yielded mechanical performance [hp]</b>	
<ul style="list-style-type: none"> <li>● for single-phase AC motor <ul style="list-style-type: none"> <li>— at 110/120 V rated value</li> <li>— at 230 V rated value</li> </ul> </li> <li>● for 3-phase AC motor <ul style="list-style-type: none"> <li>— at 200/208 V rated value</li> <li>— at 220/230 V rated value</li> <li>— at 460/480 V rated value</li> </ul> </li> </ul>	1 hp 2 hp 5 hp 5 hp 10 hp
<b>Short-circuit protection</b>	
<b>product function short circuit protection</b>	Yes
<b>design of the short-circuit trip</b>	magnetic
<b>conditional short-circuit current (I<sub>q</sub>)</b>	
<ul style="list-style-type: none"> <li>● at 400 V according to IEC 60947-4-1 rated value</li> </ul>	150 000 A
<b>Installation/ mounting/ dimensions</b>	
<b>mounting position</b>	vertical
<b>fastening method</b>	On adapter for screw and snap-on mounting on 35 mm DIN rail
<b>height</b>	265 mm
<b>width</b>	90 mm
<b>depth</b>	120 mm
<b>required spacing</b>	
<ul style="list-style-type: none"> <li>● for grounded parts <ul style="list-style-type: none"> <li>— forwards</li> <li>— backwards</li> <li>— upwards</li> <li>— at the side</li> <li>— downwards</li> </ul> </li> <li>● for live parts <ul style="list-style-type: none"> <li>— forwards</li> <li>— backwards</li> <li>— upwards</li> <li>— downwards</li> <li>— at the side</li> </ul> </li> </ul>	32 mm 0 mm 50 mm 10 mm 10 mm 32 mm 0 mm 50 mm 10 mm 10 mm
<b>Connections/ Terminals</b>	
<b>type of electrical connection</b>	
<ul style="list-style-type: none"> <li>● for main current circuit</li> <li>● for auxiliary and control circuit</li> </ul>	screw-type terminals screw-type terminals

**Safety related data**

product function suitable for safety function Yes

**Electrical Safety**

**touch protection on the front according to IEC 60529** finger-safe, for vertical contact from the front

**Communication/ Protocol**

**protocol is supported**

- PROFINET IO protocol No
- PROFI-safe protocol No

protocol is supported AS-Interface protocol No

**Approvals Certificates**

Environment	General Product Approval	For use in hazardous locations
-------------	--------------------------	--------------------------------

[Environmental Confirmations](#)











**Test Certificates** Maritime application

[Type Test Certificates/Test Report](#) [Special Test Certificate](#)

**Maritime application** other





[Confirmation](#)

[Confirmation](#)

产品合格  
QC PASS

**Railway**

[Special Test Certificate](#)

**Further information**

- Information on the packaging  
<https://support.industry.siemens.com/cs/ww/en/view/109813875>
- Information for data generation and storage  
<https://support.industry.siemens.com/cs/ww/en/view/109995012>
- Information- and Downloadcenter (Catalogs, Brochures,...)  
<https://www.siemens.com/ic10>
- Industry Mall (Online ordering system)  
<https://mall.industry.siemens.com/mall/en/en/Catalog/product?mlfb=3RA2220-4AB26-0AP0>
- Service&Support (Manuals, Certificates, Characteristics, FAQs,...)  
<https://support.industry.siemens.com/cs/ww/en/ps/3RA2220-4AB26-0AP0>
- Image database (product images, 2D dimension drawings, 3D models, device circuit diagrams, EPLAN macros, ...)  
[https://www.automation.siemens.com/bilddb/cax\\_de.aspx?mlfb=3RA2220-4AB26-0AP0&lang=en](https://www.automation.siemens.com/bilddb/cax_de.aspx?mlfb=3RA2220-4AB26-0AP0&lang=en)
- Cax online generator  
<https://support.automation.siemens.com/WW/CAXorder/default.aspx?lang=en&mlfb=3RA2220-4AB26-0AP0>
- Characteristic curves  
[https://curves.simaris.siemens.com/curves/<mmp\\_prod\\_noCOMP="HAUPT"></mmp\\_prod\\_no>](https://curves.simaris.siemens.com/curves/<mmp_prod_noCOMP="HAUPT"></mmp_prod_no>)

last modified: 4/24/2026 