














Load feeder fuseless, Reversing duty 400 V AC, Size S0 3.50...5.00 A 24 V DC screw terminal for installation on standard mounting rail with standard mounting rail adapter (also fulfills type of coordination 1) Type of coordination 2, I<sub>q</sub> = 150 kA 1 NO+1 NC (contactor)

<b>product brand name</b>	SIRIUS
<b>product designation</b>	Reversing starter
<b>design of the product</b>	for DIN-rail or screw mounting
<b>product type designation</b>	3RA22
<b>manufacturer's article number</b>	
<ul style="list-style-type: none"> <li>• of the supplied contactor</li> <li>• of the supplied circuit-breakers</li> <li>• of the supplied RH assembly kit</li> <li>• of the supplied link module</li> <li>• of the supplied DIN-rail adapter</li> </ul>	<a href="#">3RT2024-1BB40</a> <a href="#">3RV2011-1FA10</a> <a href="#">3RA2923-1BB1</a> <a href="#">3RA2921-1BA00</a> <a href="#">3RA2922-1AA00</a>
<b>General technical data</b>	
<b>size of the circuit-breaker</b>	S00
<b>size of load feeder</b>	S0
<b>power loss [W] for rated value of the current</b>	
<ul style="list-style-type: none"> <li>• at AC in hot operating state per pole</li> <li>• without load current share typical</li> </ul>	2.7 W 5.9 W
<b>type of calculation of power loss current-dependent</b>	quadratic
insulation voltage with degree of pollution 3 at AC rated value	690 V
<b>surge voltage resistance rated value</b>	6 kV
<b>degree of protection NEMA rating</b>	other
<b>shock resistance according to IEC 60068-2-27</b>	6 g / 11 ms
mechanical service life (operating cycles) of contactor typical	10 000 000
<b>type of coordination</b>	2
<b>reference code according to IEC 81346-2:2019</b>	Q
<b>Substance Prohibitance (day/month/year)</b>	10/01/2009
<b>SVHC substance name</b>	Lead CAS-No. 7439-92-1
<b>Net Weight</b>	1.96 kg
<b>Ambient conditions</b>	
<b>ambient temperature</b>	
<ul style="list-style-type: none"> <li>• during operation</li> <li>• during storage</li> <li>• during transport</li> </ul>	-20 ... +60 °C -50 ... +80 °C -50 ... +80 °C
<b>temperature compensation</b>	-20 ... +60 °C
relative humidity during operation	10 ... 95 %
<b>Main circuit</b>	
<b>number of poles for main current circuit</b>	3
<b>design of the switching contact</b>	electromechanical
<b>adjustable current response value current of the current-dependent overload release</b>	3.5 ... 5 A
<b>operating voltage</b>	
<ul style="list-style-type: none"> <li>• rated value</li> <li>• at AC-3 rated value maximum</li> <li>• at AC-3e rated value maximum</li> </ul>	690 V 690 V 690 V
<b>operating frequency rated value</b>	50 ... 60 Hz
<b>operational current</b>	
<ul style="list-style-type: none"> <li>• at AC-3 at 400 V rated value</li> <li>• at AC-3e at 400 V rated value</li> </ul>	5 A 5 A
<b>operating power</b>	

<ul style="list-style-type: none"> <li>● at AC-3 <ul style="list-style-type: none"> <li>— at 400 V rated value</li> </ul> </li> </ul>	1 500 W
<ul style="list-style-type: none"> <li>● at AC-3e <ul style="list-style-type: none"> <li>— at 400 V rated value</li> </ul> </li> </ul>	1 500 W
<b>Control circuit/ Control</b>	
<b>type of voltage of the control supply voltage</b>	DC
<b>control supply voltage at DC rated value</b>	24 V
<b>holding power of magnet coil at DC</b>	5.9 W
<b>Auxiliary circuit</b>	
<b>product extension auxiliary switch</b>	Yes
<b>Protective and monitoring functions</b>	
<b>trip class</b>	CLASS 10
<b>design of the overload release</b>	thermal (bimetallic)
<b>response value current of instantaneous short-circuit trip unit</b>	65 A
<b>UL/CSA ratings</b>	
<b>full-load current (FLA) for 3-phase AC motor</b>	
<ul style="list-style-type: none"> <li>● at 480 V rated value</li> </ul>	5 A
<ul style="list-style-type: none"> <li>● at 600 V rated value</li> </ul>	5 A
<b>yielded mechanical performance [hp]</b>	
<ul style="list-style-type: none"> <li>● for single-phase AC motor <ul style="list-style-type: none"> <li>— at 110/120 V rated value</li> <li>— at 230 V rated value</li> </ul> </li> <li>● for 3-phase AC motor <ul style="list-style-type: none"> <li>— at 200/208 V rated value</li> <li>— at 220/230 V rated value</li> <li>— at 460/480 V rated value</li> <li>— at 575/600 V rated value</li> </ul> </li> </ul>	0.25 hp 0.5 hp 1.5 hp 1.5 hp 3 hp 5 hp
<b>Short-circuit protection</b>	
<b>product function short circuit protection</b>	Yes
<b>design of the short-circuit trip</b>	magnetic
<b>conditional short-circuit current (I<sub>q</sub>)</b>	
<ul style="list-style-type: none"> <li>● at 400 V according to IEC 60947-4-1 rated value</li> </ul>	150 000 A
<b>Installation/ mounting/ dimensions</b>	
<b>mounting position</b>	vertical
<b>fastening method</b>	On adapter for screw and snap-on mounting on 35 mm DIN rail
<b>height</b>	265 mm
<b>width</b>	90 mm
<b>depth</b>	130 mm
<b>required spacing</b>	
<ul style="list-style-type: none"> <li>● for grounded parts <ul style="list-style-type: none"> <li>— forwards</li> <li>— backwards</li> <li>— upwards</li> <li>— at the side</li> <li>— downwards</li> </ul> </li> <li>● for live parts <ul style="list-style-type: none"> <li>— forwards</li> <li>— backwards</li> <li>— upwards</li> <li>— downwards</li> <li>— at the side</li> </ul> </li> </ul>	32 mm 0 mm 50 mm 10 mm 10 mm 32 mm 0 mm 50 mm 10 mm 10 mm
<b>Connections/ Terminals</b>	
<b>type of electrical connection</b>	
<ul style="list-style-type: none"> <li>● for main current circuit</li> <li>● for auxiliary and control circuit</li> </ul>	screw-type terminals screw-type terminals
<b>Safety related data</b>	
<b>product function suitable for safety function</b>	Yes
Electrical Safety	

touch protection on the front according to IEC 60529		finger-safe, for vertical contact from the front			
<b>Communication/ Protocol</b>					
protocol is supported					
• PROFINET IO protocol		No			
• PROFIsafe protocol		No			
protocol is supported AS-Interface protocol		No			
<b>Approvals Certificates</b>					
Environment	General Product Approval				For use in hazardous locations
<a href="#">Environmental Confirmations</a>					
<b>Test Certificates</b>					
Maritime application					
<a href="#">Special Test Certificate</a>	<a href="#">Type Test Certificates/Test Report</a>				
Maritime application		other			
			<a href="#">Confirmation</a>	<a href="#">Confirmation</a>	
<b>Railway</b>		<b>Dangerous goods</b>			
<a href="#">Special Test Certificate</a>	<a href="#">Transport Information</a>				
<b>Further information</b>					
Information on the packaging <a href="https://support.industry.siemens.com/cs/ww/en/view/109813875">https://support.industry.siemens.com/cs/ww/en/view/109813875</a>					
Information for data generation and storage <a href="https://support.industry.siemens.com/cs/ww/en/view/109995012">https://support.industry.siemens.com/cs/ww/en/view/109995012</a>					
Information- and Downloadcenter (Catalogs, Brochures,...) <a href="https://www.siemens.com/ic10">https://www.siemens.com/ic10</a>					
Industry Mall (Online ordering system) <a href="https://mall.industry.siemens.com/mall/en/en/Catalog/product?mlfb=3RA2220-1FB24-0BB4">https://mall.industry.siemens.com/mall/en/en/Catalog/product?mlfb=3RA2220-1FB24-0BB4</a>					
Service&Support (Manuals, Certificates, Characteristics, FAQs,...) <a href="https://support.industry.siemens.com/cs/ww/en/ps/3RA2220-1FB24-0BB4">https://support.industry.siemens.com/cs/ww/en/ps/3RA2220-1FB24-0BB4</a>					
Image database (product images, 2D dimension drawings, 3D models, device circuit diagrams, EPLAN macros, ...) <a href="https://www.automation.siemens.com/bilddb/cax_de.aspx?mlfb=3RA2220-1FB24-0BB4&amp;lang=en">https://www.automation.siemens.com/bilddb/cax_de.aspx?mlfb=3RA2220-1FB24-0BB4&amp;lang=en</a>					
Cax online generator <a href="https://support.automation.siemens.com/WW/CAXorder/default.aspx?lang=en&amp;mlfb=3RA2220-1FB24-0BB4">https://support.automation.siemens.com/WW/CAXorder/default.aspx?lang=en&amp;mlfb=3RA2220-1FB24-0BB4</a>					
Characteristic curves <a haupt"&gt;&lt;="" href="https://curves.simaris.siemens.com/curves/&lt;mmp_prod_noCOMP=" mmp_prod_no&gt;"="">https://curves.simaris.siemens.com/curves/&lt;mmp_prod_noCOMP="HAUPT"&gt;&lt;/mmp_prod_no&gt;</a>					

last modified:

4/24/2026 