














Load feeder fuseless, Reversing duty 400 V AC, Size S00 0.90...1.25 A 230 V AC screw terminal for 60 mm busbar systems (also fulfills type of coordination 1) Type of coordination 2, I<sub>q</sub> = 150 kA 1 NC (contactor)

<b>product brand name</b>	SIRIUS
<b>product designation</b>	Reversing starter
<b>design of the product</b>	for 60 mm busbars
<b>product type designation</b>	3RA22
<b>manufacturer's article number</b>	
<ul style="list-style-type: none"> <li>• of the supplied contactor</li> <li>• of the supplied circuit-breakers</li> <li>• of the supplied RS assembly kit</li> <li>• of the supplied link module</li> </ul>	<a href="#">3RT2015-1AP02</a> <a href="#">3RV2011-0KA10</a> <a href="#">3RA2913-1DB1</a> <a href="#">3RA1921-1DA00</a>
<b>General technical data</b>	
<b>size of the circuit-breaker</b>	S00
<b>size of load feeder</b>	S00
<b>power loss [W] for rated value of the current</b>	
<ul style="list-style-type: none"> <li>• at AC in hot operating state per pole</li> <li>• without load current share typical</li> </ul>	2.6 W 4.2 W
<b>type of calculation of power loss current-dependent</b>	quadratic
insulation voltage with degree of pollution 3 at AC rated value	690 V
<b>surge voltage resistance rated value</b>	6 kV
<b>degree of protection NEMA rating</b>	other
<b>shock resistance according to IEC 60068-2-27</b>	6 g / 11 ms
mechanical service life (operating cycles) of contactor typical	30 000 000
<b>type of coordination</b>	2
<b>reference code according to IEC 81346-2:2019</b>	Q
<b>Substance Prohibition (day/month/year)</b>	10/01/2009
<b>SVHC substance name</b>	Lead CAS-No. 7439-92-1
<b>Net Weight</b>	1.7 kg
<b>Ambient conditions</b>	
<b>ambient temperature</b>	
<ul style="list-style-type: none"> <li>• during operation</li> <li>• during storage</li> <li>• during transport</li> </ul>	-20 ... +60 °C -50 ... +80 °C -50 ... +80 °C
<b>temperature compensation</b>	-20 ... +60 °C
relative humidity during operation	10 ... 95 %
<b>Main circuit</b>	
<b>number of poles for main current circuit</b>	3
<b>design of the switching contact</b>	electromechanical
<b>adjustable current response value current of the current-dependent overload release</b>	0.9 ... 1.25 A
<b>operating voltage</b>	
<ul style="list-style-type: none"> <li>• rated value</li> <li>• at AC-3 rated value maximum</li> <li>• at AC-3e rated value maximum</li> </ul>	690 V 690 V 690 V
<b>operating frequency rated value</b>	50 ... 60 Hz
<b>operational current</b>	
<ul style="list-style-type: none"> <li>• at AC-3 at 400 V rated value</li> <li>• at AC-3e at 400 V rated value</li> </ul>	1.3 A 1.25 A
<b>operating power</b>	
<ul style="list-style-type: none"> <li>• at AC-3</li> <li>— at 400 V rated value</li> </ul>	370 W

<ul style="list-style-type: none"> <li>• at AC-3e <ul style="list-style-type: none"> <li>— at 400 V rated value</li> </ul> </li> </ul>	370 W
<b>Control circuit/ Control</b>	
<b>type of voltage of the control supply voltage</b>	AC
<b>control supply voltage at AC</b>	
<ul style="list-style-type: none"> <li>• at 50 Hz rated value</li> <li>• at 60 Hz rated value</li> </ul>	230 V 230 V
<b>apparent holding power of magnet coil at AC</b>	4.2 VA
<ul style="list-style-type: none"> <li>• at 50 Hz</li> <li>• at 60 Hz</li> </ul>	4.2 VA 3.3 VA
<b>inductive power factor with the holding power of the coil</b>	0.25
<ul style="list-style-type: none"> <li>• at 50 Hz</li> <li>• at 60 Hz</li> </ul>	0.25 0.25
<b>Auxiliary circuit</b>	
<b>product extension auxiliary switch</b>	Yes
<b>Protective and monitoring functions</b>	
<b>trip class</b>	CLASS 10
<b>design of the overload release</b>	thermal (bimetallic)
response value current of instantaneous short-circuit trip unit	16 A
<b>UL/CSA ratings</b>	
<b>full-load current (FLA) for 3-phase AC motor</b>	
<ul style="list-style-type: none"> <li>• at 480 V rated value</li> <li>• at 600 V rated value</li> </ul>	1.3 A 1.3 A
<b>yielded mechanical performance [hp]</b>	
<ul style="list-style-type: none"> <li>• for 3-phase AC motor <ul style="list-style-type: none"> <li>— at 460/480 V rated value</li> <li>— at 575/600 V rated value</li> </ul> </li> </ul>	0.8 hp 0.8 hp
<b>Short-circuit protection</b>	
<b>product function short circuit protection</b>	Yes
<b>design of the short-circuit trip</b>	magnetic
<b>conditional short-circuit current (I<sub>q</sub>)</b>	
<ul style="list-style-type: none"> <li>• at 400 V according to IEC 60947-4-1 rated value</li> </ul>	150 000 A
<b>Installation/ mounting/ dimensions</b>	
<b>mounting position</b>	vertical
<b>fastening method</b>	for snapping onto 60 mm busbar systems
<b>height</b>	204 mm
<b>width</b>	90 mm
<b>depth</b>	155 mm
<b>required spacing</b>	
<ul style="list-style-type: none"> <li>• for grounded parts <ul style="list-style-type: none"> <li>— forwards</li> <li>— backwards</li> <li>— upwards</li> <li>— at the side</li> <li>— downwards</li> </ul> </li> <li>• for live parts <ul style="list-style-type: none"> <li>— forwards</li> <li>— backwards</li> <li>— upwards</li> <li>— downwards</li> <li>— at the side</li> </ul> </li> </ul>	32 mm 0 mm 50 mm 10 mm 10 mm  32 mm 0 mm 50 mm 10 mm 10 mm
<b>Connections/ Terminals</b>	
<b>type of electrical connection</b>	
<ul style="list-style-type: none"> <li>• for main current circuit</li> <li>• for auxiliary and control circuit</li> </ul>	screw-type terminals screw-type terminals
<b>Safety related data</b>	
product function suitable for safety function	Yes
Electrical Safety	

touch protection on the front according to IEC 60529		finger-safe, for vertical contact from the front			
<b>Communication/ Protocol</b>					
protocol is supported					
• PROFINET IO protocol		No			
• PROFIsafe protocol		No			
protocol is supported AS-Interface protocol		No			
<b>Approvals Certificates</b>					
Environment	General Product Approval				For use in hazardous locations
<a href="#">Environmental Confirmations</a>					
<b>Test Certificates</b>					
Maritime application					
<a href="#">Type Test Certificates/Test Report</a>	<a href="#">Special Test Certificate</a>				
Maritime application			other		
			<a href="#">Confirmation</a>	<a href="#">Confirmation</a>	
<b>Railway</b>					
<a href="#">Special Test Certificate</a>					
<b>Further information</b>					
Information on the packaging <a href="https://support.industry.siemens.com/cs/ww/en/view/109813875">https://support.industry.siemens.com/cs/ww/en/view/109813875</a>					
Information for data generation and storage <a href="https://support.industry.siemens.com/cs/ww/en/view/109995012">https://support.industry.siemens.com/cs/ww/en/view/109995012</a>					
Information- and Downloadcenter (Catalogs, Brochures,...) <a href="https://www.siemens.com/ic10">https://www.siemens.com/ic10</a>					
Industry Mall (Online ordering system) <a href="https://mall.industry.siemens.com/mall/en/en/Catalog/product?mlfb=3RA2210-0KD15-2AP0">https://mall.industry.siemens.com/mall/en/en/Catalog/product?mlfb=3RA2210-0KD15-2AP0</a>					
Service&Support (Manuals, Certificates, Characteristics, FAQs,...) <a href="https://support.industry.siemens.com/cs/ww/en/ps/3RA2210-0KD15-2AP0">https://support.industry.siemens.com/cs/ww/en/ps/3RA2210-0KD15-2AP0</a>					
Image database (product images, 2D dimension drawings, 3D models, device circuit diagrams, EPLAN macros, ...) <a href="https://www.automation.siemens.com/bilddb/cax_de.aspx?mlfb=3RA2210-0KD15-2AP0&amp;lang=en">https://www.automation.siemens.com/bilddb/cax_de.aspx?mlfb=3RA2210-0KD15-2AP0&amp;lang=en</a>					
Cax online generator <a href="https://support.automation.siemens.com/WW/CAXorder/default.aspx?lang=en&amp;mlfb=3RA2210-0KD15-2AP0">https://support.automation.siemens.com/WW/CAXorder/default.aspx?lang=en&amp;mlfb=3RA2210-0KD15-2AP0</a>					
Characteristic curves <a haupt"&gt;&lt;="" href="https://curves.simaris.siemens.com/curves/&lt;mmp_prod_noCOMP=" mmp_prod_no&gt;"="">https://curves.simaris.siemens.com/curves/&lt;mmp_prod_noCOMP="HAUPT"&gt;&lt;/mmp_prod_no&gt;</a>					

last modified:

4/24/2026 