














Load feeder fuseless, Direct-on-line starting 400 V AC, Size S2 22...32 A 230 V AC, 50 Hz screw terminal for installation on standard mounting rail (also fulfills type of coordination 1) Type of coordination 2, I_q = 150 kA 1 NO+1 NC (contactor)

product brand name	SIRIUS
product designation	Direct (on-line) starter
design of the product	for DIN-rail or screw mounting
product type designation	3RA21
manufacturer's article number	
<ul style="list-style-type: none"> • of the supplied contactor • of the supplied circuit-breakers • of the supplied link module 	3RT2035-1AP00 3RV2032-4EA10 3RA2931-1AA00
General technical data	
size of the circuit-breaker	S2
size of load feeder	S2
power loss [W] for rated value of the current	
<ul style="list-style-type: none"> • at AC in hot operating state per pole • without load current share typical 	8.2 W 16 W
type of calculation of power loss current-dependent	quadratic
insulation voltage with degree of pollution 3 at AC rated value	690 V
surge voltage resistance rated value	6 kV
degree of protection NEMA rating	other
shock resistance according to IEC 60068-2-27	6 g / 11 ms
mechanical service life (operating cycles) of contactor typical	10 000 000
type of coordination	2
reference code according to IEC 81346-2:2019	Q
Substance Prohibitance (day/month/year)	03/01/2017
SVHC substance name	Lead CAS-No. 7439-92-1
Net Weight	2.213 kg
Ambient conditions	
ambient temperature	
<ul style="list-style-type: none"> • during operation • during storage • during transport 	-20 ... +60 °C -50 ... +80 °C -50 ... +80 °C
temperature compensation	-20 ... +60 °C
relative humidity during operation	10 ... 95 %
Main circuit	
number of poles for main current circuit	3
design of the switching contact	electromechanical
adjustable current response value current of the current-dependent overload release	22 ... 32 A
operating voltage	
<ul style="list-style-type: none"> • rated value • at AC-3 rated value maximum • at AC-3e rated value maximum 	690 V 690 V 690 V
operating frequency rated value	50 ... 60 Hz
operational current	
<ul style="list-style-type: none"> • at AC-3 at 400 V rated value • at AC-3e at 400 V rated value 	32 A 32 A
operating power	
<ul style="list-style-type: none"> • at AC-3 <ul style="list-style-type: none"> — at 400 V rated value • at AC-3e 	18 500 W

— at 400 V rated value	18 500 W
Control circuit/ Control	
type of voltage of the control supply voltage	AC
control supply voltage at AC	
• at 50 Hz rated value	230 V
apparent holding power of magnet coil at AC	16 VA
• at 50 Hz	16 VA
inductive power factor with the holding power of the coil	0.37
• at 50 Hz	0.37
Auxiliary circuit	
product extension auxiliary switch	Yes
Protective and monitoring functions	
trip class	CLASS 10
design of the overload release	thermal (bimetallic)
response value current of instantaneous short-circuit trip unit	416 A
UL/CSA ratings	
full-load current (FLA) for 3-phase AC motor	
• at 480 V rated value	32 A
• at 600 V rated value	32 A
yielded mechanical performance [hp]	
• for single-phase AC motor	
— at 110/120 V rated value	2 hp
— at 230 V rated value	5 hp
• for 3-phase AC motor	
— at 200/208 V rated value	10 hp
— at 220/230 V rated value	10 hp
— at 460/480 V rated value	20 hp
Short-circuit protection	
product function short circuit protection	Yes
design of the short-circuit trip	magnetic
conditional short-circuit current (I_q)	
• at 400 V according to IEC 60947-4-1 rated value	150 000 A
Installation/ mounting/ dimensions	
mounting position	vertical, horizontal
fastening method	screw and snap-on mounting to two 35 mm DIN rails
height	274 mm
width	55 mm
depth	150 mm
required spacing	
• for grounded parts	
— forwards	32 mm
— backwards	0 mm
— upwards	50 mm
— at the side	10 mm
— downwards	10 mm
• for live parts	
— forwards	32 mm
— backwards	0 mm
— upwards	50 mm
— downwards	10 mm
— at the side	10 mm
Connections/ Terminals	
type of electrical connection	
• for main current circuit	screw-type terminals
• for auxiliary and control circuit	screw-type terminals
Safety related data	
product function suitable for safety function	Yes
Electrical Safety	

touch protection on the front according to IEC 60529		finger-safe, for vertical contact from the front			
Communication/ Protocol					
protocol is supported					
• PROFINET IO protocol		No			
• PROFIsafe protocol		No			
protocol is supported AS-Interface protocol		No			
Approvals Certificates					
Environment	General Product Approval				For use in hazardous locations
Environmental Confirmations					
Test Certificates					
Maritime application					
Special Test Certificate	Type Test Certificates/Test Report				
Maritime application			other		
			Confirmation	Confirmation	
Railway					
Dangerous goods					
Special Test Certificate	Transport Information				
Further information					
Information on the packaging https://support.industry.siemens.com/cs/ww/en/view/109813875					
Information for data generation and storage https://support.industry.siemens.com/cs/ww/en/view/109995012					
Information- and Downloadcenter (Catalogs, Brochures,...) https://www.siemens.com/ic10					
Industry Mall (Online ordering system) https://mall.industry.siemens.com/mall/en/en/Catalog/product?mlfb=3RA2150-4EA35-0AP0					
Service&Support (Manuals, Certificates, Characteristics, FAQs,...) https://support.industry.siemens.com/cs/ww/en/ps/3RA2150-4EA35-0AP0					
Image database (product images, 2D dimension drawings, 3D models, device circuit diagrams, EPLAN macros, ...) https://www.automation.siemens.com/bilddb/cax_de.aspx?mlfb=3RA2150-4EA35-0AP0&lang=en					
Cax online generator https://support.automation.siemens.com/WW/CAXorder/default.aspx?lang=en&mlfb=3RA2150-4EA35-0AP0					
Characteristic curves <a haupt"><="" href="https://curves.simaris.siemens.com/curves/<mmp_prod_noCOMP=" mmp_prod_no>"="">https://curves.simaris.siemens.com/curves/<mmp_prod_noCOMP="HAUPT"></mmp_prod_no>					

last modified:

4/24/2026 