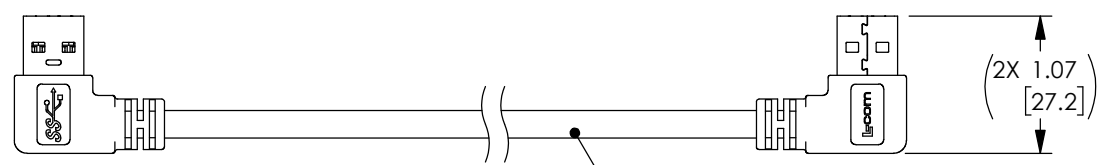
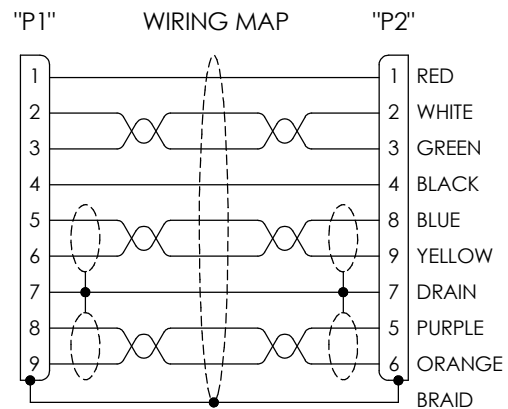
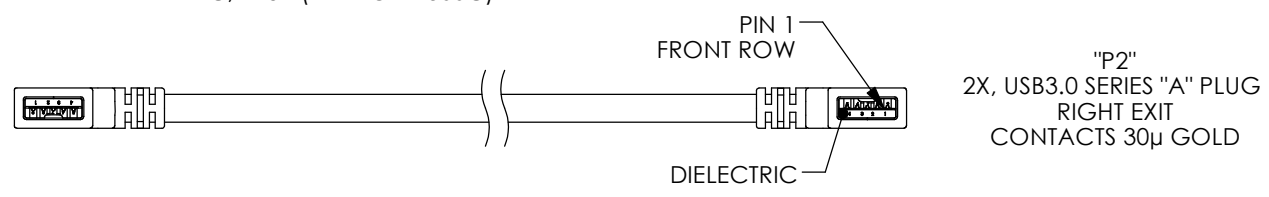
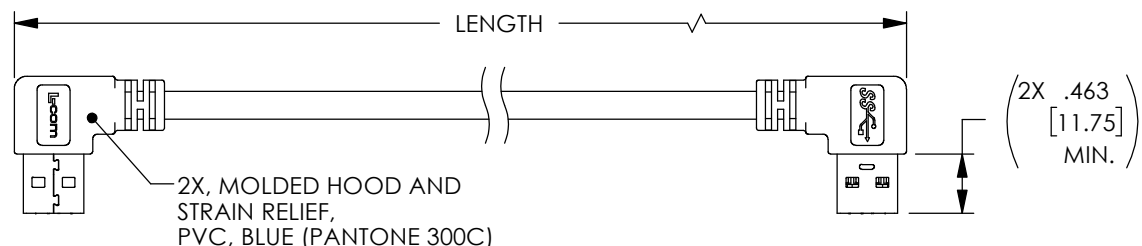


THE INFORMATION CONTAINED IN THIS DRAWING IS THE SOLE PROPERTY OF L-COM, INC. ANY REPRODUCTION IN PART OR WHOLE WITHOUT THE WRITTEN PERMISSION OF L-COM, INC. IS PROHIBITED.

REVISIONS			
REV	DESCRIPTION	DATE	APPROVED
A	REV A DRAWING RELEASED	03/06/18	JLABOY



PART NUMBER	LENGTH METERS [FEET]
U3A00080-03M	0.3 [.98]
U3A00080-05M	0.5 [1.64]
U3A00080-1M	1.0 [3.28]

- NOTES:
1. CABLE ASSEMBLY SHALL HAVE 360° SHIELD TERMINATION.
 2. CABLE ASSEMBLY MUST MEET USB 3.0 REQUIREMENTS.
 3. CABLE ASSEMBLY SHALL BE TESTED FOR CONTINUITY.
 4. CABLE ASSEMBLY SHALL BE INDIVIDUALLY PACKAGED IN ACCORDANCE WITH L-COM SPECIFICATION PS-0031.

REGULATORY COMPLIANCE:
CE2011/65/EU(RoHS DIRECTIVE)

UNLESS OTHERWISE SPECIFIED, DIMENSIONS ARE IN INCHES [mm] OVERALL CABLE LENGTH TOLERANCE: ≤12 [305] = +1 [25] / -0 >12 [305] ≤60 [1524] = +2 [51] / -0 >60 [1524] ≤120 [3048] = +4 [102] / -0 >120 [3048] ≤300 [7620] = +6 [152] / -0 >300 [7620] = +5% / -0%	APPROVALS	DATE		50 HIGH STREET NORTH ANDOVER, MA 01845
	DRAWN BY S.LI	12/07/17		CATEGORY
ALL OTHER DIMENSIONAL TOLERANCES: .X = ±.2 [5.08] .XX = ±.02 [1.51] .XXX = ±.005 [1.13]	CHECKED BY B.ZHANG	12/07/17	PRODUCT DESCRIPTION	
PROJECTION	APPROVED BY S.PAN	12/07/17	CA, USB3.0 TYPE A RA/TYPER A RA	
	CONFIGURATION DETAILS OF UNDIMENSIONED FEATURES MAY VARY	COLOR VARIATIONS MAY OCCUR	SIZE A	FSCM NO. 43321
			DWG. NO. U3A00080	REV. A
			SCALE: NONE	CAD FILE: U3A00080.SLDDRW
				SHEET 1 OF 1