

APAKM4012-C2G3D



40.0 x 40.0 x 12.2 mm
RoHS/RoHS II Compliant
MSL = N/A: Not Applicable

Features

- Stacked ceramic patch antenna
- Multiband GNSS GPS/GLONASS/Beidou/Galileo + SDARS
- RHCP polarization for GNSS
- LHCP polarization for SDARS

Applications

- GPS/GLONASS/Galileo/Beidou/SDAR applications
- IoT
- Satellite radio
- Remote technology monitoring
- Surveying and mapping systems
- Logistics


Electrical Specifications

Parameters	GNSS			SDARS			Units	Notes
	Min.	Typ.	Max.	Min.	Typ.	Max.		
Operating Frequency		1561			2320		MHz	
		1575			2332			
		1589			2345			
		1602						
Return Loss	-20	1561 MHz		-15	2320 MHz		dB	
	-6	1575 MHz			2332 MHz			
	-6	1589 MHz			2345 MHz			
	-30	1602 MHz						
Gain		2.7			4.0		dBi	$20^{\circ} \leq \varphi \leq 0^{\circ}$
		2.3			3.9			$40^{\circ} \leq \varphi \leq 20^{\circ}$
		1.8			3.5			$60^{\circ} \leq \varphi \leq 40^{\circ}$
		0.6			2.4			$65^{\circ} \leq \varphi \leq 60^{\circ}$
		-0.3			2.0			$70^{\circ} \leq \varphi \leq 65^{\circ}$
Polarization	RHCP			LHCP				

*Above mentioned values are for the ground plane size of 50 x 50 mm

Environmental Specifications

Parameters	Description
Operating Temperature	-40 °C to +85 °C
Storage Temperature	-40 °C to +105 °C
Frequency Temperature Coefficient	20ppm/deg. °C
Humidity	90 % ~ 95 % R.H.




APAKM4012-C2G3D

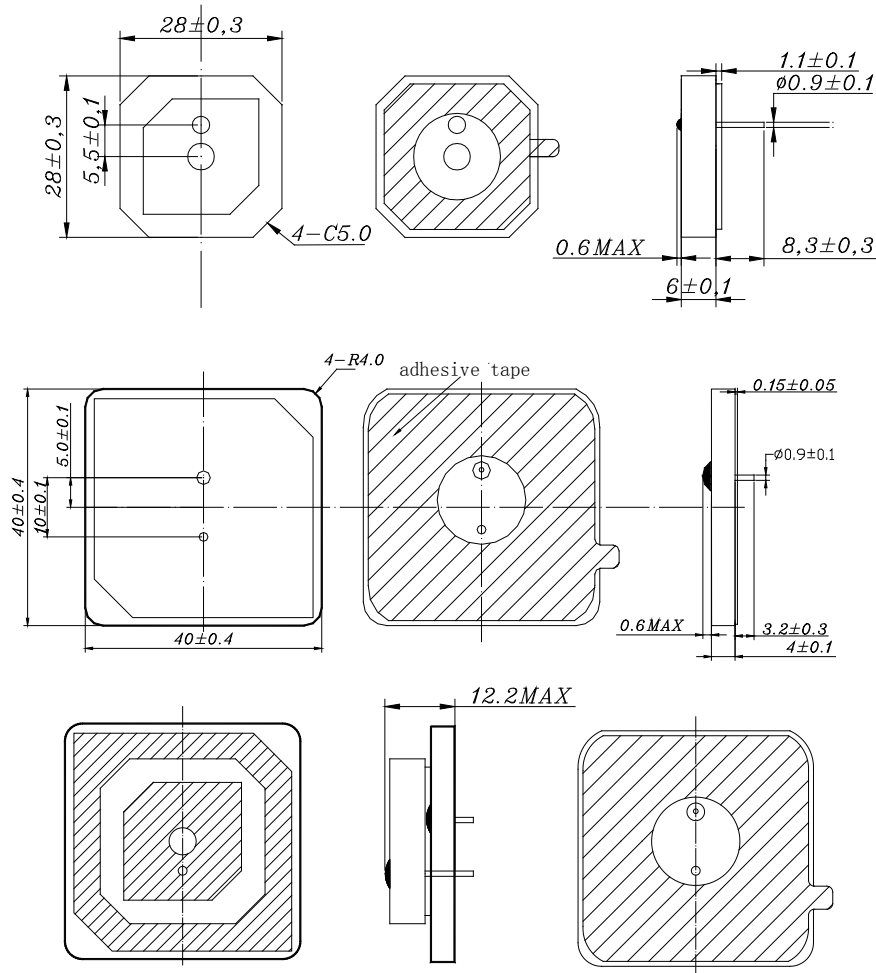


40.0 x 40.0 x 12.2 mm
 RoHS/RoHS II Compliant
 MSL = N/A: Not Applicable


Product Image



Product Dimensions



(Unit : mm)

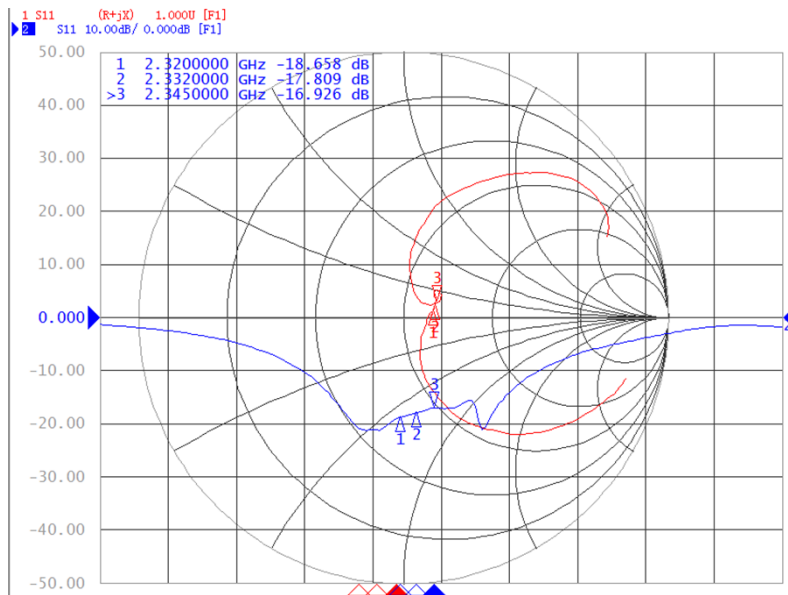
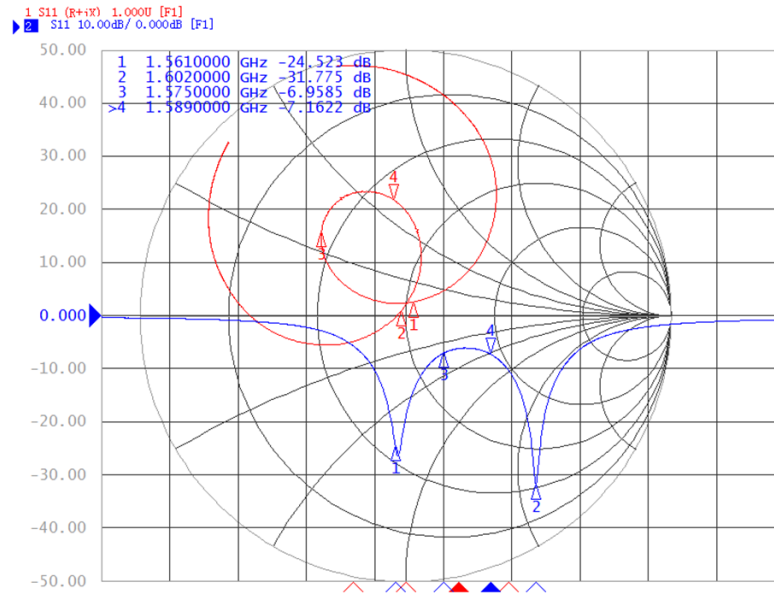



APAKM4012-C2G3D



40.0 x 40.0 x 12.2 mm
 RoHS/RoHS II Compliant
 MSL = N/A: Not Applicable

Return Loss and Impedance Characteristics



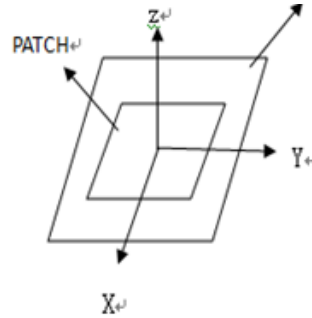


APAKM4012-C2G3D

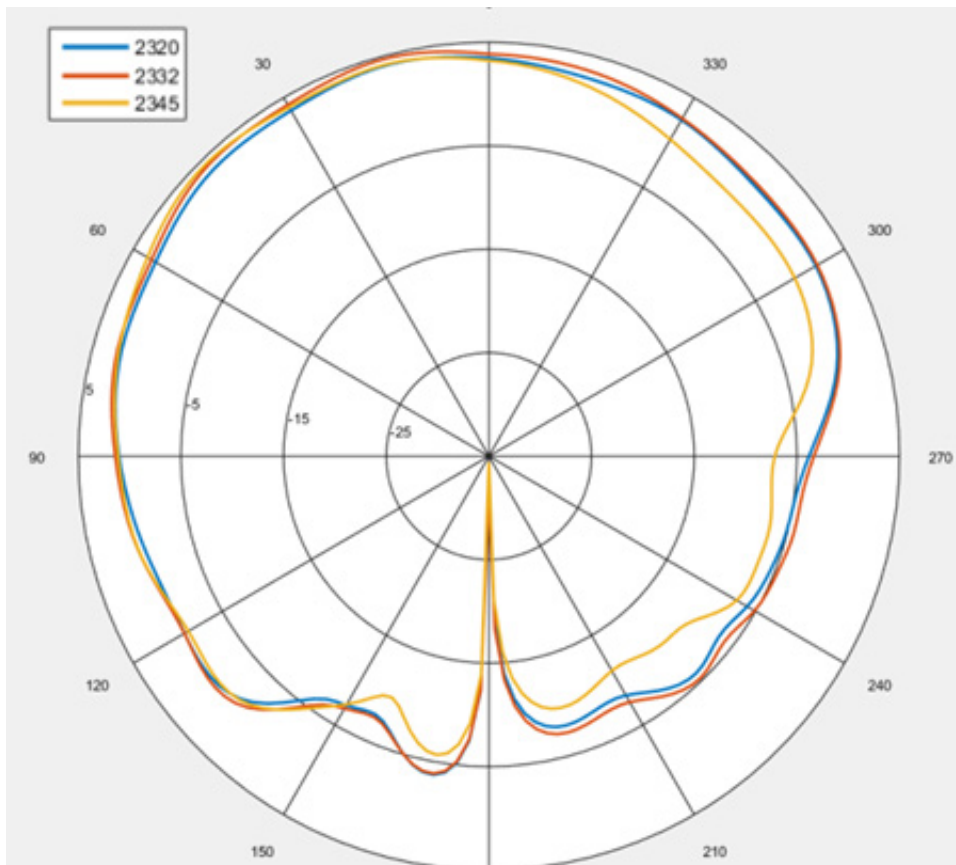



40.0 x 40.0 x 12.2 mm
RoHS/RoHS II Compliant
MSL = N/A: Not Applicable

Radiation Pattern - Gain



XZ - Plane





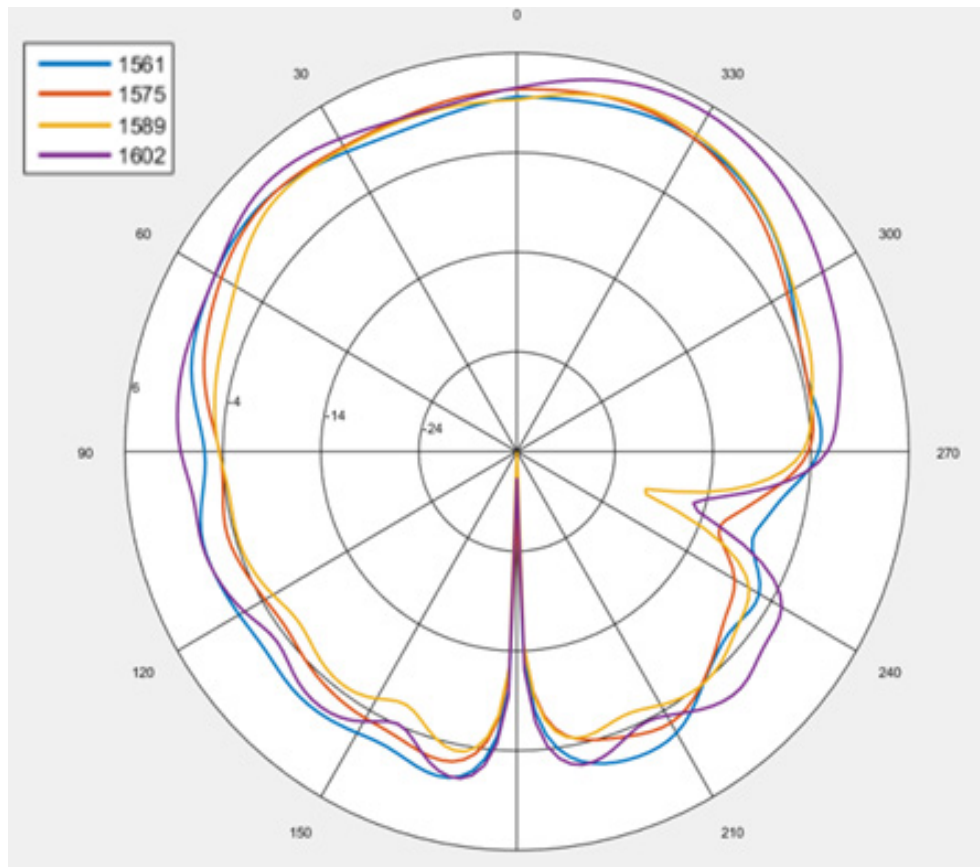
APAKM4012-C2G3D



40.0 x 40.0 x 12.2 mm
RoHS/RoHS II Compliant
MSL = N/A: Not Applicable

Radiation Pattern - Gain

YZ - Plane





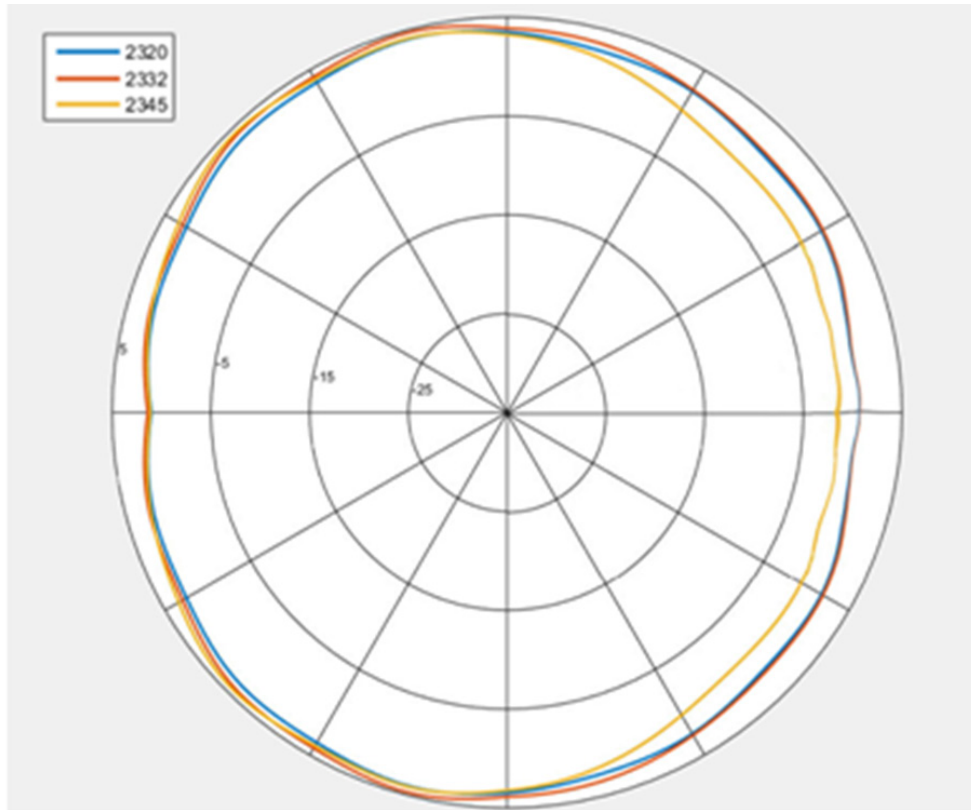
APAKM4012-C2G3D




40.0 x 40.0 x 12.2 mm
RoHS/RoHS II Compliant
MSL = N/A: Not Applicable

Radiation Pattern - Gain

XY - Plane





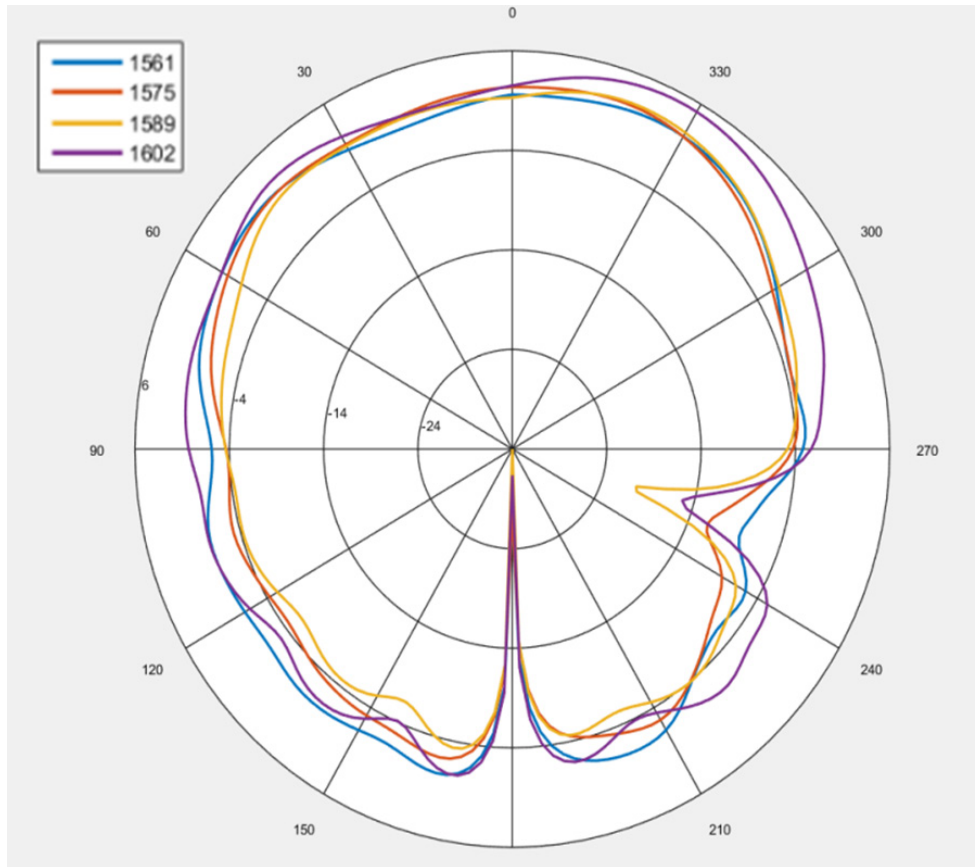
APAKM4012-C2G3D




40.0 x 40.0 x 12.2 mm
RoHS/RoHS II Compliant
MSL = N/A: Not Applicable

Radiation Pattern - GNSS

XZ - Plane





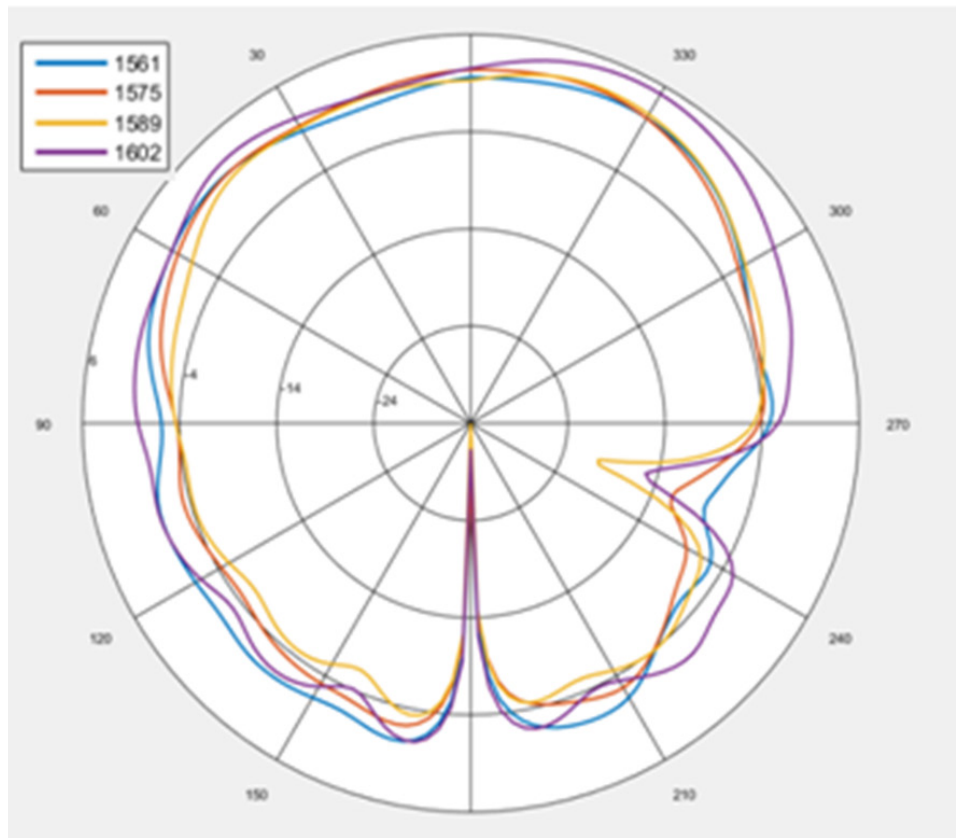
APAKM4012-C2G3D




40.0 x 40.0 x 12.2 mm
RoHS/RoHS II Compliant
MSL = N/A: Not Applicable

Radiation Pattern - GNSS

YZ - Plane





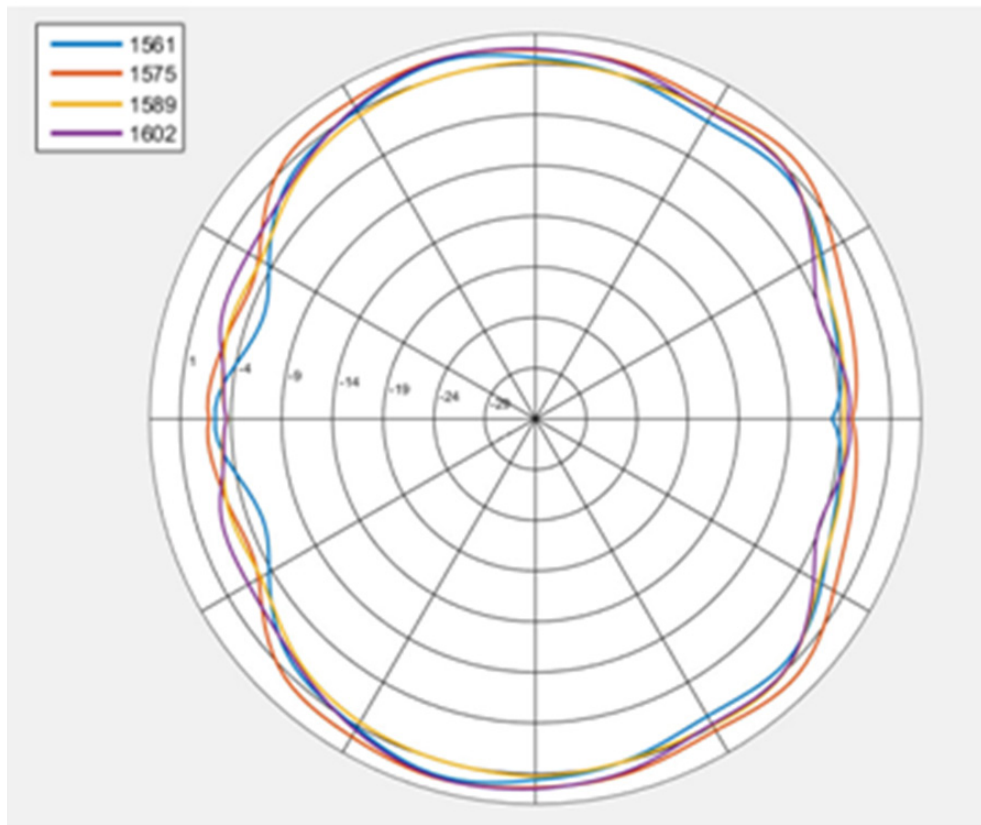
APAKM4012-C2G3D




40.0 x 40.0 x 12.2 mm
RoHS/RoHS II Compliant
MSL = N/A: Not Applicable

Radiation Pattern - GNSS

XY - Plane






APAKM4012-C2G3D




40.0 x 40.0 x 12.2 mm
RoHS/RoHS II Compliant
MSL = N/A: Not Applicable

Radiation Pattern - 3D Patterns


1561 MHz



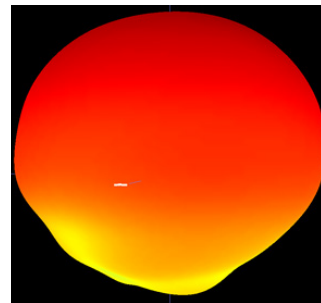
1575 MHz



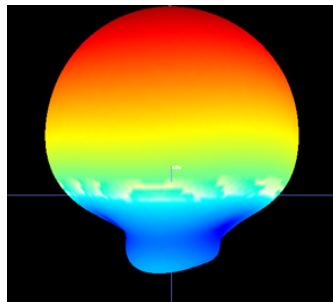
1589 MHz



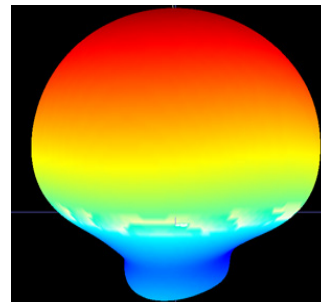
1602 MHz



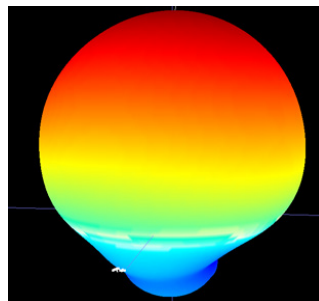
2320 MHz




2332 MHz



2345 MHz



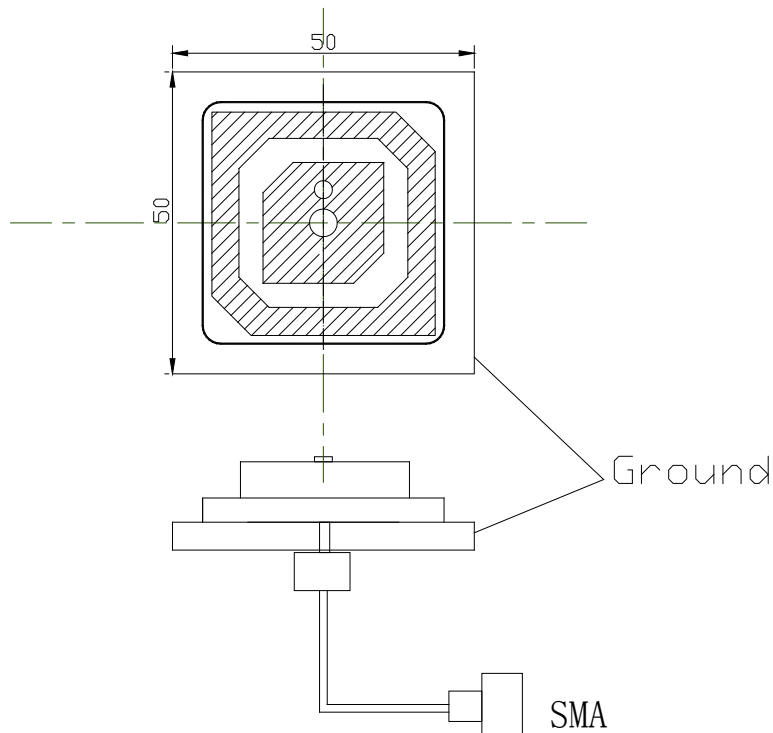



APAKM4012-C2G3D



40.0 x 40.0 x 12.2 mm
RoHS/RoHS II Compliant
MSL = N/A: Not Applicable

Test Jig





APAKM4012-C2G3D



40.0 x 40.0 x 12.2 mm
 RoHS/RoHS II Compliant
 MSL = N/A: Not Applicable

Reliability Test

Item	Test Condition	Remark
Humidity Test	The device is subjected to 90% to 95% relative humidity $60^{\circ}\text{C} \pm 3^{\circ}\text{C}$ for 96 h to 98 h, then dry out at $25^{\circ}\text{C} \pm 5^{\circ}\text{C}$ and less than 65% relative humidity for 2 h to 4 h. After drying out, the device shall satisfy the specification in Table.1.	It shall fulfill the specifications in Table.1.
High Temperature Exposure	The device shall satisfy the specification in Table.1. after leaving at 105°C for 96 h to 98 h, provided it would be measured after 2 h to 4 h leaving in $25^{\circ}\text{C} \pm 5^{\circ}\text{C}$ and less than 65% relative humidity.	It shall fulfill the specifications in Table.1.
Low Temperature Exposure	The device shall satisfy the specification in Table.1. after leaving at -40°C for 96 h to 98 h, provided it would be measured after 2 h to 4 h leaving in $25^{\circ}\text{C} \pm 5^{\circ}\text{C}$ and less than 65% relative humidity.	It shall fulfill the specifications in Table.1.
Temperature Cycle	Subject the device to -40°C for 30 min followed by a high temperature of 105°C for 30 min cycling shall be repeated 5 times. At the room temperature for 1 h prior to the measurement.	It shall fulfill the specifications in Table.1.
Vibration	Subject the device to vibration for 2 h each in x, y and z axis with the amplitude of 1.5 mm, the frequency shall be varied uniformly between the limits of 10 Hz to 55 Hz.	It shall fulfill the specifications in Table.1.
Soldering Test	Lead terminals are heated up to $350^{\circ}\text{C} \pm 10^{\circ}\text{C}$ for 5 ± 0.5 s with brand iron and then element shall be measured after being placed in natural conditions for 1 h. No visible damage and it shall fulfill the specifications in Table.1.	It shall fulfill the specifications in Table.1.
Solder ability	Lead terminals are immersed in soldering bath of 260°C to 290°C for 3 ± 0.5 s. More than 95% of the terminal surface of the device shall be covered with fresh solder.	The terminals shall be at least 95% covered by solder.
Terminal Pressure Strength	A force of 2 kg is applied to each lead in axial direction for 10 ± 1 s (see drawing). No visible damage and it shall fulfill the specifications in Fig.1.	Mechanical damage such as breaks shall not occur.

Fig. 1

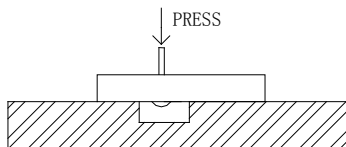



Table 1

Item	Specification After Test (MHz)
Center Frequency change	± 2.0

GNSS (GPS/GLONASS/BEIDOU/Galileo) + SDARS Stacked Ceramic Patch Antenna



APAKM4012-C2G3D



40.0 x 40.0 x 12.2 mm
RoHS/RoHS II Compliant
MSL = N/A: Not Applicable

Packaging

A package has 80 antenna elements.

Package Type	Quantity
1 Package base	10 Antennas
1 Vacuum bag	2 Package bases
1 Inner box	1 Vacuum bag
1 Package	4 Inner boxes

ATTENTION: Abracon LLC's products are COTS – Commercial-Off-The-Shelf products; suitable for Commercial, Industrial and, where designated, Automotive Applications. Abracon's products are not specifically designed for Military, Aviation, Aerospace, Life-dependent Medical applications or any application requiring high reliability where component failure could result in loss of life and/or property. For applications requiring high reliability and/or presenting an extreme operating environment, written consent and authorization from Abracon LLC is required. Please contact Abracon LLC for more information.



5101 Hidden Creek Ln Spicewood TX 78669
Phone: 512-371-6159 | Fax: 512-351-8858
For terms and conditions of sales, please visit:
www.abracon.com

REVISED: 06-13-19

ABRACON IS
ISO9001-2015
CERTIFIED