





















Current measuring module, Set current 0.3...3 A Overall width 45 mm, straight-through transformer

<b>product brand name</b>	SIMOCODE
<b>product designation</b>	Current measuring module
<b>product type designation</b>	IM
<b>General technical data</b>	
<b>size of the circuit-breaker</b>	S00, S0
<b>product function</b>	
• current measurement	Yes
• voltage measurement	No
• active power measurement	No
• energy measurement	No
• frequency measurement	No
<b>product component</b>	
• input for thermistor connection	No
<b>consumed active power</b>	0.2 W
<b>insulation voltage</b>	
• with degree of pollution 3 at AC rated value	690 V
• for wires of main circuit according to IEC 60947-1 rated value	6 kV
<b>surge voltage resistance rated value</b>	6 000 V
<b>shock resistance according to IEC 60068-2-27</b>	15 g / 11 ms
<b>vibration resistance</b>	1 ... 6 Hz / 15 mm; 6 ... 500 Hz / 2 g
<b>reference code according to IEC 81346-2</b>	F
<b>Substance Prohibitance (day/month/year)</b>	05/28/2009
<b>SVHC substance name</b>	Lead CAS-No. 7439-92-1 Lead monoxide (lead oxide) CAS-No. 1317-36-8
<b>Net Weight</b>	0.164 kg
<b>Electromagnetic compatibility</b>	
EMC emitted interference according to IEC 60947-1	class A
EMC immunity according to IEC 60947-1	corresponds to degree of severity 3
<b>conducted interference</b>	
• due to burst according to IEC 61000-4-4	2 kV
• due to conductor-earth surge according to IEC 61000-4-5	2 kV
• due to conductor-conductor surge according to IEC 61000-4-5	1 kV
<b>field-based interference according to IEC 61000-4-3</b>	10 V/m
<b>Inputs/ Outputs</b>	
<b>number of outputs as contact-affected switching element</b>	0
<b>Protective and monitoring functions</b>	
<b>product function</b>	
• power factor monitoring	No

<ul style="list-style-type: none"> <li>• ground-fault monitoring</li> <li>• voltage detection</li> </ul>	No
<b>trip class</b>	CLASS 5E
<b>product function</b>	
<ul style="list-style-type: none"> <li>• current detection</li> <li>• overload protection</li> </ul>	Yes
	Yes
<b>Installation/ mounting/ dimensions</b>	
<b>mounting position</b>	any
<b>fastening method</b>	screw and snap-on mounting
<b>height</b>	84 mm
<b>width</b>	45 mm
<b>depth</b>	45 mm
<b>required spacing</b>	
<ul style="list-style-type: none"> <li>• top</li> <li>• bottom</li> <li>• left</li> <li>• right</li> </ul>	30 mm
	30 mm
	0 mm
	0 mm
<b>diameter of inlet opening</b>	7.5 mm
<b>diameter of inlet opening for current measurement</b>	7.5 mm
<b>Connections/ Terminals</b>	
<b>type of electrical connection</b>	
<ul style="list-style-type: none"> <li>• for main current circuit</li> </ul>	straight-through transformers
<b>Ambient conditions</b>	
<b>installation altitude at height above sea level</b>	
<ul style="list-style-type: none"> <li>• 1 maximum</li> <li>• 2 maximum</li> <li>• 3 maximum</li> </ul>	2 000 m
	3 000 m; max. +50 °C (no protective separation)
	4 000 m; max. +40 °C (no protective separation)
<b>ambient temperature</b>	
<ul style="list-style-type: none"> <li>• during operation</li> <li>• during storage</li> <li>• during transport</li> </ul>	-25 ... +60 °C
	-40 ... +80 °C
	-40 ... +80 °C
<b>environmental category</b>	
<ul style="list-style-type: none"> <li>• during operation according to IEC 60721</li> <li>• during storage according to IEC 60721</li> <li>• during transport according to IEC 60721</li> </ul>	3K6 (no formation of ice, no condensation, relative humidity 10 ... 95%), 3C3 (no salt mist), 3S2 (sand must not get into the devices), 3M6
	1K6 (no condensation, relative humidity 10 ... 95%), 1C2 (no salt mist), 1S2 (sand must not get into the devices), 1M4
	2K2, 2C1, 2S1, 2M2
relative humidity during operation	5 ... 95 %
<b>Short-circuit protection</b>	
<b>product function short circuit protection</b>	No
IEC 61508	
Safety Integrity Level (SIL) according to IEC 61508	1
<b>ATEX</b>	
<b>certificate of suitability</b>	
<ul style="list-style-type: none"> <li>• according to ATEX directive 2014/34/EU</li> <li>• according to UKCA</li> </ul>	BVS 06 ATEX F001
	ITS21UKEX0464
explosion device group and category according to ATEX directive 2014/34/EU	II (2) G, II (2) D, I (M2)
<b>Galvanic isolation</b>	
<b>(electrically) protective separation according to IEC 60947-1</b>	All circuits with protective separation (double creepage paths and clearances), the information in the "Protective Separation" test report, No. A0258, must be observed (link see further information)
<b>Main circuit</b>	
<b>number of poles for main current circuit</b>	3
<b>adjustable current response value current of the current-dependent overload release</b>	0.3 ... 3 A
<b>operating voltage</b>	
<ul style="list-style-type: none"> <li>• at AC</li> </ul>	
<ul style="list-style-type: none"> <li>— at 50 Hz rated value</li> <li>— at 60 Hz rated value</li> </ul>	110 ... 690 V
	110 ... 690 V

operating frequency rated value	50 ... 60 Hz				
Control circuit/ Control					
type of voltage	AC				
Approvals Certificates					
Environment	General Product Approval				
<a href="#">Environmental Confirmations</a>					
General Product Approval	EMV	For use in hazardous locations			
					
For use in hazardous locations	Test Certificates	Maritime application			
	<a href="#">Miscellaneous</a>	<a href="#">Special Test Certificate</a>	<a href="#">Type Test Certificates/Test Report</a>		
Maritime application	other	Industrial Communication			
			<a href="#">Confirmation</a>	<a href="#">Confirmation</a>	

#### Further information

##### Information on the packaging

<https://support.industry.siemens.com/cs/ww/en/view/109813875>

##### Information for data generation and storage

<https://support.industry.siemens.com/cs/ww/en/view/109995012>

##### Information- and Downloadcenter (Catalogs, Brochures,...)

<https://www.siemens.com/ic10>

##### Industry Mall (Online ordering system)

<https://mall.industry.siemens.com/mall/en/en/Catalog/product?mlfb=3UF7100-1AA00-0>

##### Cax online generator

<https://support.automation.siemens.com/WW/CAXorder/default.aspx?lang=en&mlfb=3UF7100-1AA00-0>

##### Service&Support (Manuals, Certificates, Characteristics, FAQs,...)

<https://support.industry.siemens.com/cs/ww/en/ps/3UF7100-1AA00-0>

##### Image database (product images, 2D dimension drawings, 3D models, device circuit diagrams, EPLAN macros, ...)

[https://www.automation.siemens.com/bilddb/cax\\_de.aspx?mlfb=3UF7100-1AA00-0&lang=en](https://www.automation.siemens.com/bilddb/cax_de.aspx?mlfb=3UF7100-1AA00-0&lang=en)

