











busbar system busbar center-to-center spacing 60 mm device holder, width: 45 mm busbar thickness: 5.10 mm+TT profile without electrical contacting with 1 mounting rail 35 mm, for lateral mounting on adapter 8US1211-1NS10 length 200 mm

Model	
product brand name	SENTRON
product designation	device holder
design of the product	Accessories
number of mounting rails	1
Mechanical Design	
height	200 mm
width of the adapter	45 mm
depth	59 mm
thickness of the busbar	
• minimum	5 mm
busbar center-to-center spacing	60 mm
Net Weight	219 g
Approvals Certificates	
Environment	General Product Approval
Environmental Con- firmations	Environmental Con- firmations
	
	
	
General Product Approval	Test Certificates
Confirmation	Miscellaneous
	
	
other	Maritime application
Confirmation	Miscellaneous
	

Further information

Information on the packaging
<https://support.industry.siemens.com/cs/ww/en/view/109813875>

Information for data generation and storage
<https://support.industry.siemens.com/cs/ww/en/view/109995012>

Information- and Downloadcenter (Catalogs, Brochures,...)

<https://www.siemens.com/lowvoltage/catalogs>

Industry Mall (Online ordering system)

<https://mall.industry.siemens.com/mall/en/en/Catalog/product?mlfb=8US1250-1AA10>

Service&Support (Manuals, Certificates, Characteristics, FAQs,...)

<https://support.industry.siemens.com/cs/ww/en/ps/8US1250-1AA10>

Image database (product images, 2D dimension drawings, 3D models, device circuit diagrams, ...)

https://www.automation.siemens.com/bilddb/cax_en.aspx?mlfb=8US1250-1AA10

CAX-Online-Generator

<https://www.siemens.com/cax>

Tender specifications

<https://www.siemens.com/specifications>

Characteristic curves

[https://curves.simaris.siemens.com/curves/<mmp_prod_noCOMP="HAUPT"></mmp_prod_no>](https://curves.simaris.siemens.com/curves/<mmp_prod_noCOMP=)

last modified:

4/11/2025 

