



basic device SIMOCODE pro V PN, Ethernet/PROFINET IO, PN system redundancy, OPC UA server, web server, transfer rate 100 Mbps, 2 x bus connection via RJ45, 4 I/O freely configurable, Us: 110...240 V AC/DC, input for thermistor connection monostable relay outputs, expandable by expansion modules

product brand name	SIMOCODE
product designation	Motor management system
design of the product	basic unit 3
product type designation	pro V PN
General technical data	
product function	
• current measurement	No
• voltage measurement	No
• active power measurement	Yes
• energy measurement	No
• frequency measurement	No
• bus communication	Yes
• data acquisition function	Yes
• diagnostics function	Yes
• password protection	Yes
• test function	Yes
• maintenance function	Yes
product component	
• input for thermistor connection	Yes
• digital input	Yes
• input for analog temperature sensors	No
• input for ground fault detection	No
• relay output	Yes
product extension	
• temperature monitoring module	Yes
• current measuring module	Yes
• current/voltage measuring module	Yes
• fail-safe digital I/O module	Yes
• ground-fault monitoring module	Yes
• decoupling module	Yes
• analog I/O module	Yes
• digital I/O module with monostable outputs	Yes
• digital I/O module with bistable outputs	Yes
• control unit with display	Yes
• control unit	Yes
apparent power consumption	8.3 VA
consumed active power	4.5 W
insulation voltage with degree of pollution 3 at AC rated value	300 V
surge voltage resistance rated value	4 000 V

shock resistance	
<ul style="list-style-type: none"> ● according to IEC 60068-2-27 	15 g / 11 ms
<ul style="list-style-type: none"> ● vibration resistance 	1 ... 6 Hz / 15 mm; 6 ... 500 Hz / 2 g
switching capacity current of the NO contacts of the relay outputs at AC-15	
<ul style="list-style-type: none"> ● at 24 V 	6 A
<ul style="list-style-type: none"> ● at 120 V 	6 A
<ul style="list-style-type: none"> ● at 230 V 	3 A
switching capacity current of the NO contacts of the relay outputs at DC-13	
<ul style="list-style-type: none"> ● at 24 V 	2 A
<ul style="list-style-type: none"> ● at 60 V 	0.55 A
<ul style="list-style-type: none"> ● at 125 V 	0.25 A
mechanical service life (operating cycles) typical	10 000 000
electrical endurance (operating cycles) typical	100 000
buffering time in the event of power failure	0.02 s
reference code according to IEC 81346-2	F
continuous current of the NO contacts of the relay outputs	
<ul style="list-style-type: none"> ● at 50 °C 	6 A
<ul style="list-style-type: none"> ● at 60 °C 	5 A
type of input characteristic	Type 1 in accordance with EN 61131-2
Substance Prohibitance (day/month/year)	03/01/2017
SVHC substance name	Lead CAS-No. 7439-92-1 Lead monoxide (lead oxide) CAS-No. 1317-36-8 2-methyl-1-(4-methylthiophenyl)-2-morpholinopropan-1-one CAS-No. 71868-10-5 Melamine CAS-No. 108-78-1 4,4'-isopropylidenediphenol (Bisphenol A, BPA) CAS-No. 80-05-7 2-benzyl-2-dimethylamino-4'-morpholinobutyrophenone CAS-No. 119313-12-1
Net Weight	0.335 kg
Electromagnetic compatibility	
EMC emitted interference according to IEC 60947-1	class A
EMC immunity according to IEC 60947-1	corresponds to degree of severity 3
conducted interference	
<ul style="list-style-type: none"> ● due to burst according to IEC 61000-4-4 	2 kV (power ports) / 1 kV (signal ports)
<ul style="list-style-type: none"> ● due to conductor-earth surge according to IEC 61000-4-5 	2 kV
<ul style="list-style-type: none"> ● due to conductor-conductor surge according to IEC 61000-4-5 	1 kV
<ul style="list-style-type: none"> ● due to high-frequency radiation according to IEC 61000-4-6 	10 V
field-based interference according to IEC 61000-4-3	10 V/m
electrostatic discharge according to IEC 61000-4-2	6 kV contact discharge / 8 kV air discharge
conducted HF interference emissions according to CISPR11	corresponds to degree of severity A
field-bound HF interference emission according to CISPR11	corresponds to degree of severity A
Inputs/ Outputs	
product function	
<ul style="list-style-type: none"> ● parameterizable inputs 	Yes
<ul style="list-style-type: none"> ● parameterizable outputs 	Yes
number of inputs	4
<ul style="list-style-type: none"> ● for thermistor connection 	1
number of digital inputs with a common reference potential	4
digital input version	
<ul style="list-style-type: none"> ● type 1 acc. to IEC 61131 	Yes
input voltage at digital input at DC	
<ul style="list-style-type: none"> ● rated value 	24 V
number of outputs	3
number of semiconductor outputs	0
number of outputs as contact-affected switching element	3
switching behavior	monostable
number of relay outputs	3

type of relay outputs	Monostable
wire length for digital signals maximum	300 m
wire length for thermistor connection	
• with conductor cross-section = 0.5 mm ² maximum	50 m
• with conductor cross-section = 1.5 mm ² maximum	150 m
• with conductor cross-section = 2.5 mm ² maximum	250 m

Protective and monitoring functions

product function	
• asymmetry detection	Yes
• blocking current evaluation	Yes
• power factor monitoring	Yes
• ground fault detection	Yes
• ground-fault monitoring	No
• phase failure detection	Yes
• phase sequence recognition	Yes
• voltage detection	Yes
• monitoring of number of start operations	Yes
• overvoltage detection	Yes
• overcurrent detection 1 phase	Yes
• undervoltage detection	Yes
• undercurrent detection 1 phase	Yes
• active power monitoring	Yes

product function	
• current detection	Yes
• overload protection	Yes
• evaluation of thermistor motor protection	Yes

total cold resistance number of sensors in series maximum	1.5 kΩ
--	--------

response value of thermoresistor	3 400 ... 3 800 Ω
• of the short-circuit control	9 Ω

release value of thermoresistor	1 500 ... 1 650 Ω
--	-------------------

Motor control functions

product function	
• parameterizable overload relay	Yes
• circuit breaker control	Yes
• direct start	Yes
• reverse starting	Yes
• star-delta circuit	Yes
• star-delta reversing circuit	Yes
• Dahlander circuit	Yes
• Dahlander reversing circuit	Yes
• pole-changing switch circuit	Yes
• pole-changing switch reversing circuit	Yes
• slide control	Yes
• valve control	Yes

Communication/ Protocol

protocol is supported	
• PROFIBUS DP protocol	No
• PROFINET IO protocol	Yes
• PROFI-safe protocol	Yes
• Modbus RTU	No
• EtherNet/IP	No
• OPC UA Server	Yes
• LLDP	Yes
• Address Resolution Protocol (ARP)	Yes
• SNMP	Yes
• HTTPS	Yes
• NTP	Yes
• Media Redundancy Protocol (MRP)	Yes

product function	
-------------------------	--

<ul style="list-style-type: none"> • web server 	Yes
<ul style="list-style-type: none"> • shared device 	Yes
<ul style="list-style-type: none"> • at the Ethernet interface Autocrossover 	Yes
<ul style="list-style-type: none"> • at the Ethernet interface Autonegotiation 	Yes
<ul style="list-style-type: none"> • at the Ethernet interface Autosensing 	Yes
<ul style="list-style-type: none"> • Media Redundancy Protocol for Planned Duplication (MRPD) 	Yes
<ul style="list-style-type: none"> • is supported Device Level Ring (DLR) 	No
<ul style="list-style-type: none"> • is supported PROFINET system redundancy (S2) 	Yes
<ul style="list-style-type: none"> • supports PROFinenergy measured values 	Yes
<ul style="list-style-type: none"> • supports PROFinenergy shutdown 	Yes
transfer rate	100 Mbit/s
transfer rate maximum	100 Mbit/s
PROFINET conformity class	C
identification & maintenance function	
<ul style="list-style-type: none"> • I&M0 - device-specific information 	Yes
<ul style="list-style-type: none"> • I&M1 - higher level designation/location designation 	Yes
<ul style="list-style-type: none"> • I&M2 - installation date 	Yes
<ul style="list-style-type: none"> • I&M3 - comment 	Yes
type of electrical connection of the communication interface	2x RJ45
Installation/ mounting/ dimensions	
mounting position	any
fastening method	screw and snap-on mounting
height	111 mm
width	45 mm
depth	124 mm
required spacing	
<ul style="list-style-type: none"> • top 	40 mm
<ul style="list-style-type: none"> • bottom 	40 mm
<ul style="list-style-type: none"> • left 	0 mm
<ul style="list-style-type: none"> • right 	0 mm
Connections/ Terminals	
product component removable terminal for auxiliary and control circuit	Yes
type of electrical connection	
<ul style="list-style-type: none"> • for auxiliary and control circuit 	screw-type terminals
type of connectable conductor cross-sections	
<ul style="list-style-type: none"> • solid 	1x (0.5 ... 4.0mm ²), 2x (0.5 ... 2.5 mm ²)
<ul style="list-style-type: none"> • finely stranded with core end processing 	1x (0.5 ... 2.5 mm ²), 2x (0.5 ... 1.5 mm ²)
<ul style="list-style-type: none"> • for AWG cables solid 	1x (20 ... 12), 2x (20 ... 14)
<ul style="list-style-type: none"> • for AWG cables stranded 	1x (20 ... 14), 2x (20 ... 16)
tightening torque with screw-type terminals	0.8 ... 1.2 N·m
tightening torque [lbf·in] with screw-type terminals	7 ... 10.3 lbf·in
Ambient conditions	
installation altitude at height above sea level maximum	2 000 m
<ul style="list-style-type: none"> • note 	Restrictions apply to higher installation altitudes, see: https://support.industry.siemens.com/cs/document/109995153
ambient temperature	
<ul style="list-style-type: none"> • during operation 	-25 ... +60 °C
<ul style="list-style-type: none"> • during storage 	-40 ... +80 °C
<ul style="list-style-type: none"> • during transport 	-40 ... +80 °C
environmental category	
<ul style="list-style-type: none"> • during operation according to IEC 60721 	3K6 (no formation of ice, no condensation, relative humidity 10 ... 95%), 3C3 (no salt mist), 3S2 (sand must not get into the devices), 3M6
<ul style="list-style-type: none"> • during storage according to IEC 60721 	1K6 (no condensation, relative humidity 10 ... 95%), 1C2 (no salt mist), 1S2 (sand must not get into the devices), 1M4
<ul style="list-style-type: none"> • during transport according to IEC 60721 	2K2, 2C1, 2S1, 2M2
relative humidity	
<ul style="list-style-type: none"> • during operation 	5 ... 95 %
contact rating of auxiliary contacts according to UL	B300 / R300

Short-circuit protection

design of short-circuit protection per output	Fuse links: gG 6 A, quick-response 10 A (IEC 60947-5-1), miniature circuit-breaker C char.: 1.6 A (IEC 60947-5-1) or 6 A (I _{LK} < 500 A)
---	--

Electrical Safety

touch protection against electrical shock	finger-safe
--	-------------

ATEX

certificate of suitability <ul style="list-style-type: none"> • IECEx • according to ATEX directive 2014/34/EU • according to UKCA 	Yes; IECEx BVS 20.0020 / IECEx PTB 18.0004X BVS 06 ATEX F001, PTB 18 ATEX 5003 X ITS21UKEX0464, ITS21UKEX0455X
--	--

Galvanic isolation

(electrically) protective separation according to IEC 60947-1	All circuits with protective separation (double creepage paths and clearances), the information in the "Protective Separation" test report, No. A0258, must be observed (link see further information)
design of the electrical isolation <ul style="list-style-type: none"> • note 	Protective separation in accordance with IEC 60947-1 for all circuits Test report No. A0258 must be observed (https://support.industry.siemens.com/cs/document/109748152)

Control circuit/ Control

product function soft starter control	Yes
type of voltage of the control supply voltage	AC/DC
control supply voltage at AC <ul style="list-style-type: none"> • at 50 Hz rated value • at 60 Hz rated value 	110 ... 240 V 110 ... 240 V
control supply voltage frequency <ul style="list-style-type: none"> • 1 rated value • 2 rated value 	50 Hz 60 Hz
relative symmetrical tolerance of the control supply voltage frequency	5 %
control supply voltage at DC rated value	110 ... 240 V
operating range factor control supply voltage rated value at DC <ul style="list-style-type: none"> • initial value • full-scale value 	0.85 1.1
operating range factor control supply voltage rated value at AC at 50 Hz <ul style="list-style-type: none"> • initial value • full-scale value 	0.85 1.1
operating range factor control supply voltage rated value at AC at 60 Hz <ul style="list-style-type: none"> • initial value • full-scale value 	0.85 1.1
inrush current peak <ul style="list-style-type: none"> • at 240 V 	15 A
duration of inrush current peak <ul style="list-style-type: none"> • at 240 V 	1 ms

Approvals Certificates

Environment	General Product Approval
-------------	--------------------------

[Environmental Conformations](#)



General Product Approval	EMV	For use in hazardous locations
--------------------------	-----	--------------------------------



For use in hazardous locations	Test Certificates
--------------------------------	-------------------



IECEEx



ATEX

[Miscellaneous](#)

[Special Test Certificate](#)

[Special Test Certificate](#)

[Type Test Certificates/Test Report](#)

Maritime application

other



ABS



DNV



LRS



RMRS



[Confirmation](#)

other

Industrial Communication

[Confirmation](#)

[PROFINET](#)



Profibus

Further information

Information on the packaging

<https://support.industry.siemens.com/cs/ww/en/view/109813875>

Information for data generation and storage

<https://support.industry.siemens.com/cs/ww/en/view/109995012>

Information- and Downloadcenter (Catalogs, Brochures,...)

<https://www.siemens.com/ic10>

Industry Mall (Online ordering system)

<https://mall.industry.siemens.com/mall/en/en/Catalog/product?mlfb=3UF7011-1AU00-0>

Cax online generator

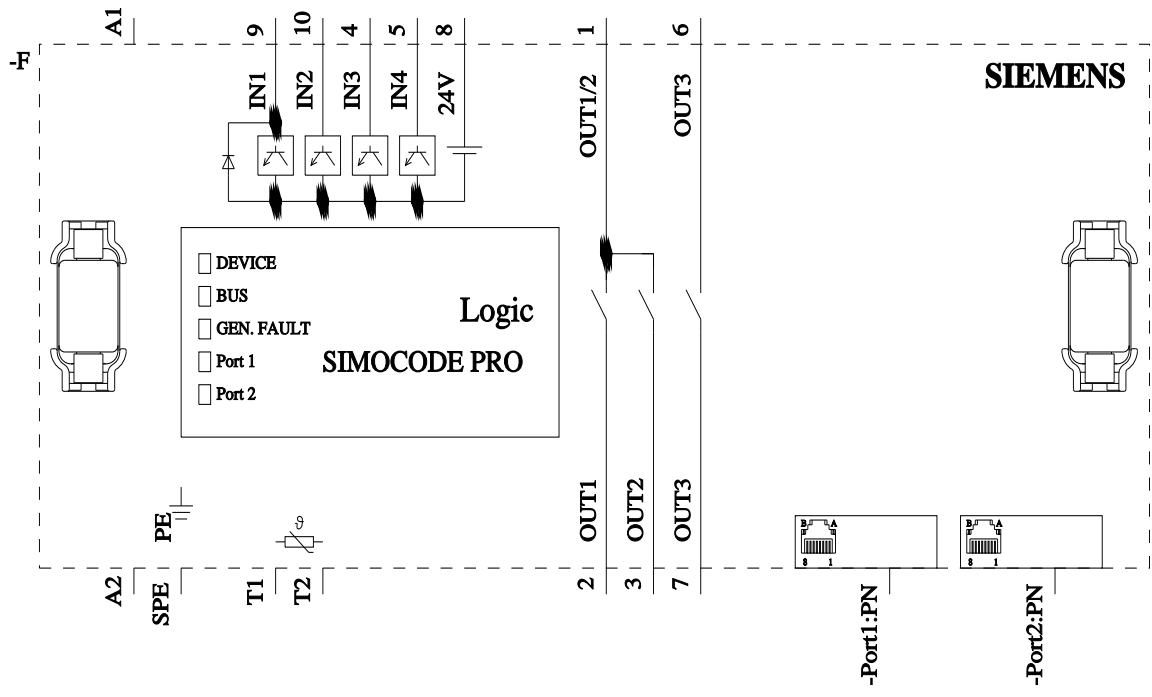
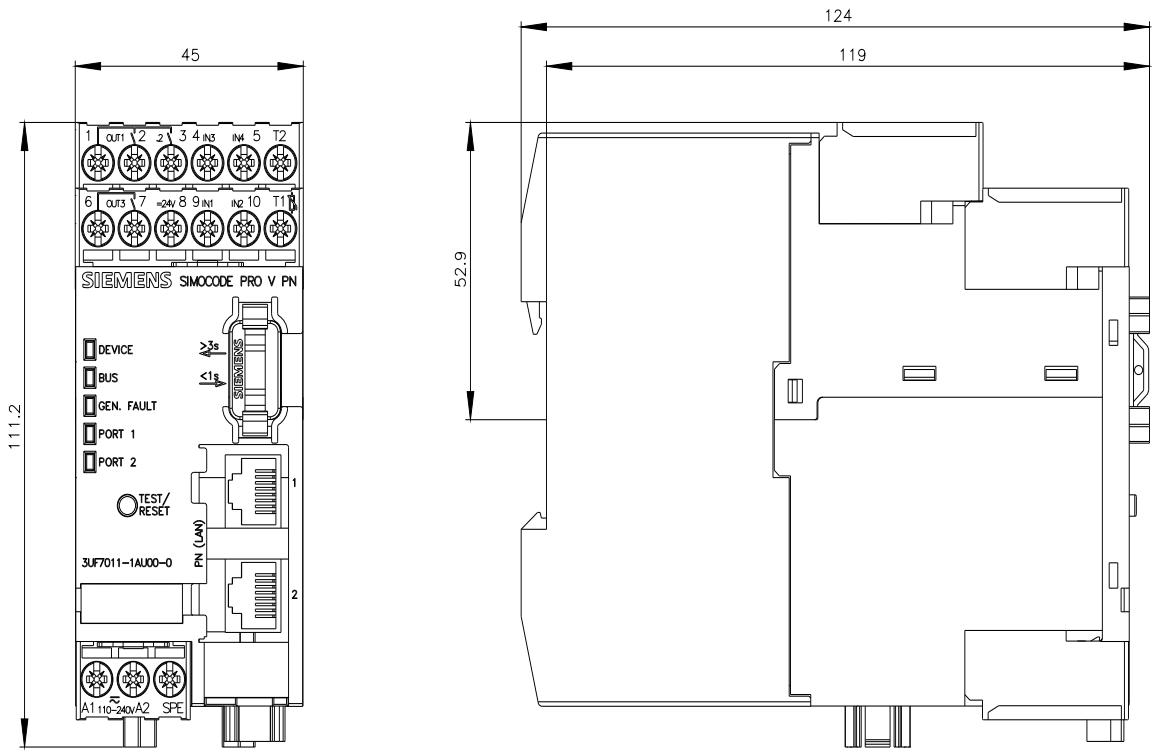
<https://support.automation.siemens.com/WW/CAXorder/default.aspx?lang=en&mlfb=3UF7011-1AU00-0>

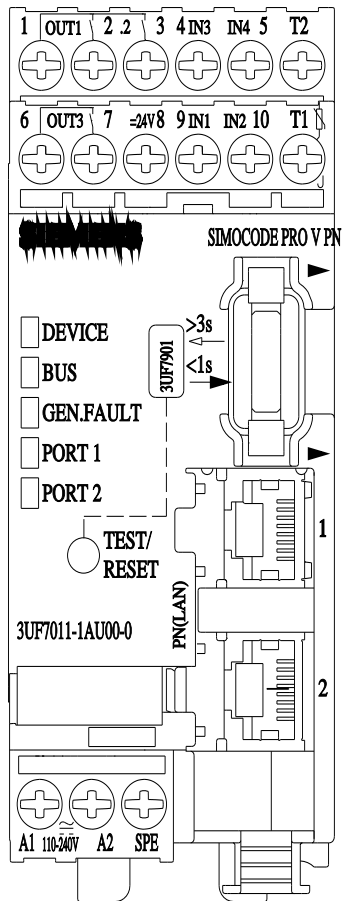
Service&Support (Manuals, Certificates, Characteristics, FAQs,...)

<https://support.industry.siemens.com/cs/ww/en/ps/3UF7011-1AU00-0>

Image database (product images, 2D dimension drawings, 3D models, device circuit diagrams, EPLAN macros, ...)

https://www.automation.siemens.com/bilddb/cax_de.aspx?mlfb=3UF7011-1AU00-0&lang=en





last modified:

4/4/2026