



basic device SIMOCODE pro V PN GP , Ethernet/PROFINET IO, PN system redundancy, OPC UA server, web server, transfer rate 100 Mbps, 1 x bus connection via RJ45, 4 I/O freely configurable, Us: 24 V DC, input for thermistor connection monostable relay outputs, expandable by 1 expansion module(DM, TM, EM)

<b>product brand name</b>	SIMOCODE
<b>product designation</b>	Motor management system
<b>design of the product</b>	basic unit 3
<b>product type designation</b>	pro V PN GP
<b>General technical data</b>	
<b>product function</b>	
• current measurement	No
• voltage measurement	No
• active power measurement	No
• energy measurement	No
• frequency measurement	No
• bus communication	Yes
• data acquisition function	Yes
• diagnostics function	Yes
• password protection	Yes
• test function	Yes
• maintenance function	Yes
<b>product component</b>	
• input for thermistor connection	Yes
• digital input	Yes
• input for analog temperature sensors	No
• input for ground fault detection	No
• relay output	Yes
<b>product extension</b>	
• temperature monitoring module	Yes
• current measuring module	Yes
• current/voltage measuring module	No
• fail-safe digital I/O module	No
• ground-fault monitoring module	Yes
• decoupling module	No
• analog I/O module	No
• digital I/O module with monostable outputs	Yes
• digital I/O module with bistable outputs	No
• control unit with display	No
• control unit	Yes
<b>consumed active power</b>	3.6 W
insulation voltage with degree of pollution 3 at AC rated value	300 V
<b>surge voltage resistance rated value</b>	4 000 V
<b>shock resistance</b>	

• according to IEC 60068-2-27	15 g / 11 ms
• vibration resistance	1 ... 6 Hz / 15 mm; 6 ... 500 Hz / 2 g
<b>switching capacity current of the NO contacts of the relay outputs at AC-15</b>	
• at 24 V	6 A
• at 120 V	6 A
• at 230 V	3 A
<b>switching capacity current of the NO contacts of the relay outputs at DC-13</b>	
• at 24 V	2 A
• at 60 V	0.55 A
• at 125 V	0.25 A
<b>mechanical service life (operating cycles) typical</b>	10 000 000
electrical endurance (operating cycles) typical	100 000
<b>buffering time in the event of power failure</b>	0.02 s
<b>reference code according to IEC 81346-2</b>	F
continuous current of the NO contacts of the relay outputs	
• at 50 °C	6 A
• at 60 °C	5 A
<b>type of input characteristic</b>	Type 1 in accordance with EN 61131-2
<b>Substance Prohibition (day/month/year)</b>	08/31/2018
<b>SVHC substance name</b>	Lead CAS-No. 7439-92-1 Lead monoxide (lead oxide) CAS-No. 1317-36-8 2-methyl-1-(4-methylthiophenyl)-2-morpholinopropan-1-one CAS-No. 71868-10-5 4,4'-isopropylidenediphenol (Bisphenol A, BPA) CAS-No. 80-05-7
<b>Net Weight</b>	0.319 kg
<b>Electromagnetic compatibility</b>	
EMC emitted interference according to IEC 60947-1	class A
EMC immunity according to IEC 60947-1	corresponds to degree of severity 3
<b>conducted interference</b>	
• due to burst according to IEC 61000-4-4	2 kV (power ports) / 1 kV (signal ports)
• due to conductor-earth surge according to IEC 61000-4-5	2 kV
• due to conductor-conductor surge according to IEC 61000-4-5	1 kV
• due to high-frequency radiation according to IEC 61000-4-6	10 V
<b>field-based interference according to IEC 61000-4-3</b>	10 V/m
<b>electrostatic discharge according to IEC 61000-4-2</b>	6 kV contact discharge / 8 kV air discharge
<b>conducted HF interference emissions according to CISPR11</b>	corresponds to degree of severity A
<b>field-bound HF interference emission according to CISPR11</b>	corresponds to degree of severity A
<b>Inputs/ Outputs</b>	
<b>product function</b>	
• parameterizable inputs	Yes
• parameterizable outputs	Yes
<b>number of inputs</b>	4
• for thermistor connection	1
number of digital inputs with a common reference potential	4
<b>digital input version</b>	
• type 1 acc. to IEC 61131	Yes
<b>input voltage at digital input at DC</b>	
• rated value	24 V
<b>number of outputs</b>	3
<b>number of semiconductor outputs</b>	0
<b>number of outputs as contact-affected switching element</b>	3
<b>switching behavior</b>	monostable
<b>number of relay outputs</b>	3
<b>type of relay outputs</b>	Monostable
<b>wire length for digital signals maximum</b>	300 m

<b>wire length for thermistor connection</b>	
• with conductor cross-section = 0.5 mm <sup>2</sup> maximum	50 m
• with conductor cross-section = 1.5 mm <sup>2</sup> maximum	150 m
• with conductor cross-section = 2.5 mm <sup>2</sup> maximum	250 m

**Protective and monitoring functions**

<b>product function</b>	
• asymmetry detection	Yes
• blocking current evaluation	Yes
• power factor monitoring	No
• ground fault detection	Yes
• ground-fault monitoring	No
• phase failure detection	Yes
• phase sequence recognition	No
• voltage detection	No
• monitoring of number of start operations	Yes
• overvoltage detection	No
• overcurrent detection 1 phase	Yes
• undervoltage detection	No
• undercurrent detection 1 phase	Yes
• active power monitoring	No

<b>product function</b>	
• current detection	Yes
• overload protection	Yes
• evaluation of thermistor motor protection	Yes

<b>total cold resistance number of sensors in series maximum</b>	1.5 kΩ
--	--------

<b>response value of thermoresistor</b>	3 400 ... 3 800 Ω
• of the short-circuit control	9 Ω

<b>release value of thermoresistor</b>	1 500 ... 1 650 Ω
--	-------------------

**Motor control functions**



















<b>product function</b>	
• parameterizable overload relay	Yes
• circuit breaker control	Yes
• direct start	Yes
• reverse starting	Yes
• star-delta circuit	Yes
• star-delta reversing circuit	No
• Dahlander circuit	No
• Dahlander reversing circuit	No
• pole-changing switch circuit	No
• pole-changing switch reversing circuit	No
• slide control	No
• valve control	No

**Communication/ Protocol**

<b>protocol is supported</b>	
• PROFIBUS DP protocol	No
• PROFINET IO protocol	Yes
• PROFIsafe protocol	No
• Modbus RTU	No
• EtherNet/IP	No
• OPC UA Server	Yes
• LLDP	Yes
• Address Resolution Protocol (ARP)	Yes
• SNMP	Yes
• HTTPS	Yes
• NTP	Yes
• Media Redundancy Protocol (MRP)	No

<b>product function</b>	
• web server	Yes
• shared device	No

<ul style="list-style-type: none"> <li>• at the Ethernet interface Autocrossover</li> </ul>	Yes
<ul style="list-style-type: none"> <li>• at the Ethernet interface Autonegotiation</li> </ul>	Yes
<ul style="list-style-type: none"> <li>• at the Ethernet interface Autosensing</li> </ul>	Yes
<ul style="list-style-type: none"> <li>• Media Redundancy Protocol for Planned Duplication (MRPD)</li> </ul>	No
<ul style="list-style-type: none"> <li>• is supported Device Level Ring (DLR)</li> </ul>	No
<ul style="list-style-type: none"> <li>• is supported PROFINET system redundancy (S2)</li> </ul>	Yes
<ul style="list-style-type: none"> <li>• supports PROFinergy measured values</li> </ul>	Yes
<ul style="list-style-type: none"> <li>• supports PROFinergy shutdown</li> </ul>	Yes
<b>transfer rate</b>	100 Mbit/s
<b>transfer rate maximum</b>	100 Mbit/s
<b>PROFINET conformity class</b>	C
<b>identification &amp; maintenance function</b>	
<ul style="list-style-type: none"> <li>• I&amp;M0 - device-specific information</li> </ul>	Yes
<ul style="list-style-type: none"> <li>• I&amp;M1 - higher level designation/location designation</li> </ul>	Yes
<ul style="list-style-type: none"> <li>• I&amp;M2 - installation date</li> </ul>	Yes
<ul style="list-style-type: none"> <li>• I&amp;M3 - comment</li> </ul>	Yes
type of electrical connection of the communication interface	1 x RJ45
<b>Installation/ mounting/ dimensions</b>	
<b>mounting position</b>	any
<b>fastening method</b>	screw and snap-on mounting
<b>height</b>	111 mm
<b>width</b>	45 mm
<b>depth</b>	124 mm
<b>required spacing</b>	
<ul style="list-style-type: none"> <li>• top</li> </ul>	40 mm
<ul style="list-style-type: none"> <li>• bottom</li> </ul>	40 mm
<ul style="list-style-type: none"> <li>• left</li> </ul>	0 mm
<ul style="list-style-type: none"> <li>• right</li> </ul>	0 mm
<b>Connections/ Terminals</b>	
<b>product component removable terminal for auxiliary and control circuit</b>	Yes
<b>type of electrical connection</b>	
<ul style="list-style-type: none"> <li>• for auxiliary and control circuit</li> </ul>	screw-type terminals
<b>type of connectable conductor cross-sections</b>	
<ul style="list-style-type: none"> <li>• solid</li> </ul>	1x (0.5 ... 4.0mm <sup>2</sup> ), 2x (0.5 ... 2.5 mm <sup>2</sup> )
<ul style="list-style-type: none"> <li>• finely stranded with core end processing</li> </ul>	1x (0.5 ... 2.5 mm <sup>2</sup> ), 2x (0.5 ... 1.5 mm <sup>2</sup> )
<ul style="list-style-type: none"> <li>• for AWG cables solid</li> </ul>	1x (20 ... 12), 2x (20 ... 14)
<ul style="list-style-type: none"> <li>• for AWG cables stranded</li> </ul>	1x (20 ... 14), 2x (20 ... 16)
tightening torque with screw-type terminals	0.8 ... 1.2 N·m
tightening torque [lbf·in] with screw-type terminals	7 ... 10.3 lbf·in
<b>Ambient conditions</b>	
installation altitude at height above sea level maximum	2 000 m
<ul style="list-style-type: none"> <li>• note</li> </ul>	Restrictions apply to higher installation altitudes, see: <a href="https://support.industry.siemens.com/cs/document/109995153">https://support.industry.siemens.com/cs/document/109995153</a>
<b>ambient temperature</b>	
<ul style="list-style-type: none"> <li>• during operation</li> </ul>	-25 ... +60 °C
<ul style="list-style-type: none"> <li>• during storage</li> </ul>	-40 ... +80 °C
<ul style="list-style-type: none"> <li>• during transport</li> </ul>	-40 ... +80 °C
<b>environmental category</b>	
<ul style="list-style-type: none"> <li>• during operation according to IEC 60721</li> </ul>	3K6 (no formation of ice, no condensation, relative humidity 10 ... 95%), 3C3 (no salt mist), 3S2 (sand must not get into the devices), 3M6
<ul style="list-style-type: none"> <li>• during storage according to IEC 60721</li> </ul>	1K6 (no condensation, relative humidity 10 ... 95%), 1C2 (no salt mist), 1S2 (sand must not get into the devices), 1M4
<ul style="list-style-type: none"> <li>• during transport according to IEC 60721</li> </ul>	2K2, 2C1, 2S1, 2M2
<b>relative humidity</b>	
<ul style="list-style-type: none"> <li>• during operation</li> </ul>	5 ... 95 %
<b>contact rating of auxiliary contacts according to UL</b>	B300 / R300
<b>Short-circuit protection</b>	
design of short-circuit protection per output	Fuse links: gG 6 A, quick-response 10 A (IEC 60947-5-1), miniature circuit-

	breaker C char.: 1.6 A (IEC 60947-5-1) or 6 A (I <sub>K</sub> < 500 A)			
<b>Electrical Safety</b>				
touch protection against electrical shock	finger-safe			
<b>ATEX</b>				
certificate of suitability <ul style="list-style-type: none"> <li>• IECEx</li> <li>• according to ATEX directive 2014/34/EU</li> <li>• according to UKCA</li> </ul>	Yes; IECEx BVS 20.0020 BVS 06 ATEX F001 ITS21UKEX0464			
<b>Galvanic isolation</b>				
(electrically) protective separation according to IEC 60947-1	All circuits with protective separation (double creepage paths and clearances), the information in the "Protective Separation" test report, No. A0258, must be observed (link see further information)			
design of the electrical isolation <ul style="list-style-type: none"> <li>• note</li> </ul>	Protective separation in accordance with IEC 60947-1 for all circuits Test report No. A0258 must be observed ( <a href="https://support.industry.siemens.com/cs/document/109748152">https://support.industry.siemens.com/cs/document/109748152</a> )			
<b>Control circuit/ Control</b>				
product function soft starter control	Yes			
type of voltage of the control supply voltage	DC			
control supply voltage at DC rated value	24 V			
control supply voltage 1 at DC rated value	24 V			
operating range factor control supply voltage rated value at DC <ul style="list-style-type: none"> <li>• initial value</li> <li>• full-scale value</li> </ul>	0.85 1.2			
inrush current peak <ul style="list-style-type: none"> <li>• at 24 V</li> </ul>	17 A			
duration of inrush current peak <ul style="list-style-type: none"> <li>• at 24 V</li> </ul>	1.1 ms			
<b>Approvals Certificates</b>				
Environment	General Product Approval			
<a href="#">Environmental Confirmations</a>	    			
General Product Approval	EMV	For use in hazardous locations		
     				
For use in hazardous locations	Test Certificates			
 	<a href="#">Miscellaneous</a>	<a href="#">Special Test Certificate</a>	<a href="#">Type Test Certificates/Test Report</a>	<a href="#">Special Test Certificate</a>
Maritime application	other			
    	<a href="#">Confirmation</a>			
other	Industrial Communication			



Further information

Information on the packaging

<https://support.industry.siemens.com/cs/ww/en/view/109813875>

Information for data generation and storage

<https://support.industry.siemens.com/cs/ww/en/view/109995012>

Information- and Downloadcenter (Catalogs, Brochures,...)

<https://www.siemens.com/ic10>

Industry Mall (Online ordering system)

<https://mall.industry.siemens.com/mall/en/en/Catalog/product?mlfb=3UF7011-1AB00-2>

Cax online generator

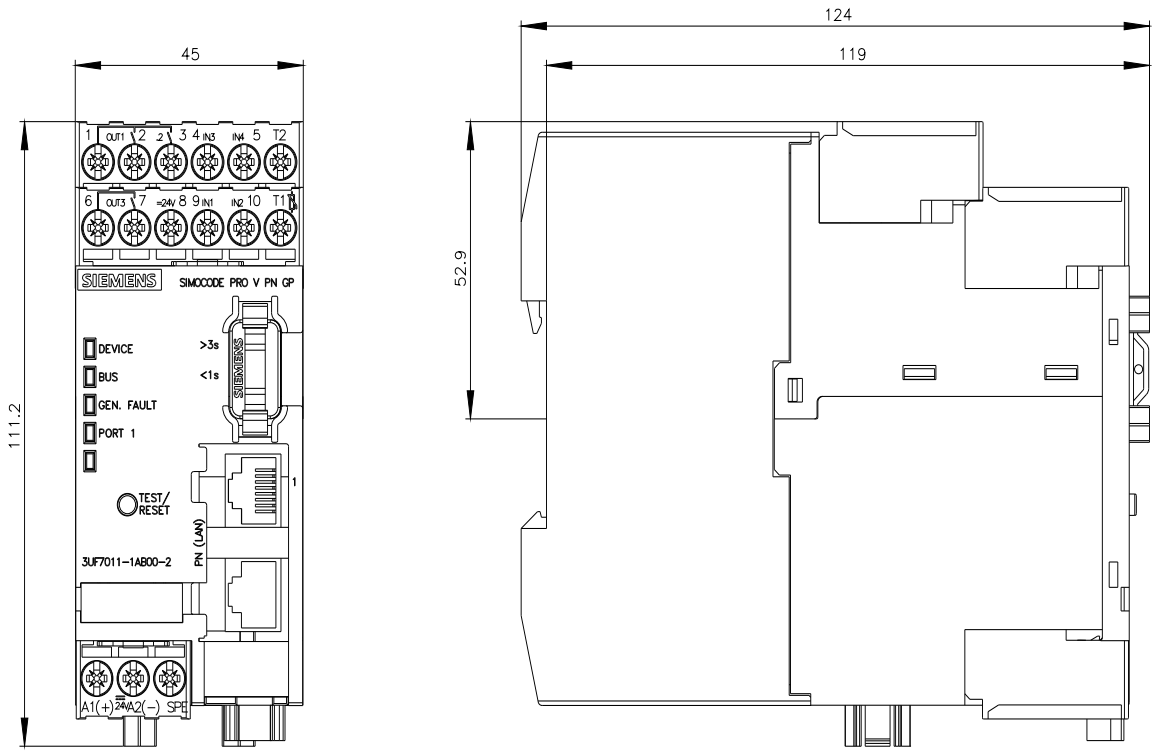
<https://support.automation.siemens.com/WW/CAXorder/default.aspx?lang=en&mlfb=3UF7011-1AB00-2>

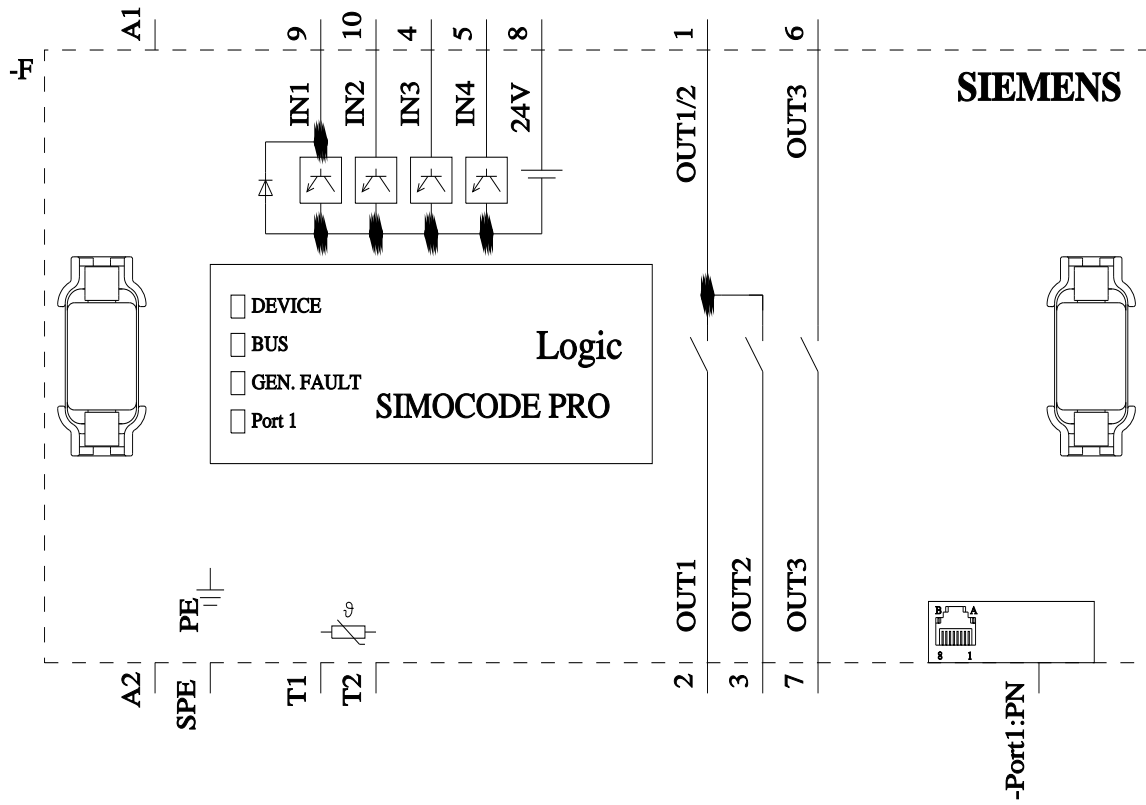
Service&Support (Manuals, Certificates, Characteristics, FAQs,...)

<https://support.industry.siemens.com/cs/ww/en/ps/3UF7011-1AB00-2>

Image database (product images, 2D dimension drawings, 3D models, device circuit diagrams, EPLAN macros, ...)

[https://www.automation.siemens.com/bilddb/cax\\_de.aspx?mlfb=3UF7011-1AB00-2&lang=en](https://www.automation.siemens.com/bilddb/cax_de.aspx?mlfb=3UF7011-1AB00-2&lang=en)





last modified:

4/4/2026