



phase-out type compact starter direct-on-line starter for IO-Link 690 V 24 V DC 3...12 A IP20 connection main circuit: screw terminal connection control circuit: screw terminal alternative 3RK1308 or 3RA8 requirement controller such as ET 200SP in use

product brand name	SIRIUS
product designation	Compact starter for IO-Link
design of the product	direct starter
product type designation	3RA64
General technical data	
product function control circuit interface to parallel wiring	No
product extension auxiliary switch	Yes
power loss [W] for rated value of the current	
• at AC in hot operating state	1.8 W
• at AC in hot operating state per pole	0.6 W
• without load current share typical	2.9 W
insulation voltage rated value	690 V
degree of pollution	3
surge voltage resistance rated value	6 000 V
degree of protection NEMA rating	other
shock resistance	a=60 m/s ² (6g) with 10 ms per 3 shocks in all axes
vibration resistance	f = 4 ... 5.8 Hz, d = 15 mm; f = 5.8 ... 500 Hz, a = 20 m/s ² ; 10 cycles
mechanical service life (operating cycles)	
• of the main contacts typical	10 000 000
• of auxiliary contacts typical	10 000 000
• of the signaling contacts typical	10 000 000
electrical endurance (operating cycles) of auxiliary contacts	
• at DC-13 at 6 A at 24 V typical	30 000
• at AC-15 at 6 A at 230 V typical	200 000
type of coordination	continuous operation according to IEC 60947-6-2
reference code according to IEC 81346-2	Q
Substance Prohibition (day/month/year)	05/01/2012
SVHC substance name	Lead CAS-No. 7439-92-1 Lead monoxide (lead oxide) CAS-No. 1317-36-8 2-(2H-benzotriazol-2-yl)-4-(1,1,3,3-tetramethylbutyl)phenol (UV-329) CAS-No. 3147-75-9 2-methyl-1-(4-methylthiophenyl)-2-morpholinopropan-1-one CAS-No. 71868-10-5 Melamine CAS-No. 108-78-1 6,6'-di-tert-butyl-2,2'-methylenedi-p-cresol CAS-No. 119-47-1
Net Weight	1.462 kg
Ambient conditions	
installation altitude at height above sea level maximum	2 000 m
ambient temperature	
• during operation	-20 ... +60 °C
• during storage	-55 ... +80 °C

• during transport	-55 ... +80 °C
relative humidity during operation	10 ... 90 %
Main circuit	
number of poles for main current circuit	3
adjustable current response value current of the current-dependent overload release	3 ... 12 A
formula for making capacity limit current	12 x I _e
formula for limit current breaking capacity	10 x I _e
yielded mechanical performance for 4-pole AC motor	
• at 400 V rated value	5.5 kW
• at 500 V rated value	5.5 kW
• at 690 V rated value	7.5 kW
operating voltage at AC-3 rated value maximum	690 V
operational current	
• at AC at 400 V rated value	12 A
• at AC-3 at 400 V rated value	12 A
• at AC-43	
— at 400 V rated value	11.5 A
— at 500 V rated value	12.4 A
— at 690 V rated value	8.9 A
operating power	
• at AC-3 at 400 V rated value	5.5 kW
• at AC-43	
— at 400 V rated value	5 500 W
— at 500 V rated value	5 500 W
— at 690 V rated value	7 500 W
no-load switching frequency	3 600 1/h
operating frequency	
• at AC-41 according to IEC 60947-6-2 maximum	750 1/h
• at AC-43 according to IEC 60947-6-2 maximum	250 1/h
Control circuit/ Control	
type of voltage	DC
control supply voltage 1 at DC rated value	24 V
control supply voltage 1 at DC	24 V
holding power	
• at DC maximum	2.9 W
Auxiliary circuit	
number of NC contacts for auxiliary contacts	0
number of NO contacts for auxiliary contacts	0
number of NO contacts of instantaneous short-circuit trip unit for signaling contact	0
number of CO contacts of the current-dependent overload release for signaling contact	0
operational current of auxiliary contacts at AC-12 maximum	10 A
operational current of auxiliary contacts at DC-13 at 250 V	0.27 A
Protective and monitoring functions	
trip class	CLASS 10 and 20 adjustable
operating short-circuit current breaking capacity (I_{cs})	
• at 400 V rated value	53 kA
• at 500 V rated value	3 kA
• at 690 V rated value	3 kA
UL/CSA ratings	
full-load current (FLA) for 3-phase AC motor	
• at 480 V rated value	12 A
• at 600 V rated value	12 A
yielded mechanical performance [hp] for 3-phase AC motor	
• at 200/208 V rated value	3 hp
• at 220/230 V rated value	3 hp
• at 460/480 V rated value	7.5 hp

<ul style="list-style-type: none"> at 575/600 V rated value 	10 hp
Short-circuit protection	
product function short circuit protection	Yes
design of short-circuit protection	electromagnetic
design of the fuse link	fuse gL/gG: 10 A
<ul style="list-style-type: none"> for short-circuit protection of the auxiliary switch required 	
Installation/ mounting/ dimensions	
mounting position	any
mounting position recommended	vertical, on horizontal standard DIN rail
fastening method	screw and snap-on mounting
height	170 mm
width	45 mm
depth	165 mm
Connections/ Terminals	
product component removable terminal for main circuit	Yes
product component removable terminal for auxiliary and control circuit	Yes
type of electrical connection	screw-type terminals
<ul style="list-style-type: none"> for main current circuit for auxiliary and control circuit 	
type of connectable conductor cross-sections for main contacts	2x (1.5 ... 6 mm ²), 1x 10 mm ²
<ul style="list-style-type: none"> solid finely stranded with core end processing 	
type of connectable conductor cross-sections	0.5 ... 4 mm ² , 2x (0.5 ... 2.5 mm ²)
<ul style="list-style-type: none"> for auxiliary contacts — solid — finely stranded with core end processing 	
<ul style="list-style-type: none"> for AWG cables for auxiliary contacts 	
	2x (20 ... 14)
Safety related data	
proportion of dangerous failures	50 %
<ul style="list-style-type: none"> with high demand rate according to SN 31920 	
B10 value with high demand rate according to SN 31920	3 000 000
Electrical Safety	
protection class IP on the front according to IEC 60529	IP20
touch protection on the front according to IEC 60529	finger-safe
Communication/ Protocol	
product function bus communication	Yes
protocol is supported	No
<ul style="list-style-type: none"> AS-Interface protocol IO-Link protocol 	
product function control circuit interface with IO link	Yes
IO-Link transfer rate	COM2 (38,4 kBaud)
point-to-point cycle time between master and IO-Link device minimum	2.5 ms
type of voltage supply via input/output link master	No
data volume	2 byte
<ul style="list-style-type: none"> of the address range of the inputs with cyclical transfer total of the address range of the outputs with cyclical transfer total 	
Electromagnetic compatibility	
conducted interference	4 kV main circuits, 2 kV auxiliary circuits, 2 kV IO-Link, 2 kV limit switches, 2 kV line hand-held device
<ul style="list-style-type: none"> due to burst according to IEC 61000-4-4 due to conductor-earth surge according to IEC 61000-4-5 	
<ul style="list-style-type: none"> due to conductor-conductor surge according to IEC 61000-4-5 	
<ul style="list-style-type: none"> due to high-frequency radiation according to IEC 61000-4-6 	
field-based interference according to IEC 61000-4-3	80 ... 3000 MHz at 10V/m

electrostatic discharge according to IEC 61000-4-2	8 kV
conducted HF interference emissions according to CISPR11	150 kHz ... 30 MHz Class A
field-bound HF interference emission according to CISPR11	30 ... 1000 MHz Class A

Supply voltage

Supply voltage required Auxiliary voltage	Yes
---	-----

Display

number of LEDs	3
display version as status display of the input/output link device	green/red dual LED

Approvals Certificates

Environment	General Product Approval
-------------	--------------------------

[Environmental Confirmations](#)



EMV	Functional Safety	Test Certificates	other
-----	-------------------	-------------------	-------



RCM

[Type Examination Certificate](#)

[Type Test Certificates/Test Report](#)

[Confirmation](#)

[Confirmation](#)



产品合格
QC PASS

Dangerous goods

[Transport Information](#)

Further information

Information on the packaging

<https://support.industry.siemens.com/cs/ww/en/view/109813875>

Information for data generation and storage

<https://support.industry.siemens.com/cs/ww/en/view/109995012>

Information- and Downloadcenter (Catalogs, Brochures,...)

<https://www.siemens.com/ic10>

Industry Mall (Online ordering system)

<https://mall.industry.siemens.com/mall/en/en/Catalog/product?mifb=3RA6400-1DB42>

Service&Support (Manuals, Certificates, Characteristics, FAQs,...)

<https://support.industry.siemens.com/cs/ww/en/ps/3RA6400-1DB42>

Image database (product images, 2D dimension drawings, 3D models, device circuit diagrams, EPLAN macros, ...)

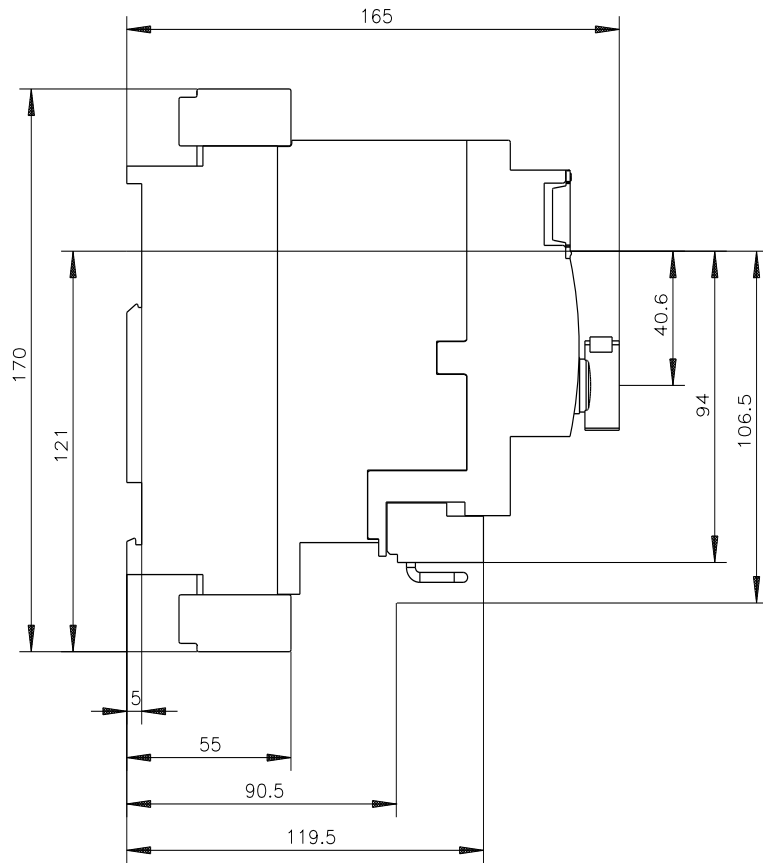
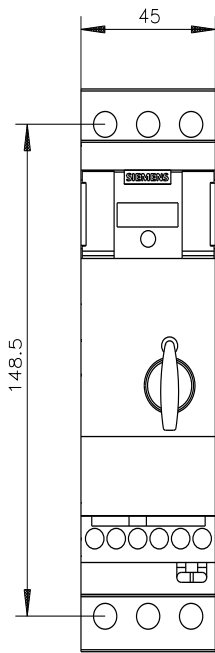
https://www.automation.siemens.com/bilddb/cax_de.aspx?mifb=3RA6400-1DB42&lang=en

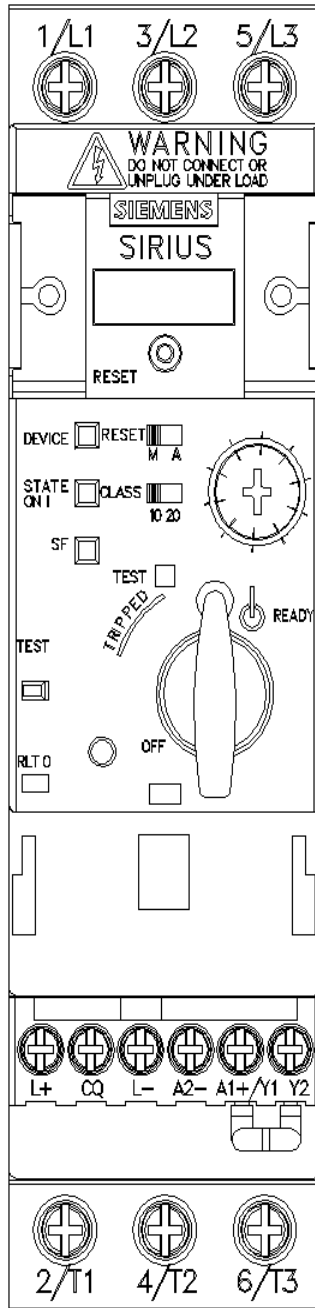
Cax online generator

<https://support.automation.siemens.com/WW/CAXorder/default.aspx?lang=en&mifb=3RA6400-1DB42>

Characteristic curves

[https://curves.simaris.siemens.com/curves/<mmp_prod_noCOMP="HAUPT"></mmp_prod_no>](https://curves.simaris.siemens.com/curves/<mmp_prod_noCOMP=)





last modified:

4/4/2026 