



SIRIUS safety relay Basic unit Standard series Relay enabling circuits 3 NO contacts plus Relay signaling circuit 1 NC contact  $U_s = 24\text{ V AC/DC}$  screw terminal

<b>product brand name</b>	SIRIUS
<b>product category</b>	Safety relays
<b>product designation</b>	safety relays
<b>design of the product</b>	Relay enabling circuits
<b>product type designation</b>	3SK1
<b>product line</b>	Standard basic unit
<b>Product Function</b>	
<b>product function parameterizable</b>	sensor floating / sensor non-floating, monitored start-up / automatic start
<b>product function</b>	
<ul style="list-style-type: none"> <li>• automatic start</li> <li>• light barrier monitoring</li> <li>• protective door monitoring</li> <li>• magnetically operated switch monitoring NC-NO</li> <li>• magnetically operated switch monitoring NC-NC</li> <li>• laser scanner monitoring</li> <li>• light array monitoring</li> <li>• EMERGENCY OFF function</li> <li>• monitored start-up</li> <li>• pressure-sensitive mat monitoring</li> </ul>	<ul style="list-style-type: none"> <li>Yes</li> <li>Yes</li> <li>Yes</li> <li>No</li> <li>Yes</li> <li>Yes</li> <li>Yes</li> <li>Yes</li> <li>Yes</li> <li>No</li> </ul>
<b>product feature cross-circuit-proof</b>	Yes
<b>suitability for interaction press control</b>	No
<b>suitability for operation device connector 3ZY12</b>	No
<b>suitability for use</b>	
<ul style="list-style-type: none"> <li>• monitoring of floating sensors</li> <li>• monitoring of non-floating sensors</li> <li>• position switch monitoring</li> <li>• EMERGENCY-OFF circuit monitoring</li> <li>• opto-electronic protection device monitoring</li> <li>• magnetically operated switch monitoring</li> <li>• safety switch</li> <li>• safety-related circuits</li> </ul>	<ul style="list-style-type: none"> <li>Yes</li> <li>Yes</li> <li>Yes</li> <li>Yes</li> <li>Yes</li> <li>Yes</li> <li>Yes</li> <li>Yes</li> </ul>
<b>General technical data</b>	
certificate of suitability UL approval	Yes
<b>power loss [W] maximum</b>	2 W
<b>insulation voltage rated value</b>	300 V
<b>degree of pollution</b>	3
<b>overvoltage category</b>	3
<b>surge voltage resistance rated value</b>	4 000 V
protection class IP of the enclosure	IP20

<b>shock resistance</b>	10 g / 11 ms
<b>vibration resistance according to IEC 60068-2-6</b>	5 ... 500 Hz: 0.75 mm
<b>operating frequency maximum</b>	360 1/h
<b>reference code according to IEC 81346-2</b>	F
<b>Substance Prohibitance (day/month/year)</b>	11/05/2012
<b>SVHC substance name</b>	Lead CAS-No. 7439-92-1 Lead monoxide (lead oxide) CAS-No. 1317-36-8 2-methyl-1-(4-methylthiophenyl)-2-morpholinopropan-1-one CAS-No. 71868-10-5 Melamine CAS-No. 108-78-1 6,6'-di-tert-butyl-2,2'-methylenedi-p-cresol CAS-No. 119-47-1 4,4'-isopropylidenediphenol (Bisphenol A, BPA) CAS-No. 80-05-7
<b>Net Weight</b>	0.252 kg
<b>Ambient conditions</b>	
installation altitude at height above sea level maximum	4 000 m
• note	Derating, see Product Notification 109792701
<b>ambient temperature</b>	
• during operation	-25 ... +60 °C
• during storage	-40 ... +80 °C
relative humidity during operation	10 ... 95 %
air pressure according to SN 31205	900 ... 1 060 hPa
<b>Electromagnetic compatibility</b>	
<b>installation environment regarding EMC</b>	This product is suitable for Class B environments and can also be used in domestic environments.
<b>EMC emitted interference</b>	IEC 60947-5-1, Class B
<b>Safety related data</b>	
product function suitable for safety function	Yes
<b>safe state</b>	Safety outputs switched off
<b>test wear-related service life necessary</b>	Yes
<b>function test interval maximum</b>	1 a
<b>stop category according to IEC 60204-1</b>	0
<b>IEC 62061</b>	
SIL Claim Limit (subsystem) according to EN 62061	3
<b>Safety Integrity Level (SIL)</b>	
• according to IEC 62061	SIL 3
• at single-channel evaluation according to IEC 62061	1
• at 2-channel evaluation according to IEC 62061	3
<b>ISO 13849</b>	
category according to EN ISO 13849-1	4
<b>performance level (PL)</b>	
• according to ISO 13849-1	PL e
• at single-channel evaluation according to ISO 13849-1	c
• at 2-channel evaluation according to ISO 13849-1	e
<b>category</b>	
• according to ISO 13849-1	4
• at 2-channel evaluation according to ISO 13849-1	4
<b>overdimensioning according to ISO 13849-2 necessary</b>	No
<b>IEC 61508</b>	
<b>Safety Integrity Level (SIL)</b>	
• according to IEC 61508	3
• at single-channel evaluation according to IEC 61508	1
• at 2-channel evaluation according to IEC 61508	3
<b>safety device type according to IEC 61508-2</b>	Type A
<b>Safe failure fraction (SFF)</b>	99 %
<b>hardware fault tolerance</b>	
• according to IEC 61508	1
• at single-channel evaluation according to IEC 61508	0
• at 2-channel evaluation according to IEC 61508	1
<b>T1 value</b>	
• of service life according to IEC 61508	20 a
• for proof test interval or service life according to IEC	20 a

61508

Electrical Safety	
<b>touch protection against electrical shock</b>	finger-safe
<b>Short-circuit protection</b>	
<b>design of the fuse link</b>	
<ul style="list-style-type: none"> <li>for short-circuit protection of the NO contacts of the relay outputs required</li> <li>for short circuit protection of the NC contacts of the relay outputs required</li> </ul>	gL/gG: 6A or circuit breaker type A: 3A or circuit breaker type B: 2A or circuit breaker type C: 1A Diazed or Neozed fuses, operating class gL/gG: 6 A or MCB type A: 2 A or MCB type B: 2 A or MCB type C: 1 A
<b>Inputs</b>	
<b>design of input</b>	
<ul style="list-style-type: none"> <li>cascading input/functional switching</li> <li>feedback input</li> <li>start input</li> </ul>	No Yes Yes
pulse duration of the sensor input minimum	150 ms
number of sensor inputs 1-channel or 2-channel	1
<b>Outputs</b>	
<b>number of outputs as contact-affected switching element</b>	
<ul style="list-style-type: none"> <li>as NC contact               <ul style="list-style-type: none"> <li>for signaling function instantaneous contact</li> </ul> </li> <li>as NO contact               <ul style="list-style-type: none"> <li>safety-related instantaneous contact</li> <li>safety-related delayed switching</li> </ul> </li> </ul>	1 3 0
<b>mechanical service life (operating cycles) typical</b>	10 000 000
<b>thermal current of the switching element with contacts maximum</b>	5 A
<b>switching capacity current of the NO contacts of the relay outputs at DC-13</b>	
<ul style="list-style-type: none"> <li>at 24 V</li> <li>at 115 V</li> <li>at 230 V</li> </ul>	5 A 0.2 A 0.1 A
<b>switching capacity current of the NO contacts of the relay outputs at AC-15</b>	
<ul style="list-style-type: none"> <li>at 115 V</li> <li>at 230 V</li> </ul>	5 A 5 A
<b>switching capacity current of the NC contacts of the relay outputs at DC-13</b>	
<ul style="list-style-type: none"> <li>at 24 V</li> <li>at 115 V</li> <li>at 230 V</li> </ul>	1 A 0.2 A 0.1 A
<b>switching capacity current of the NC contacts of the relay outputs at AC-15</b>	
<ul style="list-style-type: none"> <li>at 24 V</li> <li>at 115 V</li> <li>at 230 V</li> </ul>	2 A 1.5 A 1.5 A
<b>total current maximum</b>	12 A
<b>operational current at 17 V minimum</b>	5 mA
<b>Times</b>	
<b>make time with automatic start</b>	
<ul style="list-style-type: none"> <li>typical</li> <li>at DC maximum</li> <li>at AC maximum</li> </ul>	200 ms 320 ms 320 ms
<b>make time with automatic start after power failure</b>	
<ul style="list-style-type: none"> <li>typical</li> <li>maximum</li> </ul>	200 ms 320 ms
<b>make time with monitored start</b>	
<ul style="list-style-type: none"> <li>typical</li> <li>maximum</li> </ul>	15 ms 20 ms
<b>backslide delay time after opening of the safety circuits typical</b>	10 ms
<b>backslide delay time in the event of power failure</b>	

• typical	65 ms
• maximum	75 ms
<b>recovery time after opening of the safety circuits typical</b>	10 ms
<b>recovery time after power failure typical</b>	0.09 s
<b>pulse duration</b>	
• of the ON pushbutton input minimum	0.015 s

### Control circuit/ Control

<b>type of voltage of the control supply voltage</b>	AC/DC
<b>control supply voltage at AC</b>	
• at 50 Hz rated value	24 V
• at 60 Hz rated value	24 V
<b>control supply voltage frequency</b>	
• 1 rated value	50 Hz
• 2 rated value	60 Hz
<b>control supply voltage at DC rated value</b>	24 V
<b>operating range factor control supply voltage rated value of magnet coil at DC</b>	
• initial value	0.85
• full-scale value	1.2
<b>operating range factor control supply voltage rated value of magnet coil at AC</b>	
• at 50 Hz	0.85 ... 1.1
• at 60 Hz	0.85 ... 1.1

### Installation/ mounting/ dimensions

<b>mounting position</b>	any
<b>fastening method</b>	screw and snap-on mounting
<b>height</b>	100 mm
<b>width</b>	22.5 mm
<b>depth</b>	121.5 mm
<b>required spacing</b>	
• for grounded parts at the side	5 mm

### Connections/ Terminals

<b>type of electrical connection</b>	screw terminal
<b>wire length</b>	
• for total of all sensor circuits with Cu 1.5 mm <sup>2</sup> and 150 nF/km maximum	2 000 m
<b>type of connectable conductor cross-sections</b>	
• solid	1x (0.5 ... 2.5 mm <sup>2</sup> ), 2x (1.0 ... 1.5 mm <sup>2</sup> )
• finely stranded with core end processing	1x (0.5 ... 2.5 mm <sup>2</sup> ), 2x (0.5 ... 1.0 mm <sup>2</sup> )
• for AWG cables solid	1x (20 ... 14), 2x (18 ... 16)
• for AWG cables stranded	1x (20 ... 16), 2x (20 ... 16)
<b>type of electrical connection plug-in socket</b>	No

### Approvals Certificates

<b>Environment</b>	<b>General Product Approval</b>
--------------------	---------------------------------

[Environmental Con-  
firmations](#)



<b>General Product Approval</b>	<b>EMV</b>	<b>Functional Safety</b>	<b>Test Certificates</b>	<b>Maritime application</b>
---------------------------------	------------	--------------------------	--------------------------	-----------------------------



[Type Examination Certificate](#)

[Type Test Certificates/Test Report](#)



<b>Maritime application</b>	<b>other</b>
-----------------------------	--------------



[Confirmation](#)

[Confirmation](#)



## Railway

[Confirmation](#)

## Further information

### Information on the packaging

<https://support.industry.siemens.com/cs/ww/en/view/109813875>

### Information for data generation and storage

<https://support.industry.siemens.com/cs/ww/en/view/109995012>

### Information- and Downloadcenter (Catalogs, Brochures,...)

<https://www.siemens.com/ic10>

### Industry Mall (Online ordering system)

<https://mall.industry.siemens.com/mall/en/en/Catalog/product?mlfb=3SK1111-1AB30>

### Cax online generator

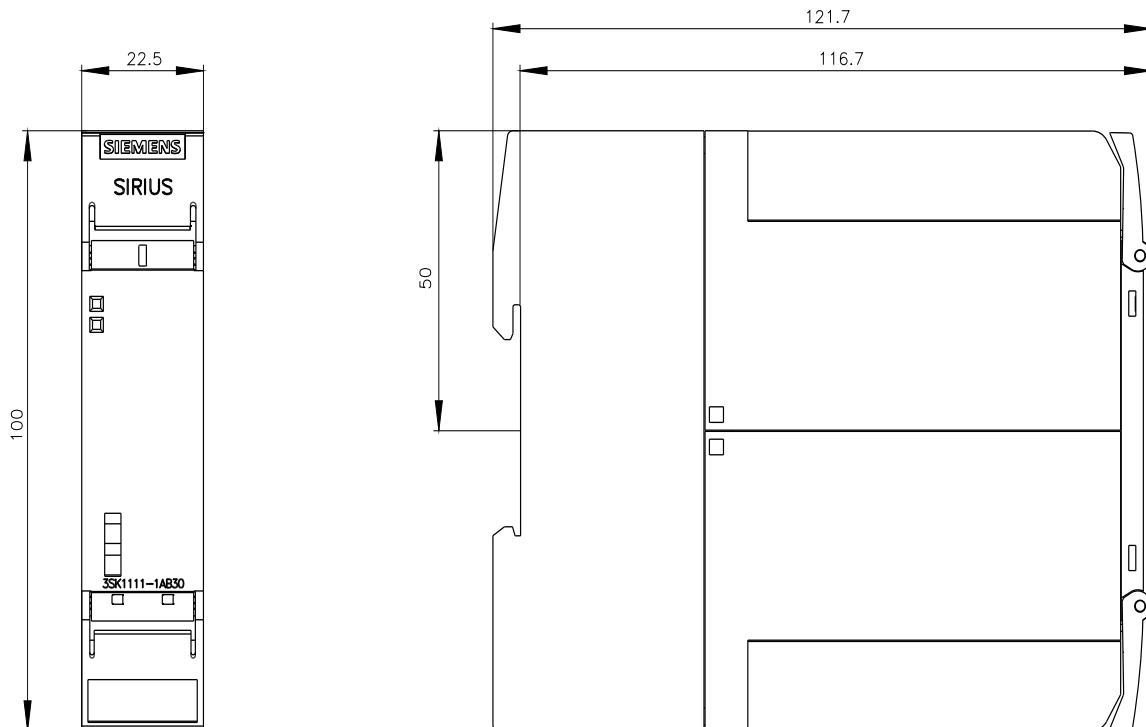
<https://support.automation.siemens.com/WW/CAXorder/default.aspx?lang=en&mlfb=3SK1111-1AB30>

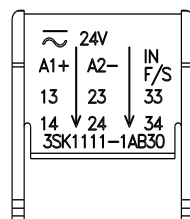
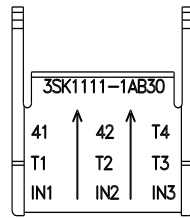

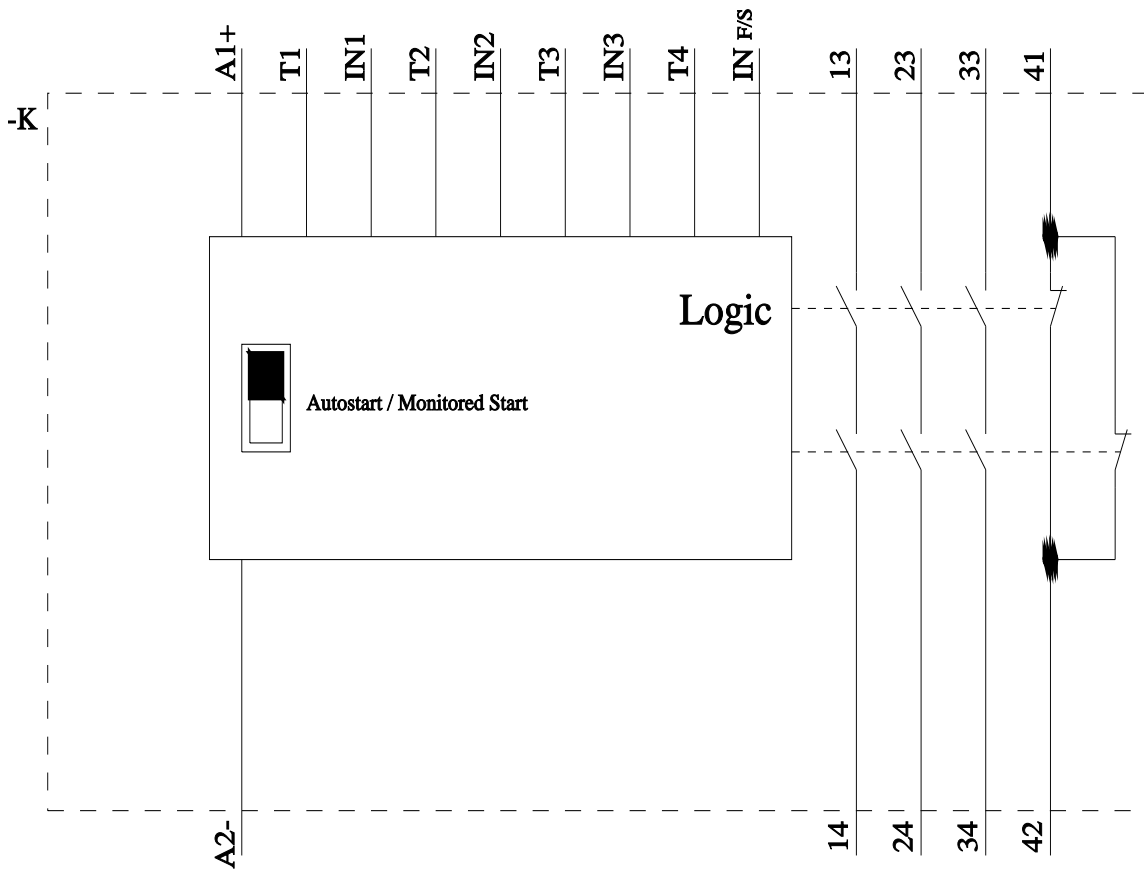
### Service&Support (Manuals, Certificates, Characteristics, FAQs,...)

<https://support.industry.siemens.com/cs/ww/en/ps/3SK1111-1AB30>

### Image database (product images, 2D dimension drawings, 3D models, device circuit diagrams, EPLAN macros, ...)

[https://www.automation.siemens.com/bilddb/cax\\_de.aspx?mlfb=3SK1111-1AB30&lang=en](https://www.automation.siemens.com/bilddb/cax_de.aspx?mlfb=3SK1111-1AB30&lang=en)





last modified:

4/28/2026