








\*\*\*phase-out type\*\*\* load monitoring basis current range 20 A / 40 °C control voltage 24 V DC output NO for semiconductor relay/contactors

<b>product brand name</b>	SIRIUS
<b>product designation</b>	load monitoring, basis
<b>product type designation</b>	3RF29
<b>manufacturer's article number</b>	
• _1 of the accessories that can be ordered	<a href="#">3RF2900-0RA88</a>
<b>product designation</b>	
• _1 of the accessories that can be ordered	sealable end cover
<b>General technical data</b>	
<b>product function</b>	for 3RF21/23 solid-state relays/solid-state contactors
<b>power loss [W] for rated value of the current</b>	
• without load current share typical	0.6 W
<b>insulation voltage rated value</b>	600 V
<b>degree of pollution</b>	3
<b>protection class IP</b>	IP20
protection class IP on the front according to IEC 60529	IP20
<b>shock resistance according to IEC 60068-2-27</b>	15 g / 11 ms
<b>vibration resistance according to IEC 60068-2-6</b>	2 g
<b>reference code according to IEC 81346-2</b>	B
<b>Substance Prohibitance (day/month/year)</b>	05/01/2012
<b>SVHC substance name</b>	Lead CAS-No. 7439-92-1 Lead monoxide (lead oxide) CAS-No. 1317-36-8 2-methyl-1-(4-methylthiophenyl)-2-morpholinopropan-1-one CAS-No. 71868-10-5 Melamine CAS-No. 108-78-1
<b>Net Weight</b>	71 g
<b>Main circuit</b>	
<b>number of poles for main current circuit</b>	0
<b>number of NO contacts for main contacts</b>	0
<b>number of NC contacts for main contacts</b>	0
<b>operating frequency rated value</b>	50 ... 60 Hz
<b>relative symmetrical tolerance of the operating frequency</b>	10 %
<b>operational current</b>	
• at AC-51 rated value	20 A
<b>derating temperature</b>	40 °C
<b>teach range current initial value</b>	0.65 A
<b>teach range current full-scale value</b>	20 A
<b>partial load for load monitoring</b>	0.65 A
<b>Control circuit/ Control</b>	
<b>type of voltage</b>	DC
<b>control supply voltage at DC rated value</b>	18 ... 30 V

control supply voltage at DC full-scale value for signal<0> recognition	5 V
<b>control current at minimum control supply voltage</b>	
• at DC	2 mA
control current at DC rated value	25 mA
<b>Auxiliary circuit</b>	
number of NC contacts for auxiliary contacts	0
number of NO contacts for auxiliary contacts	0
number of CO contacts for auxiliary contacts	0
<b>Installation/ mounting/ dimensions</b>	
fastening method side-by-side mounting	Yes
<b>fastening method</b>	clip-on
<b>height</b>	101.5 mm
<b>width</b>	22.5 mm
<b>depth</b>	67 mm
<b>Connections/ Terminals</b>	
<b>type of electrical connection</b>	
• for auxiliary and control circuit	screw-type terminals
<b>type of connectable conductor cross-sections</b>	
• for auxiliary and control contacts	
— solid	1x (0.5 ... 2.5 mm <sup>2</sup> ), 2x (0.5 ... 1 mm <sup>2</sup> )
— finely stranded with core end processing	1x (0.5 ... 2.5 mm <sup>2</sup> ), 2x (0.5 ... 1 mm <sup>2</sup> )
— finely stranded without core end processing	1x (0.5 ... 2.5 mm <sup>2</sup> ), 2x (0.5 ... 1 mm <sup>2</sup> )
• for AWG cables for auxiliary and control contacts	1x (20 ... 12)
tightening torque for auxiliary and control contacts with screw-type terminals	0.5 ... 0.6 N·m
tightening torque [lbf·in] for auxiliary and control contacts with screw-type terminals	4.5 ... 5.3 lbf·in
design of the thread of the connection screw of the auxiliary and control contacts	M3
stripped length of the cable for auxiliary and control contacts	7 mm
<b>Electrical Safety</b>	
<b>touch protection on the front according to IEC 60529</b>	finger-safe, for vertical contact from the front
<b>Ambient conditions</b>	
installation altitude at height above sea level maximum	1 000 m
<b>ambient temperature</b>	
• during operation	-25 ... +60 °C
• during storage	-55 ... +80 °C
<b>Electromagnetic compatibility</b>	
<b>conducted interference</b>	
• due to burst according to IEC 61000-4-4	2 kV / 5 kHz, behavior criterion 2
• due to conductor-earth surge according to IEC 61000-4-5	2 kV, behavior criterion 2
• due to conductor-conductor surge according to IEC 61000-4-5	1 kV, behavior criterion 2
• due to high-frequency radiation according to IEC 61000-4-6	140 dBuV in the frequency range 0.15 ... 80 MHz, behavior criterion 1
<b>electrostatic discharge according to IEC 61000-4-2</b>	4 kV contact discharging / 8 kV air discharging, behavior criterion 2
<b>conducted HF interference emissions according to CISPR11</b>	Class A for industrial environment
<b>field-bound HF interference emission according to CISPR11</b>	Class B for the domestic, business and commercial environments
<b>Approvals Certificates</b>	
<b>Environment</b>	<b>General Product Approval</b>
<a href="#">Environmental Confirmations</a>	
	
	
	
	
<b>EMV</b>	<b>Test Certificates</b>
	<b>other</b>



Further information

Information on the packaging

<https://support.industry.siemens.com/cs/ww/en/view/109813875>

Information for data generation and storage

<https://support.industry.siemens.com/cs/ww/en/view/109995012>

Information- and Downloadcenter (Catalogs, Brochures,...)

<https://www.siemens.com/ic10>

Industry Mall (Online ordering system)

<https://mall.industry.siemens.com/mall/en/en/Catalog/product?mlfb=3RF2920-0FA08>

Cax online generator

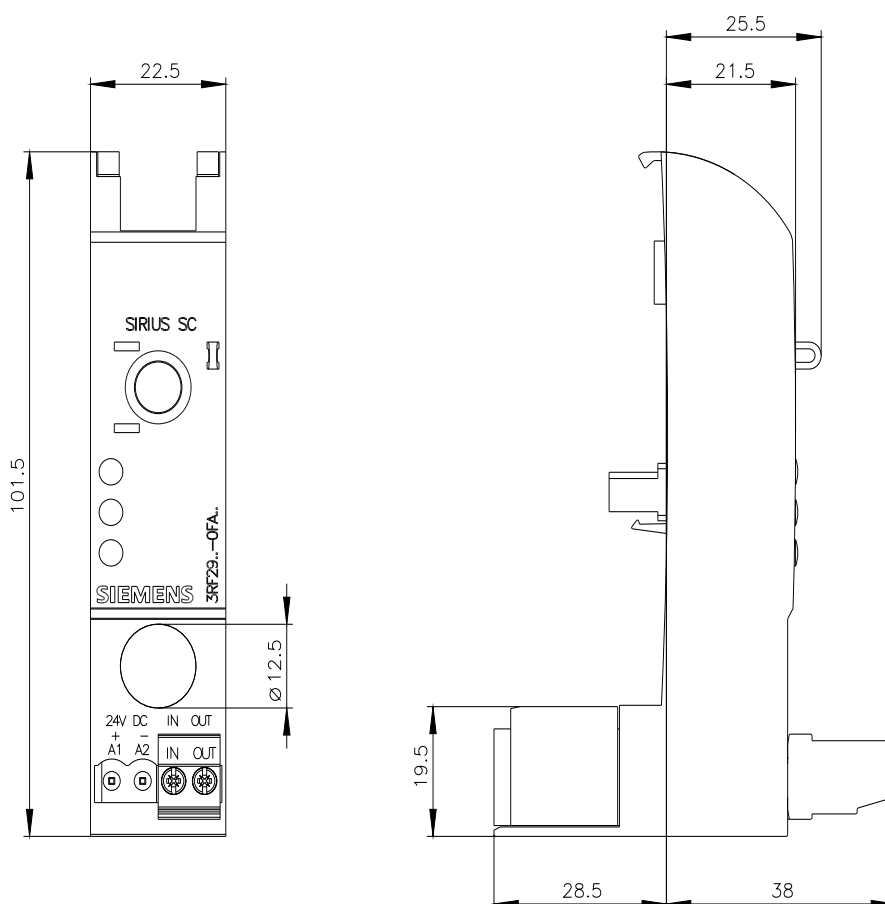
<https://support.automation.siemens.com/WW/CAXorder/default.aspx?lang=en&mlfb=3RF2920-0FA08>

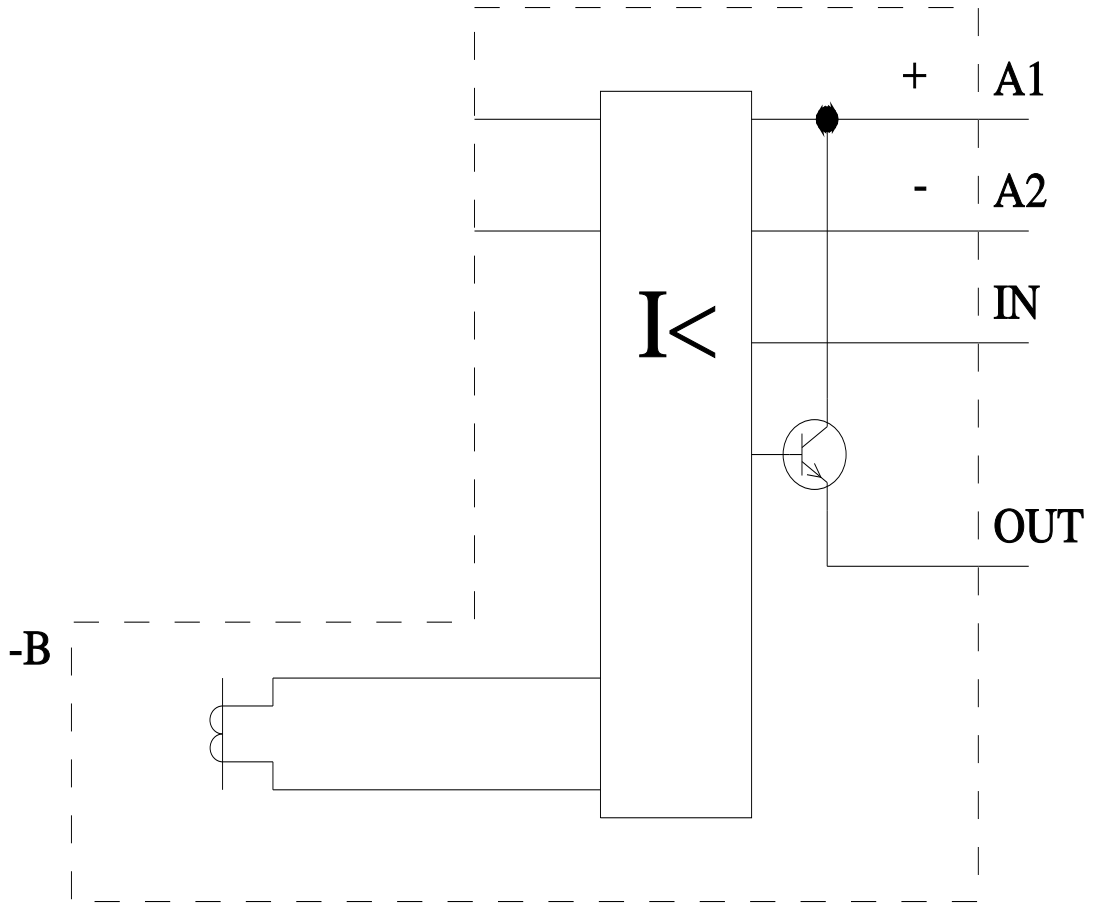
Service&Support (Manuals, Certificates, Characteristics, FAQs,...)

<https://support.industry.siemens.com/cs/ww/en/ps/3RF2920-0FA08>

Image database (product images, 2D dimension drawings, 3D models, device circuit diagrams, EPLAN macros, ...)

[https://www.automation.siemens.com/bilddb/cax\\_de.aspx?mlfb=3RF2920-0FA08&lang=en](https://www.automation.siemens.com/bilddb/cax_de.aspx?mlfb=3RF2920-0FA08&lang=en)





last modified:

4/4/2026 