SIEMENS

Data sheet 5SY7120-6

Miniature circuit breaker 230/400 V 15kA, 1-pole, B, 20 A, D=70 mm

Model	
product brand name	SENTRON
product designation	Miniature circuit breaker
General technical data	
number of poles	1
design of pole	1P
tripping characteristic class	B
mechanical service life (operating cycles) typical	10 000
overvoltage category	3
degree of pollution	3
Voltage	
type of voltage of the operating voltage	AC
insulation voltage (Ui)	
● with single-phase operation at AC rated value	440 V
● with multi-phase operation at AC rated value	440 V
supply voltage with single-phase operation at AC rated value	230 V
● **operational current**	
— **at 40 °C rated value**	18.78 A
— at 50 °C rated value	17.48 A
— at 55 °C rated value	16.8 A
— at 60 °C rated value	16.08 A
● **operational current at AC rated value**	20 A
Supply voltage	
supply voltage	
● at AC	400 V
● at DC rated value	60 V
value range of the supply voltage frequency	50/60 Hz
operating voltage at DC rated value maximum	72 V
Protection class	
protection class IP	IP20, with connected conductors
Breaking Capacity	
switching capacity current	
● at DC according to IEC 60947-2 rated value	15 kA
● according to EN 60898 rated value	15 kA
● according to IEC 60947-2 rated value	25 kA
energy limitation class	3
Dissipation	

Subject to change without notice
© Copyright Siemens

power loss [W] for rated value of the current at AC in hot operating state per pole	2.2 W
suitability for operation	Infrastructure / Industry
Product details	
product feature touch protection	Yes
product component	
● combined terminal top	Yes
● combined terminal bottom	Yes
● neutral conductor switching	No
product feature properties for main switches in accordance with EN 60204-1	Yes
product feature halogen-free	Yes
product feature sealable	Yes
product feature silicon-free	Yes
product extension installable supplementary devices	Yes
Product function	
set values setting current (Ii) for I-tripping	4
reference value setting current (Ii) for I-tripping	x In
Short circuit	
short-circuit current breaking capacity (Icn)	
● at AC according to UL 1077 and CSA C22.2 No.235	5 kA
Connections	
connectable conductor cross-section solid	
● minimum	0.75 mm²
● maximum	35 mm²
connectable conductor cross-section stranded	
● minimum	0.75 mm²
● maximum	35 mm²
connectable conductor cross-section finely stranded with core end processing	
● minimum	0.75 mm²
● maximum	25 mm²
AWG number as coded connectable conductor cross section	
● minimum	18
● maximum	4
tightening torque [lbf·in] with screw-type terminals	
● minimum	22 lbf·in
● maximum	31 lbf·in
tightening torque with screw-type terminals	
● minimum	2.5 N·m
● maximum	3.5 N·m
position of power supply cord	Any
Mechanical Design	
height	90 mm
width	18 mm
depth	76 mm
installation depth	70 mm
number of modular width units	1
fastening method	DIN rail
mounting position	any
Net Weight	161 g
Environmental conditions	
influence of the surrounding temperature	max. 95% RH up to 55°C, max. 55% RH up to 70°C, max. 35% RH up to 75°C
standard	IEC / EN 60898-1, IEC / EN 60947-2 / UL1077
vibration resistance according to IEC 60068-2-6	±1mm at 5 to 25Hz; 50m/s² at 25 to 150Hz
ambient temperature during operation	
● minimum	-40 °C
● maximum	70 °C
ambient temperature during storage	

Subject to change without notice
© Copyright Siemens

● minimum	-40 °C
● maximum	75 °C
number of test cycles for environmental testing according to IEC 60068-2-30	6

Approvals Certificates

Environment			General Product Approval		
Environmental Confirmations	EPD	Environmental Confirmations	CCC	IMQ	cURus

General Product Approval					
VDE	Miscellaneous	EAC	AR	Confirmation	EG-Konf.

General Product Approval	EMV	Test Certificates	Maritime application		
UKCA	RCM	Special Test Certificate	ABS	BUREAU VERITAS	DNV

Maritime application		other		Railway	
LRS	RINA	产品合格 QC PASS	Confirmation	Special Test Certificate	Confirmation

Further information

Information on the packaging
https://support.industry.siemens.com/cs/ww/en/view/109813875
Information for data generation and storage
https://support.industry.siemens.com/cs/ww/en/view/109995012
Information- and Downloadcenter (Catalogs, Brochures,…)
https://www.siemens.com/lowvoltage/catalogs
Industry Mall (Online ordering system)
https://mall.industry.siemens.com/mall/en/en/Catalog/product?mlfb=5SY7120-6
Service&Support (Manuals, Certificates, Characteristics, FAQs,...)
https://support.industry.siemens.com/cs/ww/en/ps/5SY7120-6
Image database (product images, 2D dimension drawings, 3D models, device circuit diagrams, ...)
https://www.automation.siemens.com/bilddb/cax_en.aspx?mlfb=5SY7120-6
CAx-Online-Generator
https://www.siemens.com/cax
Tender specifications
https://www.siemens.com/specifications
Characteristic curves
https://curves.simaris.siemens.com/curves/<mmp_prod_noCOMP="HAUPT"></mmp_prod__no>

Subject to change without notice
© Copyright Siemens

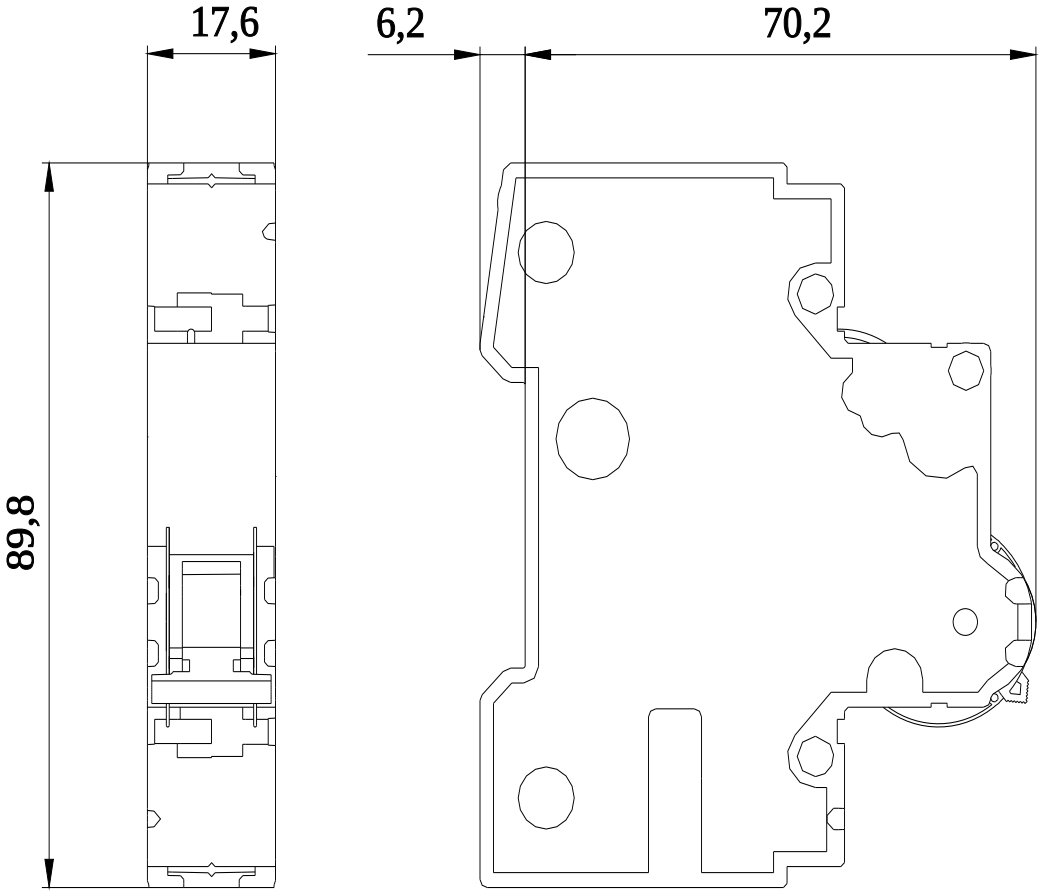

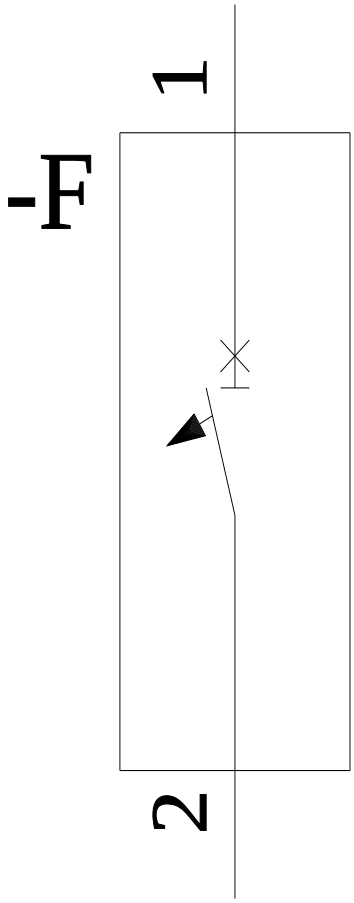

Subject to change without notice
© Copyright Siemens

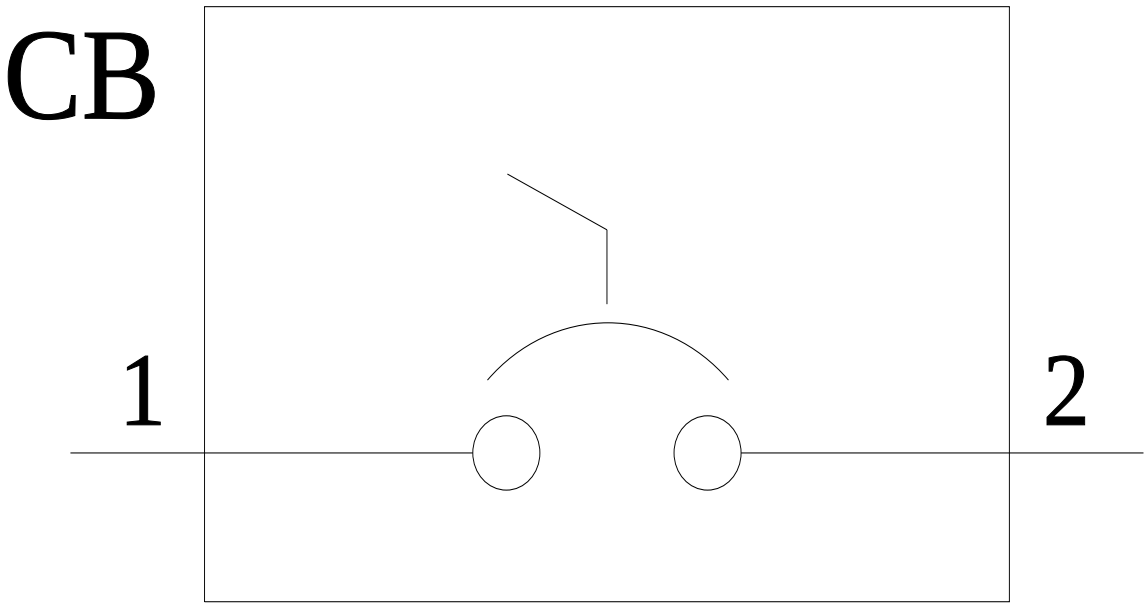

last modified: 8/6/2025

Subject to change without notice
© Copyright Siemens

Subject to change without notice
© Copyright Siemens