







Main miniature circuit breaker (SHU), 1-pole, E35A L1, 230/400 V

Figure similar

Model	
product brand name	SENTRON
product designation	Miniature circuit breaker
design of the product	Main miniature circuit breaker
design of the locking device	Locking slide with lock, additional wire seal, cable ties and Antilux
General technical data	
number of poles	1
design of pole	1P
tripping characteristic class	E
mechanical service life (operating cycles) typical	20 000
overvoltage category	4
degree of pollution	3
Voltage	
insulation voltage (U <sub>i</sub> ) rated value	690 V
surge voltage resistance rated value	6 kV
supply voltage with single-phase operation at AC rated value	230 V
<ul style="list-style-type: none"> <li>● operational current                             <ul style="list-style-type: none"> <li>— at 30 °C rated value</li> <li>— at 40 °C rated value</li> <li>— at 50 °C rated value</li> <li>— at 55 °C rated value</li> </ul> </li> <li>● operational current at AC rated value</li> </ul>	35 A 33.25 A 31.5 A 30.625 A 35 A
Supply voltage	
supply voltage at AC	230 V
operating voltage rated value <ul style="list-style-type: none"> <li>● minimum</li> <li>● maximum</li> </ul>	110 V 440 V
supply voltage frequency rated value	50 Hz
Protection class	
protection class IP	IP40, with connected conductors
Breaking Capacity	
switching capacity current <ul style="list-style-type: none"> <li>● rated value</li> <li>● according to EN 60898 rated value</li> </ul>	25 kA 25 kA
Dissipation	
power loss [W] for rated value of the current at AC in hot	6.9 W

operating state per pole		
<b>suitability for operation</b>	Residential buildings/infrastructure	
<b>Product details</b>		
<b>product component</b>		
• outgoing feeder via spring-loaded terminal	Yes	
• infeed at box terminal	Yes	
<b>product feature properties for main switches in accordance with EN 60204-1</b>	Yes	
<b>product feature sealable</b>	Yes	
<b>Display and operation</b>		
display version for switch position indicator	OFF = green, ON = red	
<b>Connections</b>		
<b>connectable conductor cross-section of spring-loaded terminal finely stranded with core end processing</b>		
• minimum	2.5 mm <sup>2</sup>	
• maximum	16 mm <sup>2</sup>	
<b>connectable conductor cross-section of the box terminal</b>		
• solid minimum	2.5 mm <sup>2</sup>	
• solid maximum	50 mm <sup>2</sup>	
• stranded minimum	2.5 mm <sup>2</sup>	
• stranded maximum	50 mm <sup>2</sup>	
<b>position of power supply cord</b>	Stipulated by installation in the lower section of the meter panel	
<b>Mechanical Design</b>		
<b>height</b>	151.3 mm	
<b>depth</b>	89.5 mm	
<b>depth of the enclosure</b>	76.3 mm	
<b>number of modular width units</b>	1.5	
<b>fastening method</b>	Busbar	
fastening method other	on 40-mm busbar system in compliance with DIN 43870 Part 2	
<b>Net Weight</b>	486 g	
<b>Environmental conditions</b>		
<b>shock resistance</b>	30 g, at least 3 impacts, impact duration 11 ms	
<b>vibration resistance according to IEC 60068-2-6</b>	2 g, 20 frequency cycles 5 to 150 to 15 Hz	
<b>ambient temperature during operation</b>		
• minimum	-25 °C	
• maximum	55 °C	
<b>ambient temperature during storage</b>		
• minimum	-40 °C	
• maximum	70 °C	
<b>Approvals Certificates</b>		
<b>Environment</b>	<b>General Product Approval</b>	<b>other</b>
<a href="#">Environmental Conformations</a>	<a href="#">Environmental Conformations</a>	<a href="#">Confirmation</a>
		
<b>other</b>		
		
<b>Further information</b>		
Information on the packaging <a href="https://support.industry.siemens.com/cs/ww/en/view/109813875">https://support.industry.siemens.com/cs/ww/en/view/109813875</a>		
Information for data generation and storage <a href="https://support.industry.siemens.com/cs/ww/en/view/109995012">https://support.industry.siemens.com/cs/ww/en/view/109995012</a>		
Information- and Downloadcenter (Catalogs, Brochures,...)		

<https://www.siemens.com/lowvoltage/catalogs>

Industry Mall (Online ordering system)

<https://mall.industry.siemens.com/mall/en/en/Catalog/product?mlfb=5SP3735-2KK01>

Service&Support (Manuals, Certificates, Characteristics, FAQs,...)

<https://support.industry.siemens.com/cs/ww/en/ps/5SP3735-2KK01>

Image database (product images, 2D dimension drawings, 3D models, device circuit diagrams, ...)

[https://www.automation.siemens.com/bilddb/cax\\_en.aspx?mlfb=5SP3735-2KK01](https://www.automation.siemens.com/bilddb/cax_en.aspx?mlfb=5SP3735-2KK01)

CAX-Online-Generator

<https://www.siemens.com/cax>

Tender specifications

<https://www.siemens.com/specifications>

Characteristic curves

[https://curves.simaris.siemens.com/curves/<mmp\\_prod\\_noCOMP='HAUPT'></mmp\\_prod\\_no>](https://curves.simaris.siemens.com/curves/<mmp_prod_noCOMP='HAUPT'></mmp_prod_no>)

