



Miniature circuit breaker 400 V 10kA, 3+N-pole, D, 40 A

Model	
product brand name	SENTRON
product designation	Miniature circuit breaker
General technical data	
number of poles	4
design of pole	3P+N
tripping characteristic class	D
mechanical service life (operating cycles) typical	10 000
overvoltage category	3
degree of pollution	2
Voltage	
type of voltage of the operating voltage	AC
type of voltage	Use only in alternating current or direct current circuits. Mixed use is not permitted.
insulation voltage (Ui)	
<ul style="list-style-type: none"> <li>with multi-phase operation at AC rated value</li> </ul>	440 V
<ul style="list-style-type: none"> <li>operational current                             <ul style="list-style-type: none"> <li>at 30 °C rated value</li> <li>at 40 °C rated value</li> <li>at 55 °C rated value</li> </ul> </li> <li>operational current at AC rated value</li> </ul>	40 A 37.89 A 34.47 A 40 A
Supply voltage	
supply voltage at AC	400 V
value range of the supply voltage frequency	50/60 Hz
operating voltage	
<ul style="list-style-type: none"> <li>with multi-phase operation at AC maximum</li> <li>at DC rated value maximum</li> <li></li> </ul>	440 V 62.5 V The operational voltage 62,5V DC/pole takes into account a battery charging voltage with peak value of 72V
Protection class	
protection class IP	IP20, with connected conductors
Breaking Capacity	
switching capacity current	
<ul style="list-style-type: none"> <li>according to EN 60898 rated value</li> <li>according to IEC 60947-2 rated value</li> </ul>	10 kA 10 kA
Dissipation	
power loss [W] for rated value of the current at AC in hot operating state per pole	3.3 W
suitability for operation	Residential buildings/infrastructure





Product details	
product feature touch protection	Yes
product component neutral conductor switching	Yes
product feature halogen-free	Yes
product feature sealable	Yes
product feature silicon-free	Yes
product extension installable supplementary devices	Yes

Connections	
<b>connectable conductor cross-section solid</b> <ul style="list-style-type: none"> <li>• minimum</li> <li>• maximum</li> </ul>	0.75 mm <sup>2</sup> 25 mm <sup>2</sup>
<b>connectable conductor cross-section stranded</b> <ul style="list-style-type: none"> <li>• minimum</li> <li>• maximum</li> </ul>	0.75 mm <sup>2</sup> 25 mm <sup>2</sup>
<b>connectable conductor cross-section finely stranded with core end processing</b> <ul style="list-style-type: none"> <li>• minimum</li> <li>• maximum</li> </ul>	0.75 mm <sup>2</sup> 25 mm <sup>2</sup>
<b>tightening torque with screw-type terminals</b> <ul style="list-style-type: none"> <li>• minimum</li> <li>• maximum</li> </ul>	2.5 N·m 3 N·m

Mechanical Design	
height	90 mm
width	72 mm
depth	76 mm
installation depth	70 mm
number of modular width units	4
mounting position	any
Net Weight	617 g

Environmental conditions	
<b>ambient temperature during operation</b> <ul style="list-style-type: none"> <li>• minimum</li> <li>• maximum</li> </ul>	-25 °C 55 °C
<b>ambient temperature during storage</b> <ul style="list-style-type: none"> <li>• minimum</li> <li>• maximum</li> </ul>	-40 °C 75 °C

### Approvals Certificates

Environment	General Product Approval				
<a href="#">Environmental Confirmations</a>	<a href="#">Environmental Confirmations</a>				

General Product Approval	Test Certificates	other
		
<a href="#">Confirmation</a>	<a href="#">Miscellaneous</a>	<a href="#">Confirmation</a>

other


### Further information

Information on the packaging

<https://support.industry.siemens.com/cs/ww/en/view/109813875>

Information for data generation and storage

<https://support.industry.siemens.com/cs/ww/en/view/109995012>

Information- and Downloadcenter (Catalogs, Brochures,...)

<https://www.siemens.com/lowvoltage/catalogs>

Industry Mall (Online ordering system)

<https://mall.industry.siemens.com/mall/en/en/Catalog/product?mlfb=5SL4640-8>

Service&Support (Manuals, Certificates, Characteristics, FAQs,...)

<https://support.industry.siemens.com/cs/ww/en/ps/5SL4640-8>

Image database (product images, 2D dimension drawings, 3D models, device circuit diagrams, ...)

[https://www.automation.siemens.com/bilddb/cax\\_en.aspx?mlfb=5SL4640-8](https://www.automation.siemens.com/bilddb/cax_en.aspx?mlfb=5SL4640-8)

CAX-Online-Generator

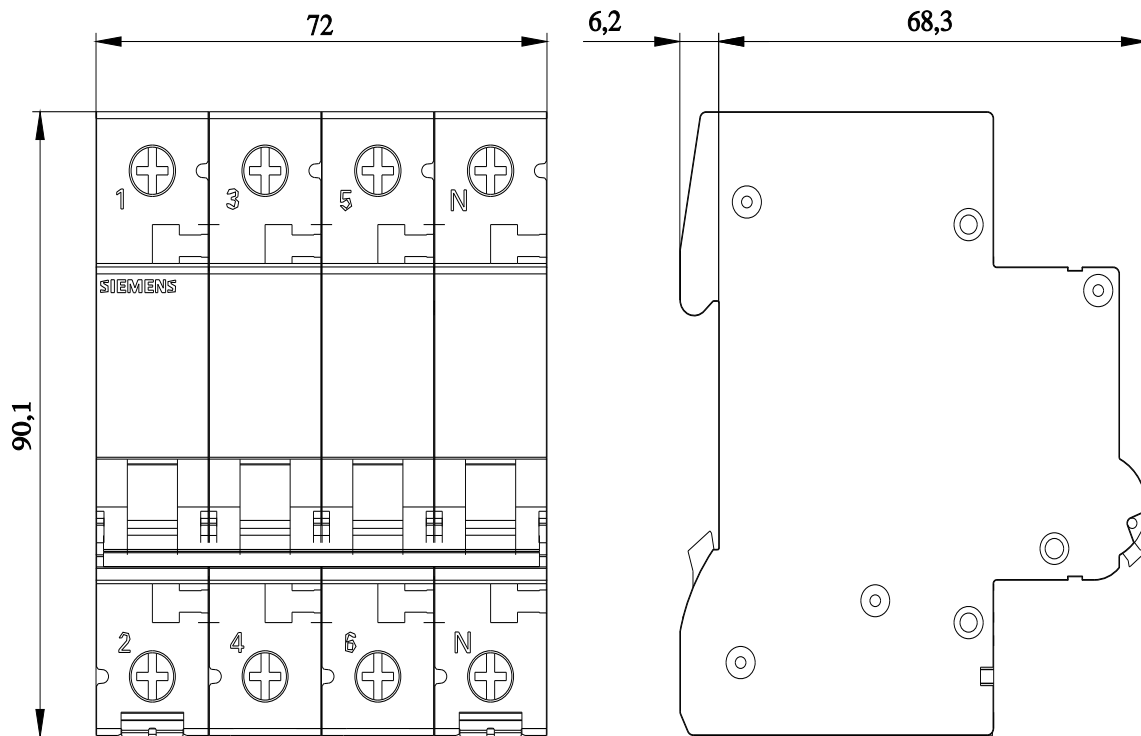
<https://www.siemens.com/cax>

Tender specifications

<https://www.siemens.com/specifications>

Characteristic curves

[https://curves.simaris.siemens.com/curves/<mmp\\_prod\\_noCOMP="HAUPT"></mmp\\_prod\\_no>](https://curves.simaris.siemens.com/curves/<mmp_prod_noCOMP=)





last modified:

10/10/2025 

