



Miniature circuit breaker 400 V 10kA, 2-pole, C, 63 A

Model	
product brand name	SENTRON
product designation	Miniature circuit breaker
General technical data	
number of poles	2
design of pole	2P
tripping characteristic class	C
mechanical service life (operating cycles) typical	10 000
overvoltage category	3
degree of pollution	2
Voltage	
type of voltage of the operating voltage	AC
type of voltage	Use only in alternating current or direct current circuits. Mixed use is not permitted.
insulation voltage (U _i)	
<ul style="list-style-type: none"> with multi-phase operation at AC rated value 	440 V
<ul style="list-style-type: none"> operational current <ul style="list-style-type: none"> at 30 °C rated value at 40 °C rated value at 55 °C rated value operational current at AC rated value 	63 A 59.67 A 54.29 A 63 A
Supply voltage	
supply voltage at AC	400 V
value range of the supply voltage frequency	50/60 Hz
operating voltage	
<ul style="list-style-type: none"> with multi-phase operation at AC maximum at DC rated value maximum 	440 V 62.5 V The operational voltage 62,5V DC/pole takes into account a battery charging voltage with peak value of 72V
Protection class	
protection class IP	IP20, with connected conductors
Breaking Capacity	
switching capacity current	
<ul style="list-style-type: none"> according to EN 60898 rated value according to IEC 60947-2 rated value 	10 kA 10 kA
energy limitation class	3
Dissipation	
power loss [W] for rated value of the current at AC in hot operating state per pole	5 W

suitability for operation	Residential buildings/infrastructure
---------------------------	--------------------------------------

Product details

product feature touch protection	Yes
product component neutral conductor switching	No
product feature halogen-free	Yes
product feature sealable	Yes
product feature silicon-free	Yes
product extension installable supplementary devices	Yes

Connections

connectable conductor cross-section solid	
• minimum	0.75 mm ²
• maximum	25 mm ²
connectable conductor cross-section stranded	
• minimum	0.75 mm ²
• maximum	25 mm ²
connectable conductor cross-section finely stranded with core end processing	
• minimum	0.75 mm ²
• maximum	25 mm ²
tightening torque with screw-type terminals	
• minimum	2.5 N·m
• maximum	3 N·m

Mechanical Design

height	90 mm
width	36 mm
depth	76 mm
installation depth	70 mm
number of modular width units	2
mounting position	any
Net Weight	328 g





Environmental conditions

ambient temperature during operation	
• minimum	-25 °C
• maximum	55 °C
ambient temperature during storage	
• minimum	-40 °C
• maximum	75 °C

Approvals Certificates


Environment	General Product Approval
Environmental Confirmations	Environmental Confirmations
	
	
	

General Product Approval **Test Certificates**

		Confirmation			Miscellaneous
			EG-Konf.		

other

[Confirmation](#)



Further information

Information on the packaging

<https://support.industry.siemens.com/cs/ww/en/view/109813875>

Information for data generation and storage

<https://support.industry.siemens.com/cs/ww/en/view/109995012>

Information- and Downloadcenter (Catalogs, Brochures,...)

<https://www.siemens.com/lowvoltage/catalogs>

Industry Mall (Online ordering system)

<https://mall.industry.siemens.com/mall/en/en/Catalog/product?mlfb=5SL4263-7>

Service&Support (Manuals, Certificates, Characteristics, FAQs,...)

<https://support.industry.siemens.com/cs/ww/en/ps/5SL4263-7>

Image database (product images, 2D dimension drawings, 3D models, device circuit diagrams, ...)

https://www.automation.siemens.com/bilddb/cax_en.aspx?mlfb=5SL4263-7

CAX-Online-Generator

<https://www.siemens.com/cax>

Tender specifications

<https://www.siemens.com/specifications>

Characteristic curves

[https://curves.simaris.siemens.com/curves/<mmp_prod_noCOMP="HAUPT"></mmp_prod_no>](https://curves.simaris.siemens.com/curves/<mmp_prod_noCOMP=)





last modified:

7/23/2025 

