



Miniature circuit breaker 230/400 V 10kA, 1-pole, D, 40 A

Model	
product brand name	SENTRON
product designation	Miniature circuit breaker
General technical data	
number of poles	1
design of pole	1P
tripping characteristic class	D
mechanical service life (operating cycles) typical	10 000
overvoltage category	3
degree of pollution	2
Voltage	
type of voltage of the operating voltage	AC
type of voltage	Use only in alternating current or direct current circuits. Mixed use is not permitted.
insulation voltage (Ui)	
<ul style="list-style-type: none"> <li>with single-phase operation at AC rated value</li> <li>with multi-phase operation at AC rated value</li> </ul>	250 V 440 V
<ul style="list-style-type: none"> <li>operational current                             <ul style="list-style-type: none"> <li>at 30 °C rated value</li> <li>at 40 °C rated value</li> <li>at 55 °C rated value</li> </ul> </li> <li>operational current at AC rated value</li> </ul>	40 A 36.96 A 31.85 A 40 A
Supply voltage	
supply voltage at AC	400 V
value range of the supply voltage frequency	50/60 Hz
operating voltage	
<ul style="list-style-type: none"> <li>with multi-phase operation at AC maximum</li> <li>at DC rated value maximum</li> <li></li> </ul>	440 V 62.5 V The operational voltage 62,5V DC/pole takes into account a battery charging voltage with peak value of 72V
Protection class	
protection class IP	IP20, with connected conductors
Breaking Capacity	
switching capacity current	
<ul style="list-style-type: none"> <li>according to EN 60898 rated value</li> <li>according to IEC 60947-2 rated value</li> </ul>	10 kA 10 kA
Dissipation	
power loss [W] for rated value of the current at AC in hot operating state per pole	3.3 W

suitability for operation	Residential buildings/infrastructure
---------------------------	--------------------------------------

### Product details

product feature touch protection	Yes
product component neutral conductor switching	No
product feature halogen-free	Yes
product feature sealable	Yes
product feature silicon-free	Yes
product extension installable supplementary devices	Yes

### Connections

connectable conductor cross-section solid	
• minimum	0.75 mm <sup>2</sup>
• maximum	25 mm <sup>2</sup>
connectable conductor cross-section stranded	
• minimum	0.75 mm <sup>2</sup>
• maximum	25 mm <sup>2</sup>
connectable conductor cross-section finely stranded with core end processing	
• minimum	0.75 mm <sup>2</sup>
• maximum	25 mm <sup>2</sup>
tightening torque with screw-type terminals	
• minimum	2.5 N·m
• maximum	3 N·m





### Mechanical Design

height	90 mm
width	18 mm
depth	76 mm
installation depth	70 mm
number of modular width units	1
mounting position	any
Net Weight	161 g





### Environmental conditions

ambient temperature during operation	
• minimum	-25 °C
• maximum	55 °C
ambient temperature during storage	
• minimum	-40 °C
• maximum	75 °C


### Approvals Certificates

Environment	General Product Approval
<a href="#">Environmental Confirmations</a>	<a href="#">Environmental Confirmations</a>
	
	
	

### General Product Approval

		<a href="#">Confirmation</a>			<a href="#">Miscellaneous</a>
			EG-Konf.		

### other

<a href="#">Confirmation</a>	
------------------------------	-------------------------------------------------------------------------------------

## Further information

### Information on the packaging

<https://support.industry.siemens.com/cs/ww/en/view/109813875>

### Information for data generation and storage

<https://support.industry.siemens.com/cs/ww/en/view/109995012>

### Information- and Downloadcenter (Catalogs, Brochures,...)

<https://www.siemens.com/lowvoltage/catalogs>

### Industry Mall (Online ordering system)

<https://mall.industry.siemens.com/mall/en/en/Catalog/product?mlfb=5SL4140-8>

### Service&Support (Manuals, Certificates, Characteristics, FAQs,...)

<https://support.industry.siemens.com/cs/ww/en/ps/5SL4140-8>

### Image database (product images, 2D dimension drawings, 3D models, device circuit diagrams, ...)

[https://www.automation.siemens.com/bilddb/cax\\_en.aspx?mlfb=5SL4140-8](https://www.automation.siemens.com/bilddb/cax_en.aspx?mlfb=5SL4140-8)

### CAX-Online-Generator

<https://www.siemens.com/cax>

### Tender specifications

<https://www.siemens.com/specifications>

### Characteristic curves

[https://curves.simaris.siemens.com/curves/<mmp\\_prod\\_noCOMP="HAUPT"></mmp\\_prod\\_no>](https://curves.simaris.siemens.com/curves/<mmp_prod_noCOMP=)





---

last modified:

7/23/2025 

