







RC unit for 5SL4, 3-pole, type A, In: 63 A, 30 mA, Un AC: 400 V



Figure similar

Model	
product brand name	SETRON
product designation	RCD-unit
design of the product	Instantaneous
product type designation	5SM2
product version	for 5SL4
General technical data	
number of poles	3
design of pole	3 poles
size of installation devices according to DIN 43880	1
touch protection against electrical shock according to EN 50274	Finger and back-of-hand safe
mechanical service life (operating cycles) typical	10 000
overvoltage category	III
degree of pollution	2
Voltage	
type of voltage of the operating voltage	AC
insulation voltage (Ui) rated value	460 V
surge voltage resistance rated value	4 000 V
tripping fault current rated value	30 mA
<ul style="list-style-type: none"> • operational current <ul style="list-style-type: none"> — at 40 °C rated value — at 45 °C rated value — at 50 °C rated value — at 55 °C rated value — at 60 °C rated value — at 65 °C rated value — at 70 °C rated value • operational current at AC rated value 	58.6 A 58.59 A 56.7 A 54.81 A 53.55 A 52.29 A 50.4 A 63 A
residual current type	A
surge current resistance rated value	1 kA
supply voltage <ul style="list-style-type: none"> • at AC • for testing equipment minimum 	400 V 340 V
value range of the supply voltage frequency	50 Hz
value range of the operating frequency	50 Hz
Protection class	

protection class IP	IP20, if the distribution board is installed, with connected conductors	
protection function false tripping	Yes	
Dissipation		
power loss [W]		
<ul style="list-style-type: none"> for rated value of the current at AC in hot operating state per pole 	4.6 W	
<ul style="list-style-type: none"> maximum 	13.8 W	
Product details		
product feature OFF-delay time adjustable	No	
product feature rated fault current adjustable	No	
product feature sealable	No	
Connections		
connectable conductor cross-section solid		
<ul style="list-style-type: none"> minimum 	1.5 mm ²	
<ul style="list-style-type: none"> maximum 	25 mm ²	
connectable conductor cross-section stranded		
<ul style="list-style-type: none"> minimum 	1.5 mm ²	
<ul style="list-style-type: none"> maximum 	25 mm ²	
tightening torque with screw-type terminals		
<ul style="list-style-type: none"> minimum 	2.5 N·m	
<ul style="list-style-type: none"> maximum 	3 N·m	
position of power supply cord	top or bottom	
Mechanical Design		
height	90 mm	
width	54 mm	
depth	70 mm	
installation depth	70 mm	
number of modular width units	3	
fastening method	DIN rail	
mounting position	any	
Net Weight	326 g	
Environmental conditions		
ambient temperature during operation		
<ul style="list-style-type: none"> minimum 	-25 °C	
<ul style="list-style-type: none"> maximum 	45 °C	
ambient temperature during storage		
<ul style="list-style-type: none"> minimum 	-40 °C	
<ul style="list-style-type: none"> maximum 	75 °C	
number of test cycles for environmental testing according to IEC 60068-2-30	28	
Certificates		
reference code according to IEC 81346-2	F	
Approvals Certificates		
Environment	General Product Approval	
Environmental Confirmations	Environmental Confirmations	
		
Miscellaneous		
General Product Approval	other	Dangerous goods
Confirmation		
		Confirmation
		Transport Information
Further information		
Information on the packaging		

<https://support.industry.siemens.com/cs/ww/en/view/109813875>

Information for data generation and storage

<https://support.industry.siemens.com/cs/ww/en/view/109995012>

Information- and Downloadcenter (Catalogs, Brochures,...)

<https://www.siemens.com/lowvoltage/catalogs>

Industry Mall (Online ordering system)

<https://mall.industry.siemens.com/mall/en/en/Catalog/product?mlfb=5SM2336-6>

Service&Support (Manuals, Certificates, Characteristics, FAQs,...)

<https://support.industry.siemens.com/cs/ww/en/ps/5SM2336-6>

Image database (product images, 2D dimension drawings, 3D models, device circuit diagrams, ...)

https://www.automation.siemens.com/bilddb/cax_en.aspx?mlfb=5SM2336-6

CAX-Online-Generator

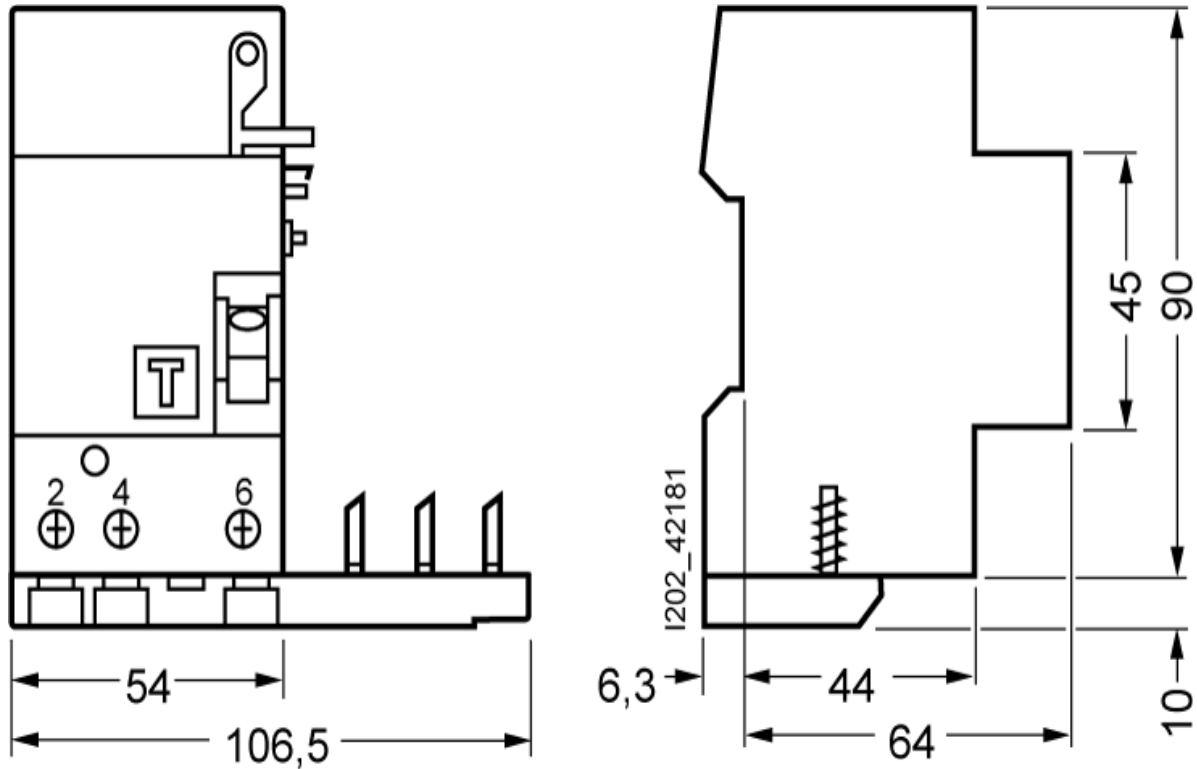
<https://www.siemens.com/cax>

Tender specifications

<https://www.siemens.com/specifications>

Characteristic curves

[https://curves.simaris.siemens.com/curves/<mmp_prod_noCOMP="HAUPT"></mmp_prod_no>](https://curves.simaris.siemens.com/curves/<mmp_prod_noCOMP=)



last modified:

4/12/2025

