



undervoltage release 230 V AC/50 Hz, 240 V AC/60 Hz with leading auxiliary contact 2 NO with screw terminal for 3RV2 motor starter protector/circuit breaker

<b>product brand name</b>	SIRIUS
<b>product category</b>	Auxiliary release
<b>product designation</b>	undervoltage release
<b>design of the product</b>	with 2 auxiliary contacts
<b>product type designation</b>	3RV29
<b>suitability for use</b>	motor circuit breaker
<b>General technical data</b>	
<b>certificate of suitability</b>	CE / UL / CSA
<b>size of the circuit-breaker</b>	S00, S0, S2, S3
<b>closing active power at AC maximum</b>	13 W
<b>active power at AC in operation maximum</b>	2.4 W
<b>apparent power at AC in operation maximum</b>	7.2 VA
<b>insulation voltage</b>	
• rated value	690 V
• with degree of pollution 3 at AC rated value	690 V
<b>degree of pollution</b>	3
protection class IP on the front according to IEC 60529	IP20
break time maximum	20 ms
<b>reference code according to DIN 40719 extended according to IEC 204-2 according to IEC 750</b>	F
<b>reference code according to EN 61346-2</b>	F
<b>Substance Prohibitance (day/month/year)</b>	05/01/2012
<b>Net Weight</b>	0.143 kg
<b>type of voltage of the control supply voltage</b>	AC
<b>control supply voltage 1 at AC</b>	
• at 50 Hz rated value	230 V
• at 60 Hz rated value	240 V
<b>control supply voltage frequency 1</b>	50 ... 60 Hz
number of NC contacts for auxiliary contacts instantaneous contact	0
number of NO contacts for auxiliary contacts	
• instantaneous contact	0
• leading contact	2
number of CO contacts of auxiliary contacts instantaneous contact	0
<b>Ambient conditions</b>	
<b>ambient temperature</b>	
• during operation	-20 ... +60 °C
• during storage	-50 ... +80 °C
Electrical Safety	

protection class IP on the front according to IEC 60529	IP20
touch protection on the front according to IEC 60529	finger-safe, for vertical contact from the front
<b>Short-circuit protection</b>	
design of short-circuit protection	fuse
<b>Installation/ mounting/ dimensions</b>	
fastening method	snap-on mounting
height	90 mm
width	19 mm
depth	68 mm
<b>Connections/ Terminals</b>	
type of electrical connection for auxiliary and control circuit	screw-type terminals



**Approvals Certificates**

Environment	General Product Approval				Test Certificates
<a href="#">Environmental Confirmations</a>					<a href="#">Type Test Certificates/Test Report</a>

**Test Certificates**

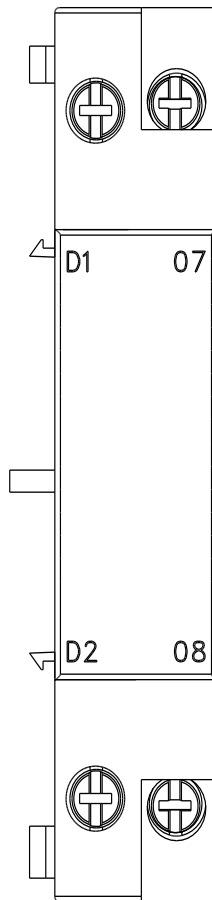
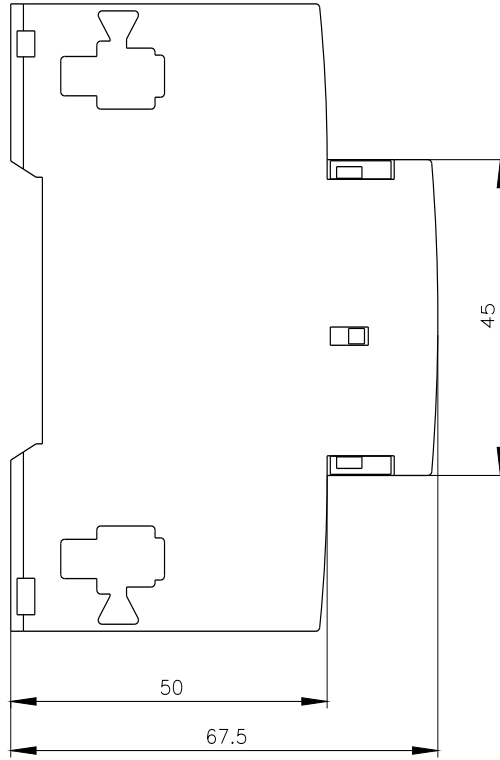
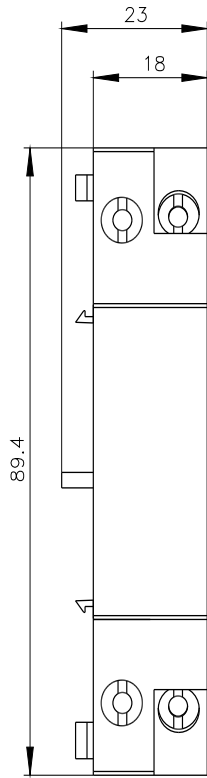
Test Certificates	Maritime application				
<a href="#">Special Test Certificate</a>					

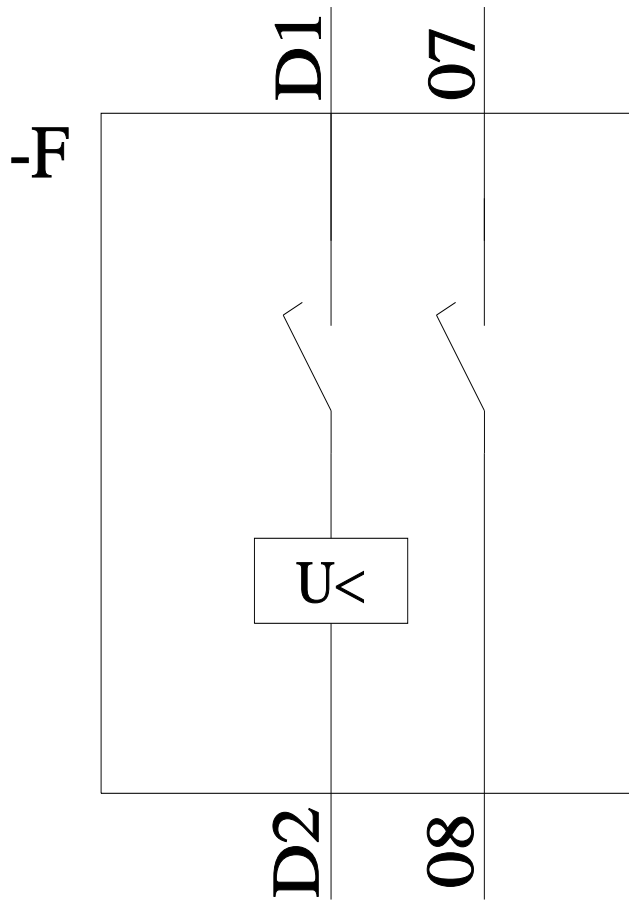
**Maritime application**

Maritime application	other	Railway		
	<a href="#">Miscellaneous</a>	<a href="#">Confirmation</a>	<a href="#">Miscellaneous</a>	

**Further information**

Information on the packaging  
<https://support.industry.siemens.com/cs/ww/en/view/109813875>  
Information for data generation and storage  
<https://support.industry.siemens.com/cs/ww/en/view/109995012>  
Information- and Downloadcenter (Catalogs, Brochures,...)  
<https://www.siemens.com/ic10>  
Industry Mall (Online ordering system)  
<https://mall.industry.siemens.com/mall/en/en/Catalog/product?mlfb=3RV2922-1CP0>  
Cax online generator  
<https://support.automation.siemens.com/WW/CAXorder/default.aspx?lang=en&mlfb=3RV2922-1CP0>  
Service&Support (Manuals, Certificates, Characteristics, FAQs,...)  
<https://support.industry.siemens.com/cs/ww/en/ps/3RV2922-1CP0>  
Image database (product images, 2D dimension drawings, 3D models, device circuit diagrams, EPLAN macros, ...)  
[https://www.automation.siemens.com/bilddb/cax\\_de.aspx?mlfb=3RV2922-1CP0&lang=en](https://www.automation.siemens.com/bilddb/cax_de.aspx?mlfb=3RV2922-1CP0&lang=en)





last modified:

4/2/2025 