

















signaling switch for circuit breaker 3RV2 with screw terminal

product brand name	SIRIUS
product category	Auxiliary switch
product designation	signaling switch
design of the product	separate tripped signal and short circuit alarm, 1 NO + 1 NC each
product type designation	3RV29
<b>General technical data</b>	
certificate of suitability	CE / UL / CSA / CCC
size of the circuit-breaker	S00, S0, S2, S3
display version LED	No
insulation voltage rated value	690 V
degree of pollution	3
surge voltage resistance rated value	6 kV
protection class IP on the front	
• according to IEC 60529	IP20
•	IP20
reference code according to IEC 81346-2	Q
Substance Prohibitance (day/month/year)	10/01/2009
Net Weight	96 g
number of NC contacts for auxiliary contacts instantaneous contact	1
number of NO contacts for auxiliary contacts instantaneous contact	1
number of CO contacts of auxiliary contacts instantaneous contact	0
operational current at AC-15 at 690 V rated value	1 A
operational current of auxiliary contacts at AC-12	
• at 24 V	10 A
• at 230 V	10 A
• at 400 V	10 A
• at 690 V	10 A
operational current of auxiliary contacts at AC-12 maximum	10 A
operational current of auxiliary contacts at AC-15	
• at 24 V	6 A
• at 230 V	4 A
• at 400 V	3 A
operational current of auxiliary contacts at DC-13	
• at 24 V	2 A
• at 110 V	0.5 A
• at 220 V	0.25 A
• at 250 V	0.25 A

Ambient conditions		
<b>ambient temperature</b>		
<ul style="list-style-type: none"> <li>during operation</li> <li>during storage</li> </ul>	-20 ... +60 °C -50 ... +80 °C	
Electrical Safety		
<b>protection class IP on the front according to IEC 60529</b>	IP20	
<b>touch protection on the front according to IEC 60529</b>	finger-safe, for vertical contact from the front	
Installation/ mounting/ dimensions		
<b>fastening method</b>	plug-in fixing	
<b>height</b>	90 mm	
<b>width</b>	18 mm	
<b>depth</b>	68 mm	
Connections/ Terminals		
type of electrical connection for auxiliary and control circuit	screw-type terminals	
<b>connectable conductor cross-section for auxiliary contacts</b>		
<ul style="list-style-type: none"> <li>solid or stranded</li> <li>finely stranded with core end processing</li> </ul>	0.5 ... 2.5 mm <sup>2</sup> 0.5 ... 2.5 mm <sup>2</sup>	
<b>type of connectable conductor cross-sections</b>		
<ul style="list-style-type: none"> <li>for auxiliary contacts               <ul style="list-style-type: none"> <li>— solid</li> <li>— finely stranded with core end processing</li> </ul> </li> <li>for AWG cables for auxiliary contacts</li> </ul>	2x (0.5 ... 1.5 mm <sup>2</sup> ), 2x (0.75 ... 2.5 mm <sup>2</sup> ) 2x (0.5 ... 1.5 mm <sup>2</sup> ), 2x (0.75 ... 2.5 mm <sup>2</sup> ) 2x (18 ... 14)	
<b>AWG number as coded connectable conductor cross section for auxiliary contacts</b>	18 ... 14	
Approvals Certificates		
Environmental Product Declaration		
<ul style="list-style-type: none"> <li>global warming potential [CO2 eq] / during manufacturing</li> <li>global warming potential [CO2 eq] / during operation</li> <li>global warming potential [CO2 eq] / after end of life</li> <li>global warming potential [CO2 eq] / total</li> </ul>	0.238 kg 4.2 kg 0.0053 kg 4.44 kg	
Environment	General Product Approval	
<a href="#">Environmental Confirmations</a> 	   	
General Product Approval	Test Certificates	Maritime application
 	<a href="#">Special Test Certificate</a> <a href="#">Type Test Certificates/Test Report</a>	 
Maritime application	other	
   	<a href="#">Miscellaneous</a>	<a href="#">Confirmation</a>
other	Railway	
<a href="#">Miscellaneous</a>		<a href="#">Special Test Certificate</a> <a href="#">Confirmation</a>
Further information		

Information on the packaging

<https://support.industry.siemens.com/cs/ww/en/view/109813875>

Information for data generation and storage

<https://support.industry.siemens.com/cs/ww/en/view/109995012>

Information- and Downloadcenter (Catalogs, Brochures,...)

<https://www.siemens.com/ic10>

Industry Mall (Online ordering system)

<https://mall.industry.siemens.com/mall/en/en/Catalog/product?mlfb=3RV2921-1M>

Cax online generator

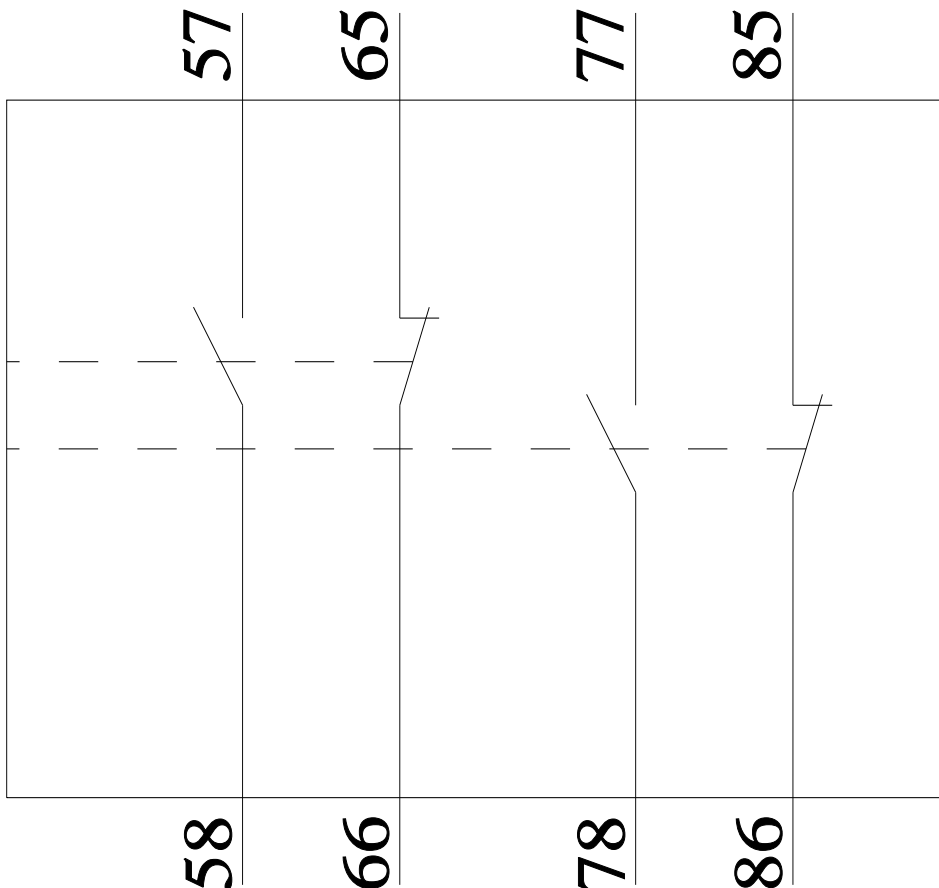
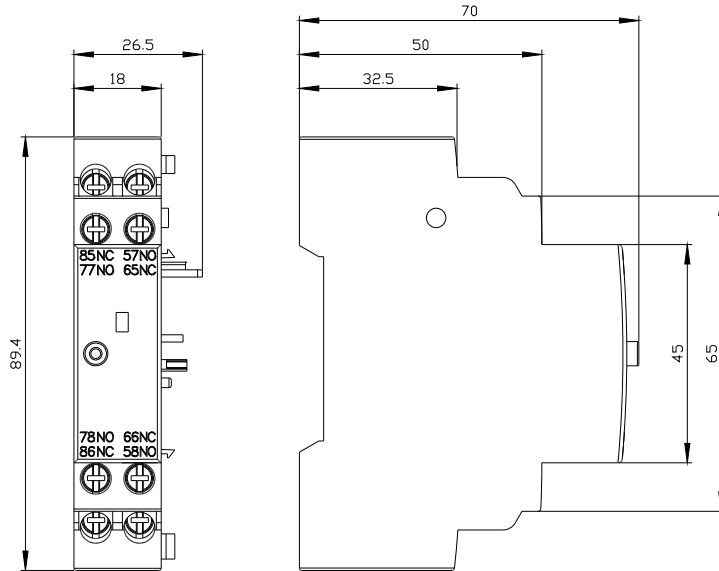
<https://support.automation.siemens.com/WW/CAXorder/default.aspx?lang=en&mlfb=3RV2921-1M>

Service&Support (Manuals, Certificates, Characteristics, FAQs,...)

<https://support.industry.siemens.com/cs/ww/en/ps/3RV2921-1M>

Image database (product images, 2D dimension drawings, 3D models, device circuit diagrams, EPLAN macros, ...)

[https://www.automation.siemens.com/bilddb/cax\\_de.aspx?mlfb=3RV2921-1M&lang=en](https://www.automation.siemens.com/bilddb/cax_de.aspx?mlfb=3RV2921-1M&lang=en)



last modified:

7/22/2025 ↻

