











residual current operated circuit breaker, 4-pole, type AC, In: 40 A, 100 mA, Un AC: 400 V Use of these devices is not permitted in all countries. Observe national installation regulations!

Model	
product brand name	SENTRON
product designation	Residual current operated circuit breaker
design of the product	Instantaneous
product type designation	5SV4
General technical data	
number of poles	4
size of installation devices according to DIN 43880	1
mechanical service life (operating cycles) typical	10 000
short-circuit current of series fuse maximum permissible	80 A
short-circuit current rating	10 kA
switching function short-term delayed	No
degree of pollution	2
insulation voltage (Ui) rated value	2 000 V
tripping fault current rated value	100 mA
let-through current permissible	5 200 A
I ² t value permissible	58 000 A ² ·s
Supply voltage	
supply voltage for testing equipment minimum	100 V
value range of the supply voltage frequency	50 Hz
value range of the operating frequency	50 Hz
value range of the supply voltage at AC	230/400 V
Protection class	
protection class IP	IP20, if the distribution board is installed, with connected conductors
Breaking Capacity	
switching capacity current	
• according to IEC 61008-1 rated value	0.8 kA
grid spacing	60 mm
Dissipation	
power loss [W]	
• for rated value of the current at AC in hot operating state per pole	2 W
• maximum	6 W
Appearance	
RAL color number	7 035
RAL color number (similar)	7 035

Product details			
product feature silicon-free	Yes		
product extension installable supplementary devices	Yes		
Connections			
connectable conductor cross-section solid			
• minimum	0.75 mm ²		
• maximum	35 mm ²		
connectable conductor cross-section stranded			
• minimum	0.75 mm ²		
• maximum	35 mm ²		
tightening torque with screw-type terminals			
• minimum	2.5 N·m		
• maximum	3 N·m		
position of power supply cord	top or bottom		
Mechanical Design			
height	90 mm		
width	72 mm		
depth	70 mm		
installation depth	70 mm		
number of modular width units	4		
fastening method	DIN rail		
mounting position	any		
Net Weight	305 g		
Environmental conditions			
ambient temperature during operation			
• minimum	-25 °C		
• maximum	45 °C		
ambient temperature during storage minimum	-40 °C		
number of test cycles for environmental testing according to IEC 60068-2-30	28		
Approvals Certificates			
Environment	General Product Approval		
Environmental Confirmations  	Environmental Confirmations  		
General Product Approval	EMV		
Miscellaneous 	Confirmation  		
Test Certificates	other	Railway	Dangerous goods
Miscellaneous 	Confirmation	Special Test Certificate	Transport Information
Further information			
Information on the packaging https://support.industry.siemens.com/cs/ww/en/view/109813875 Information for data generation and storage https://support.industry.siemens.com/cs/ww/en/view/109995012 Information- and Downloadcenter (Catalogs, Brochures,...) https://www.siemens.com/lowvoltage/catalogs Industry Mall (Online ordering system) https://mall.industry.siemens.com/mall/en/en/Catalog/product?mlfb=5SV4444-0			

Service&Support (Manuals, Certificates, Characteristics, FAQs,...)

<https://support.industry.siemens.com/cs/ww/en/ps/5SV4444-0>

Image database (product images, 2D dimension drawings, 3D models, device circuit diagrams, ...)

https://www.automation.siemens.com/bilddb/cax_en.aspx?mlfb=5SV4444-0

CAX-Online-Generator

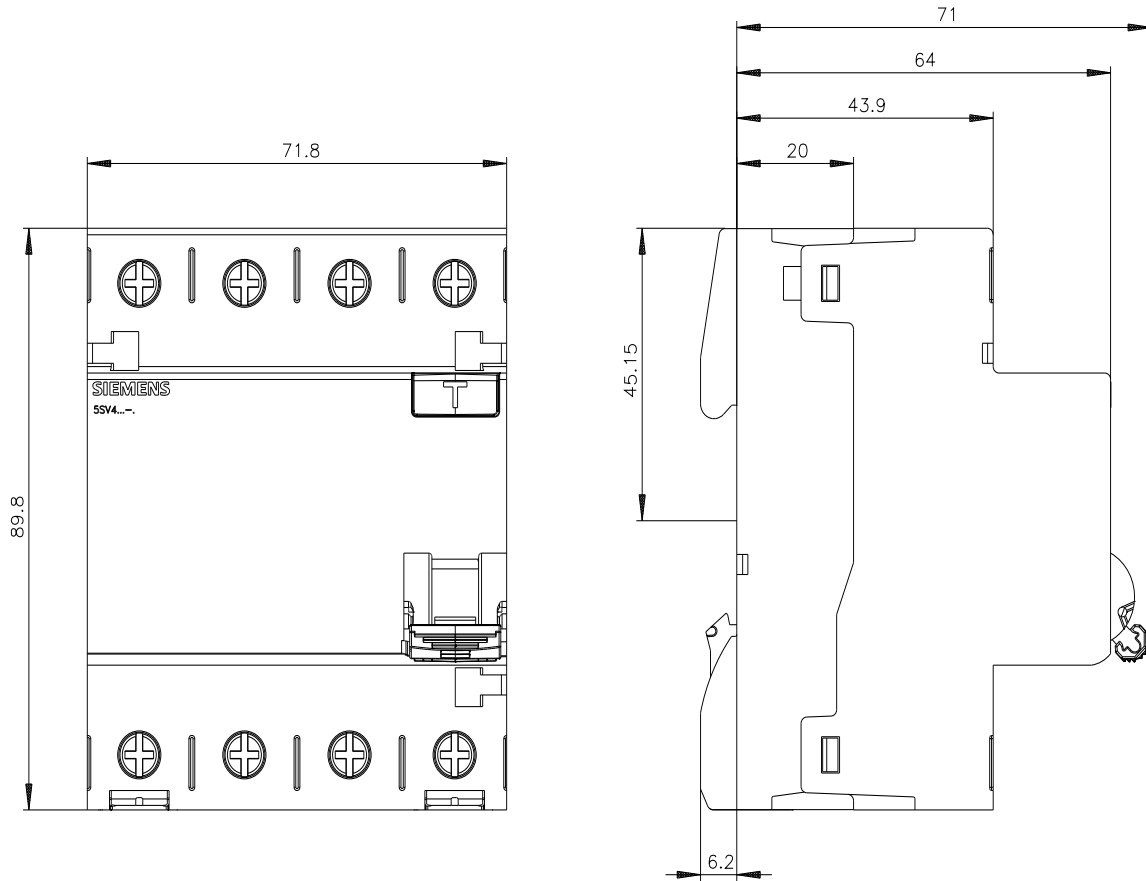
<https://www.siemens.com/cax>

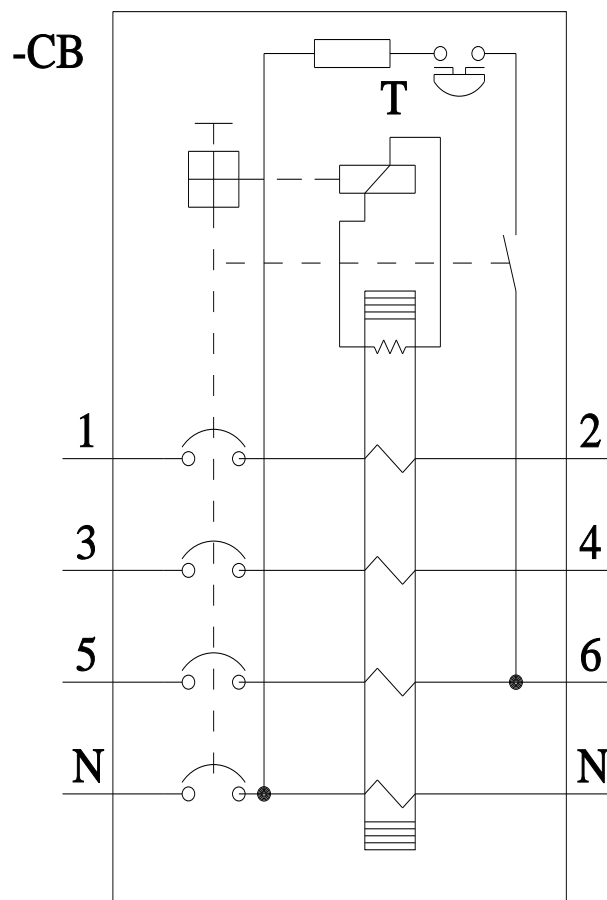
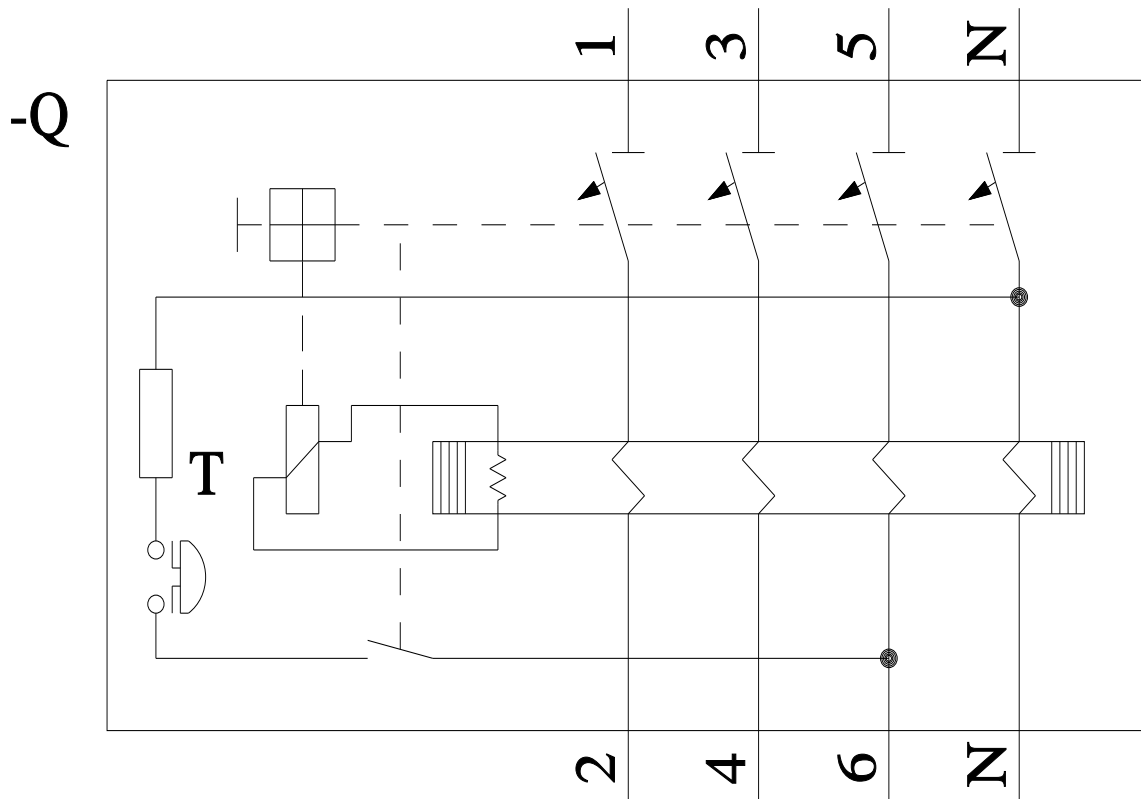
Tender specifications

<https://www.siemens.com/specifications>

Characteristic curves

https://curves.simaris.siemens.com/curves/<mmp_prod_noCOMP='HAUPT'></mmp_prod_no>





last modified:

10/9/2025

