



residual current operated circuit breaker, 4-pole, type B, short-time-delayed, In: 80 A, 500 mA, Un AC: 400 V SIGRES: harsh environmental conditions extended test interval

Model	
product brand name	SENTRON
product designation	Residual current operated circuit breaker
design of the product	Short-time delayed
product type designation	5SV3
product version	SIGRES (harsh ambient conditions)
General technical data	
number of poles	4
size of installation devices according to DIN 43880	1
mechanical service life (operating cycles) typical	10 000
short-circuit current of series fuse maximum permissible	100 A
short-circuit current rating	10 kA
switching function short-term delayed	Yes
degree of pollution	2
insulation voltage (Ui) rated value	2 000 V
tripping fault current rated value	500 mA
let-through current permissible	7 000 A
I ² t value permissible	60 000 A ² ·s
Supply voltage	
supply voltage for testing equipment minimum	70 V
value range of the supply voltage frequency	50/60 Hz
value range of the operating frequency	50/60 Hz
value range of the supply voltage at AC	70-440 V
Protection class	
protection class IP	IP20, if the distribution board is installed, with connected conductors
Breaking Capacity	
switching capacity current	
• according to IEC 61008-1 rated value	0.8 kA
grid spacing	60 mm
Dissipation	
power loss [W]	
• for rated value of the current at AC in hot operating state per pole	7.5 W
• maximum	22.5 W
Appearance	
RAL color number	7 035

RAL color number (similar)	7 035
----------------------------	-------

Product details

product feature silicon-free	Yes
product extension installable supplementary devices	Yes

Connections

connectable conductor cross-section solid	
• minimum	0.75 mm ²
• maximum	35 mm ²
connectable conductor cross-section stranded	
• minimum	0.75 mm ²
• maximum	35 mm ²
tightening torque with screw-type terminals	
• minimum	2.5 N·m
• maximum	3 N·m
position of power supply cord	top or bottom (top for SIGRES function also in switched-off state)

Mechanical Design

height	90 mm
width	72 mm
depth	70 mm
installation depth	70 mm
number of modular width units	4
fastening method	DIN rail
mounting position	any
Net Weight	456 g

Environmental conditions

ambient temperature during operation	
• minimum	-25 °C
• maximum	45 °C
ambient temperature during storage minimum	-40 °C
number of test cycles for environmental testing according to IEC 60068-2-30	28

Approvals Certificates

Environment	General Product Approval
-------------	--------------------------

[Environmental Confirmations](#)



[Environmental Confirmations](#)



General Product Approval

[Miscellaneous](#)



[Confirmation](#)



Test Certificates	other	Railway	Dangerous goods
-------------------	-------	---------	-----------------

[Miscellaneous](#)

[Confirmation](#)



[Special Test Certificate](#)

[Transport Information](#)

Further information

Information on the packaging
<https://support.industry.siemens.com/cs/ww/en/view/109813875>
 Information for data generation and storage
<https://support.industry.siemens.com/cs/ww/en/view/109995012>
 Information- and Downloadcenter (Catalogs, Brochures,...)
<https://www.siemens.com/lowvoltage/catalogs>

Industry Mall (Online ordering system)

<https://mall.industry.siemens.com/mall/en/en/Catalog/product?mlfb=5SV3747-4>

Service&Support (Manuals, Certificates, Characteristics, FAQs,...)

<https://support.industry.siemens.com/cs/ww/en/ps/5SV3747-4>

Image database (product images, 2D dimension drawings, 3D models, device circuit diagrams, ...)

https://www.automation.siemens.com/bilddb/cax_en.aspx?mlfb=5SV3747-4

CAX-Online-Generator

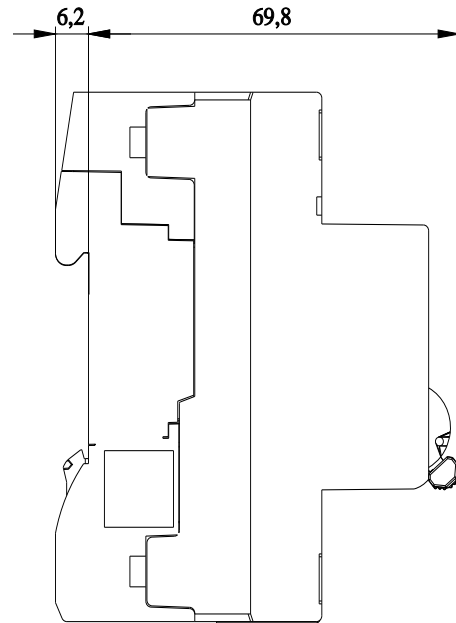
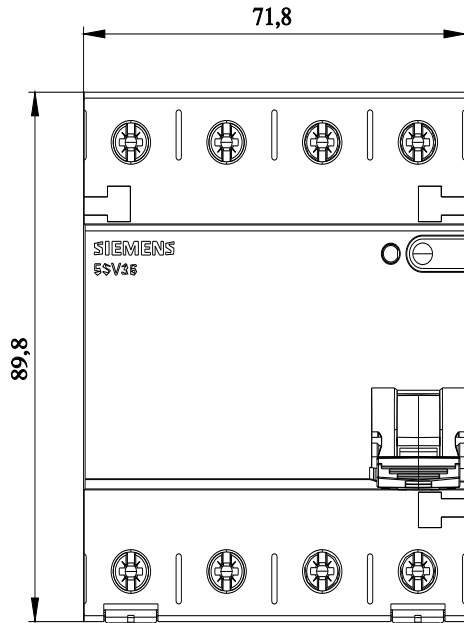
<https://www.siemens.com/cax>

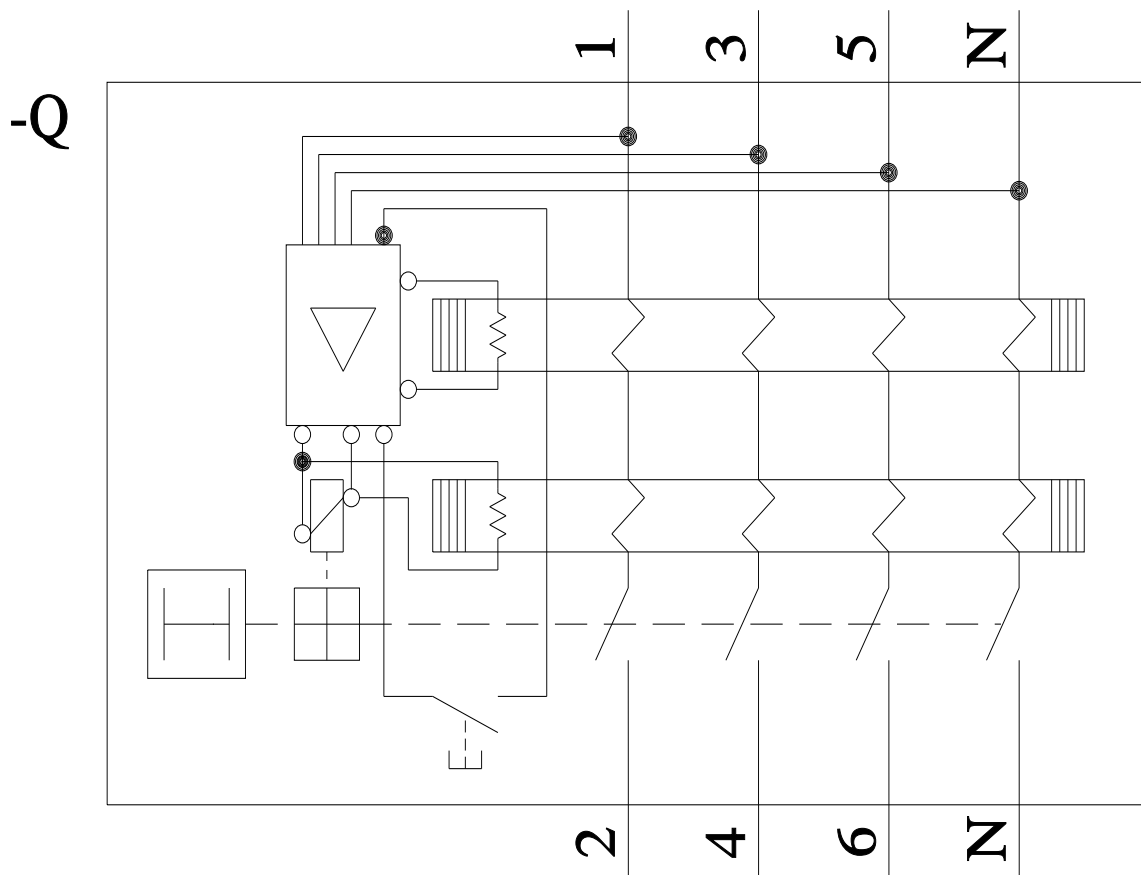
Tender specifications

<https://www.siemens.com/specifications>

Characteristic curves

https://curves.simarisiemens.com/curves/<mmp_prod_noCOMP='HAUPT'></mmp_prod_no>





last modified:

1/31/2026 